

## 1. eHealth Kerala - Vital Statistics

<b>Live Institutions</b>	34
<b>Medical College Hospitals</b>	1
<b>PHCs/FHCs</b>	28
<b>CHCs</b>	0
<b>DHs/GHs</b>	1
<b>PH Labs</b>	0
<b>Other(Inc Taluk Hospitals)</b>	4



## 2. Highlights



- Out of 28 PHCs/FHCs ,25 institutions started Reception Module .
- The district remains at position 3 in online appointment booking.
- District is at position 12(up by 2) in Pharmacy Usage(24.40%).



- The Ernakulam district stands at position 10(down by 2) in overall performance ranking of districts based on PHCs/FHCs.
- District remains at :
  - position 11 in UHID Visits (18.28%) .
  - position 12 in Doctor Consultation(54.43%).
- The district is at 12th position in reach rank which indicates UHID registration proportionate to the population.
- The district is at position 8 in house survey completion(2.19%) and at position 12 in member survey completion(0.01%).

## 3. eHealth - District Ranking Matrix Based on Performance of PHCs/FHCs

The ranking matrix showcase the district performance in providing eHealth services through PHCs/FHCs based on five different parameters. These parameters include whether the reception module is started or not, UHID Visits, Doctor Consultation, Pharmacy Usage and Lab Usage. Based on the ranking, the districts are classified into three broad categories, the best performing districts, the average performing districts and the low performing districts.

The best performing districts should strive to continue to remain in the same position, whereas the average performing as well as the low performing districts should strive to reach to the 'top four' league.

The ranking matrix for the month of August '22 is given below:

District	Rank
KOLLAM	1
WAYANAD	2
PATHANAMTHITTA	3
ALAPPUZHA	4
IDUKKI	4
THIRUVANANTHAPURAM	5
KOTTAYAM	6
THRISSUR	7
PALAKKAD	8
KANNUR	9
KOZHIKODE	9
ERNAKULAM	10
KASARAGOD	11
MALAPPURAM	12

 Best performing  
 Average performing  
 Low performing

## 3. eHealth - Institution Level Ranking of PHCs/FHCs

Hospital	Rank
Family Health Centre Maneed	1
Family Health Centre Eroor	2
Family Health Centre Karumallor	3
Family Health Centre Paipra	3
Family Health Centre Chellanam	4
Family Health Centre Cheranelloore	4
Family Health Centre Mazhuvannoor	4
Family Health Centre Munambam	5
Family Health Centre Neriymangalam	5
Family Health Centre Thirumarady	5
Family Health Centre Kottappady	6
Family Health Centre Manjapra	6
Family Health Centre Vazhakulam	6
Family Health Centre Chowara	7
Family Health Centre Gothuruth	7
Family Health Centre Kadavoor	7
Family Health Centre Kodanad	7
Family Health Centre Alangad	8
Family Health Centre Edavanakkad	8
Family Health Centre Koonammavu	8
Family Health Centre Kuttampuzha	8
Family Health Centre Mulavukad	8
Family Health Centre Okkal	8
Family Health Centre Rayamangalam	8
Family Health Centre Thiruvaniyoor	8
Family Health Centre Chittattukara	9
Family Health Centre Ayyampuzha	10

## 3.1 eHealth Performance - Reception Module

Reception Module is considered to be functional in a PHC/FHC only if the number of total visits for the month is of minimum 500.

Out of 28 PHCs/FHCs ,25 institutions started Reception Module .

District	PHC/FHC Count	PHC/FHC with Reception	% of PHC/FHC with Reception
IDUKKI	15	15	100.00%
KOLLAM	18	18	100.00%
PATHANAMTHITTA	16	16	100.00%
THIRUVANANTHAPURAM	60	59	98.00%
PALAKKAD	36	35	97.00%
KANNUR	23	22	96.00%
KOTTAYAM	20	19	95.00%
KASARAGOD	17	16	94.00%
WAYANAD	14	13	93.00%
ERNAKULAM	28	25	89.00%
ALAPPUZHA	15	13	87.00%
THRISSUR	45	39	87.00%
KOZHIKODE	22	19	86.00%
MALAPPURAM	41	28	68.00%

### Hospital Name

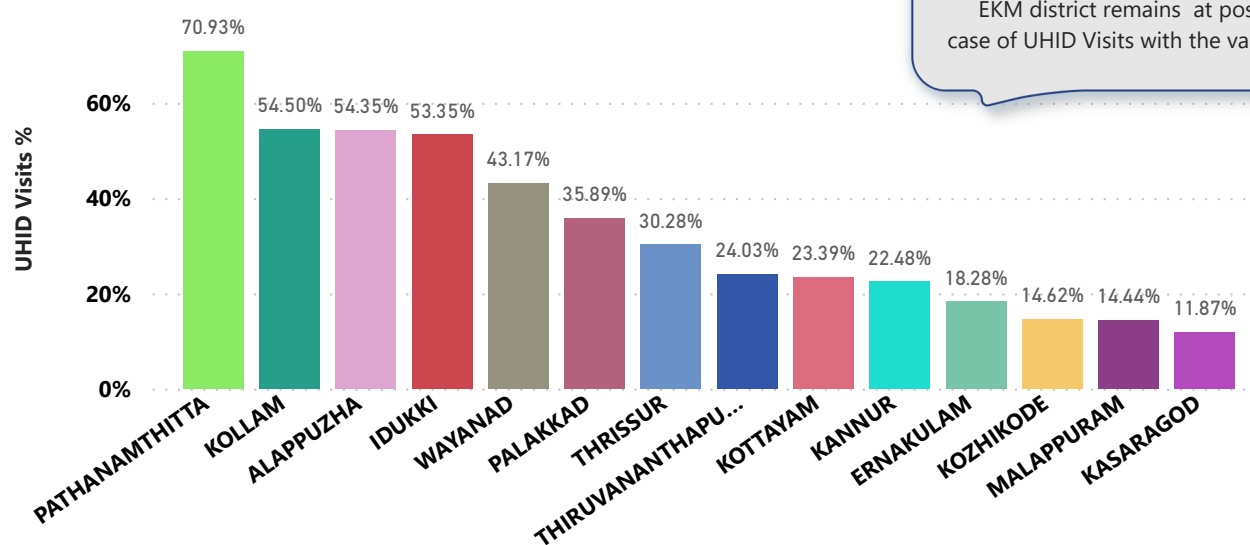
Family Health Centre Ayyampuzha
Family Health Centre Chittattukara
Family Health Centre Nayarambalm

Institutions where the reception module is either not started or not using



## 3.2 e-Health Performance - UHID Visits

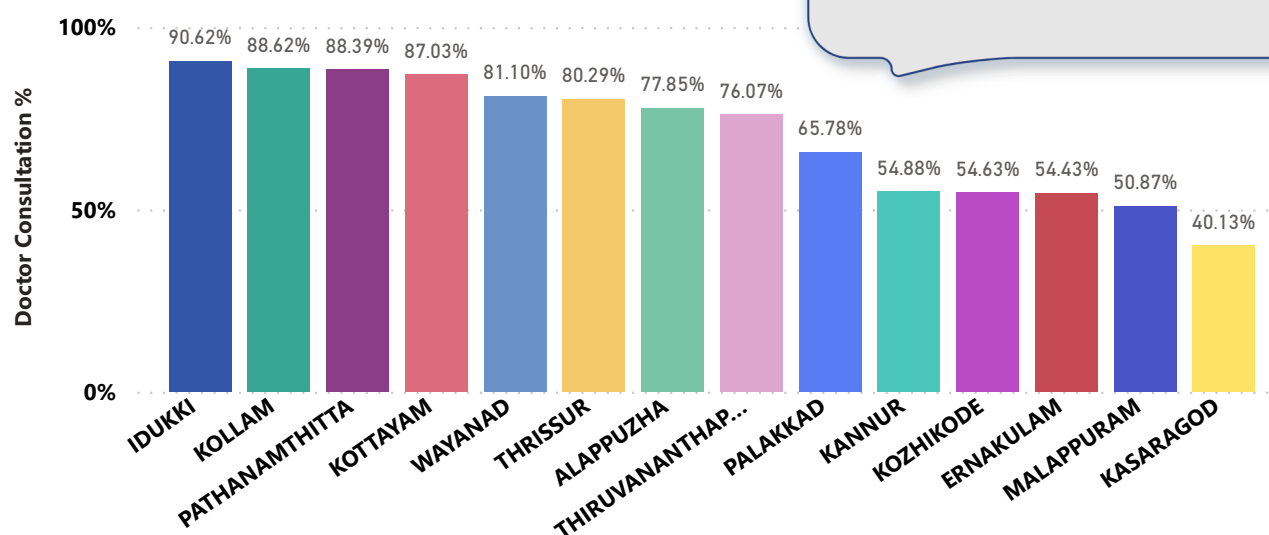
UHID Visit % is calculated as (UHID Visits / Total Visit ) \*100



## PHCs/FHCs based on UHID Visits

Hospital	UHID Visit %
Family Health Centre Munambam	60.00%
Family Health Centre Eroor	59.00%
Family Health Centre Maneed	55.00%
Family Health Centre Thirumarady	45.00%
Family Health Centre Neriyanangalam	35.00%
Family Health Centre Paipra	26.00%
Family Health Centre Kottappady	24.00%
Family Health Centre Kadavoor	23.00%
Family Health Centre Cheranelloore	22.00%
Family Health Centre Vazhakulam	17.00%
Family Health Centre Mazhuvannoor	16.00%
Family Health Centre Manjapra	13.00%
Family Health Centre Kodanad	4.00%
Family Health Centre Koonammavu	4.00%
Family Health Centre Rayamangalam	4.00%

## 3.3 e-Health Performance - Doctor Consultation



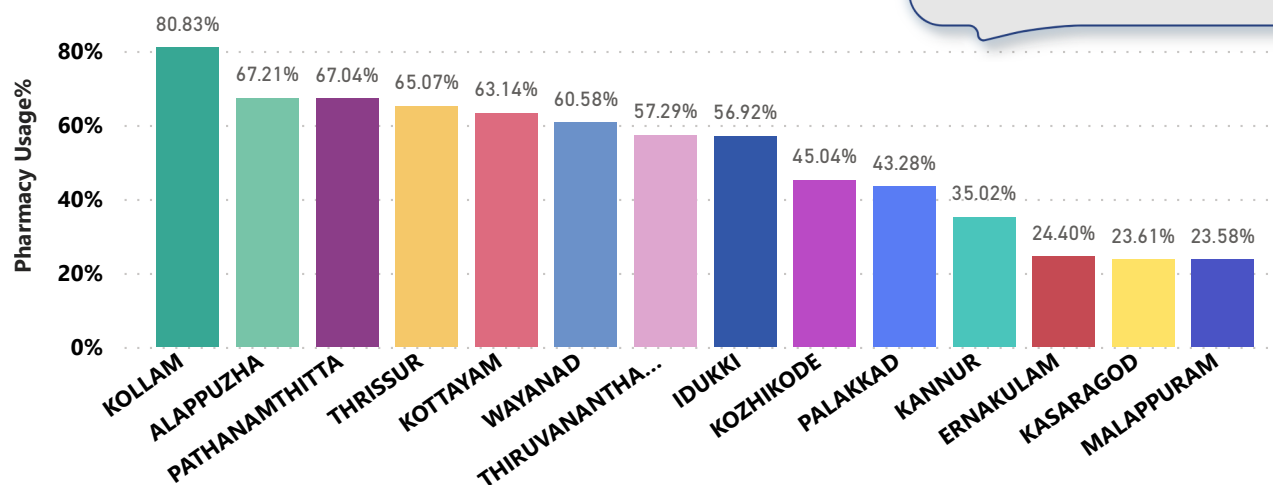
## Doctor Consultation Percentage in PHCs/FHCs

Hospital	Doctor Consultation %
Family Health Centre Eroor	99.90%
Family Health Centre Mazhuvannoor	98.63%
Family Health Centre Cheranelloore	97.60%
Family Health Centre Paipra	94.73%
Family Health Centre Maneed	92.29%
Family Health Centre Neriya Mangalam	83.82%
Family Health Centre Manjapra	77.68%
Family Health Centre Kodanad	74.15%
Family Health Centre Vazhakulam	68.54%
Family Health Centre Thirumarady	51.11%
Family Health Centre Kottappady	47.07%
Family Health Centre Kadavoor	0.07%
Family Health Centre Koonammavu	0.00%
Family Health Centre Munambam	0.00%
Family Health Centre Rayamangalam	0.00%

## 3.4 e-Health Performance - Pharmacy Usage in PHCs/FHCs

Pharmacy usage is calculated as (Pharmacy Prescription Count / Total Visits ) \*100

EKM holds moved from 14th position to 12th position in Pharmacy Usage with 24.40%



## Pharmacy Usage in PHCs/FHCs

Hospital	Pharmacy Usage %
Family Health Centre Eroor	94.00%
Family Health Centre Paipra	88.00%
Family Health Centre Maneed	80.00%
Family Health Centre Mazhuvannoor	47.00%
Family Health Centre Vazhakulam	43.00%
Family Health Centre Kottappady	37.00%
Family Health Centre Thirumarady	22.00%
Family Health Centre Cheranelloore	21.00%
Family Health Centre Kodanad	4.00%
Family Health Centre Kadavoor	0.00%
Family Health Centre Koonammavu	0.00%
Family Health Centre Manjapra	0.00%
Family Health Centre Munambam	0.00%
Family Health Centre Neriyamangalam	0.00%
Family Health Centre Rayamangalam	0.00%

## 4. Status of Modules started in Hospitals

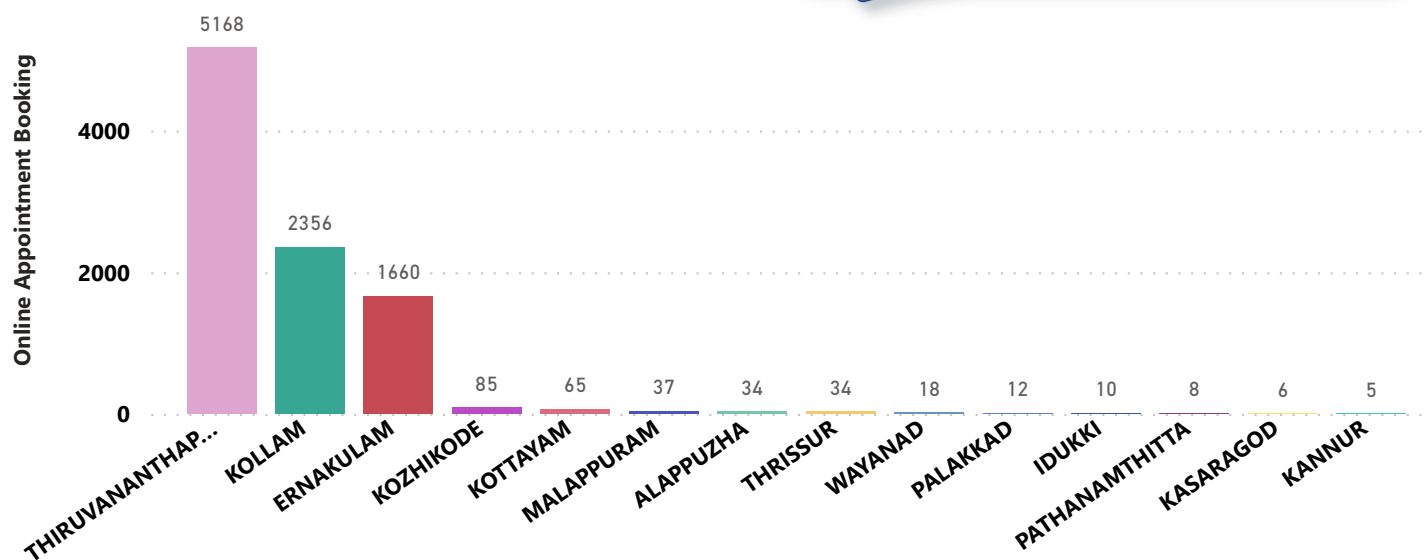
District wise status of live institutions and the count of various modules [Reception, OP Consultation, Lab, Pharmacy] started.

District Name	Live Institutions	Reception	Consultation	Lab	Pharmacy
THIRUVANANTHAPURAM	103	99 (96.1%)	90 (87.4%)	79 (76.7%)	76 (73.8%)
THRISSUR	53	48 (90.6%)	46 (86.8%)	38 (71.7%)	45 (84.9%)
MALAPPURAM	47	34 (72.3%)	19 (40.4%)	13 (27.7%)	12 (25.5%)
PALAKKAD	38	37 (97.4%)	31 (81.6%)	21 (55.3%)	16 (42.1%)
KOZHIKODE	35	29 (82.9%)	18 (51.4%)	13 (37.1%)	15 (42.9%)
ERNAKULAM	34	29 (85.3%)	17 (50.%)	7 (20.6%)	14 (41.2%)
KANNUR	27	26 (96.3%)	15 (55.6%)	11 (40.7%)	9 (33.3%)
KOLLAM	22	22 (100.%)	22 (100.%)	22 (100.%)	22 (100.%)
KOTTAYAM	22	21 (95.5%)	20 (90.9%)	14 (63.6%)	20 (90.9%)
KASARAGOD	19	19 (100.%)	17 (89.5%)	11 (57.9%)	15 (78.9%)
ALAPPUZHA	18	16 (88.9%)	15 (83.3%)	10 (55.6%)	14 (77.8%)
IDUKKI	16	16 (100.%)	16 (100.%)	15 (93.8%)	16 (100.%)
PATHANAMTHITTA	16	15 (93.8%)	15 (93.8%)	9 (56.3%)	10 (62.5%)
WAYANAD	15	14 (93.3%)	13 (86.7%)	14 (93.3%)	11 (73.3%)
<b>Total</b>	<b>465</b>	<b>425 (91.4%)</b>	<b>354 (76.1%)</b>	<b>277 (59.6%)</b>	<b>295 (63.4%)</b>

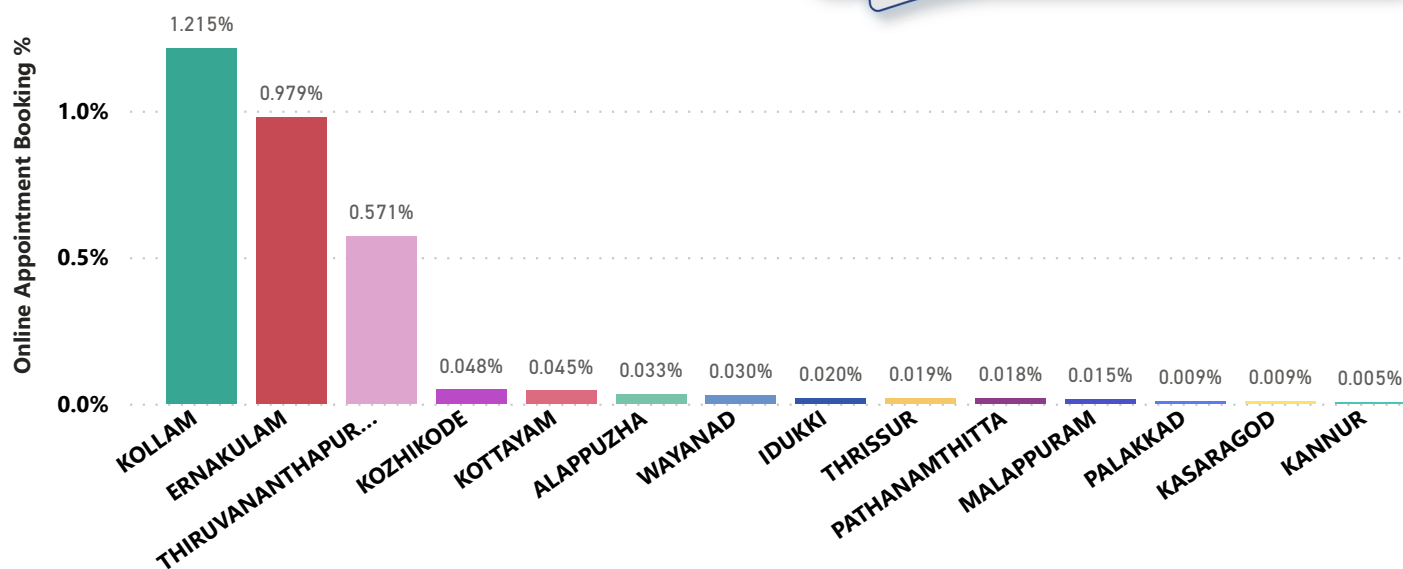


## 5. Percentage of Online Appointment Booking in Hospitals

District-wise count of Online appointments taken during the month of August'22. EKM district remains at 3rd position in the case of Online appointments.

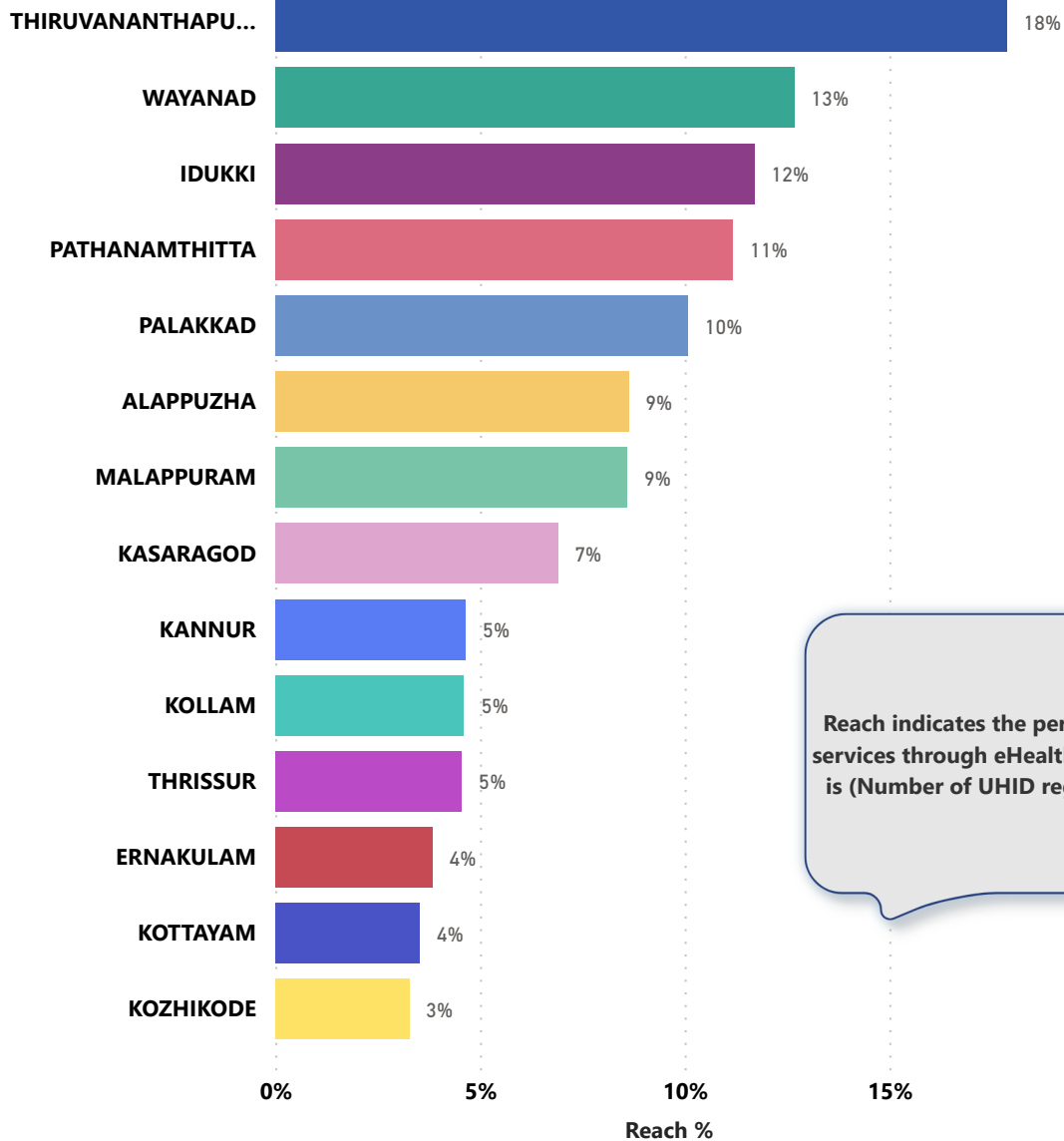


District-wise percentage of online appointment booking up on OP visits for the month of August '22. Calculation is performed as (Online Visits / OP Visits) \* 100 %.





## 6. eHealth Performance - Reach



Reach indicates the percentage of population availing services through eHealth. The formula used to calculate is  $(\text{Number of UHID registered} / \text{Population}) * 100 \%$ .

## 7. Public Health Survey Status

