

## 1. eHealth Kerala - Vital Statistics

<b>Live Institutions</b>	16
<b>Medical College Hospitals</b>	0
<b>PHCs/FHCs</b>	15
<b>CHCs</b>	0
<b>DHs/GHs</b>	0
<b>PH Labs</b>	0
<b>Other(Inc Taluk Hospitals)</b>	1



## 2. Highlights



- Reception module started in all PHCs/FHCs of the district.

District is at :

- - position 4 in UHID Visits (53%, 1% up).
- - position 1(up by 1) in Doctor Consultation(90%, 7% up).

- The district is at position 11(up by 2) in the number of online appointment booking.

- The district is at position 2 in reach rank which indicates UHID registration proportionate to the population.



- The Idukki district is at position 4(down by 2) in overall performance ranking of districts based on PHCs/FHCs.

- District stands at position 8(down by 1) in Pharmacy Usage.

- The district is at position 2 in house survey completion(43.25%) and at position 5 in member survey completion(0.2%).




## 3. eHealth - District Ranking Matrix Based on Performance of PHCs/FHCs

The ranking matrix showcase the district performance in providing eHealth services through PHCs/FHCs based on five different parameters. These parameters include whether the reception module is started or not, UHID Visits, Doctor Consultation, Pharmacy Usage and Lab Usage. Based on the ranking, the districts are classified into three broad categories, the best performing districts, the average performing districts and the low performing districts.

The best performing districts should strive to continue to remain in the same position, whereas the average performing as well as the low performing districts should strive to reach to the 'top four' league.

The ranking matrix for the month of August '22 is given below:

District	Rank
KOLLAM	1
WAYANAD	2
PATHANAMTHITTA	3
ALAPPUZHA	4
IDUKKI	4
THIRUVANANTHAPURAM	5
KOTTAYAM	6
THRISSUR	7
PALAKKAD	8
KANNUR	9
KOZHIKODE	9
ERNAKULAM	10
KASARAGOD	11
MALAPPURAM	12

 Best performing  
 Average performing  
 Low performing

## 3. eHealth - Institution Level Ranking of PHCs/FHCs

Hospital	Rank
Family Health Centre Kanchiyar	1
Family Health Centre Kumaramangalam	1
Family Health Centre Elamdesom	2
Family Health Centre Kudayathur	2
Family Health Centre Mariyapuram	2
Family Health Centre Udumbanchola	2
Family Health Centre Karimkunnam	3
Family Health Centre Peruvanthanam	4
Family Health Centre Rajakumary	4
Family Health Centre Kumily	5
Family Health Centre Vattavada	6
Family Health Centre Alakode	7
Family Health Centre Bison Valley	7
Family Health Centre Konnathady	8
Family Health Centre Kamakshy	9

## 3.1 eHealth Performance - Reception Module

Reception Module is considered to be functional in a PHC/FHC only if the number of total visits for the month is of minimum 500.

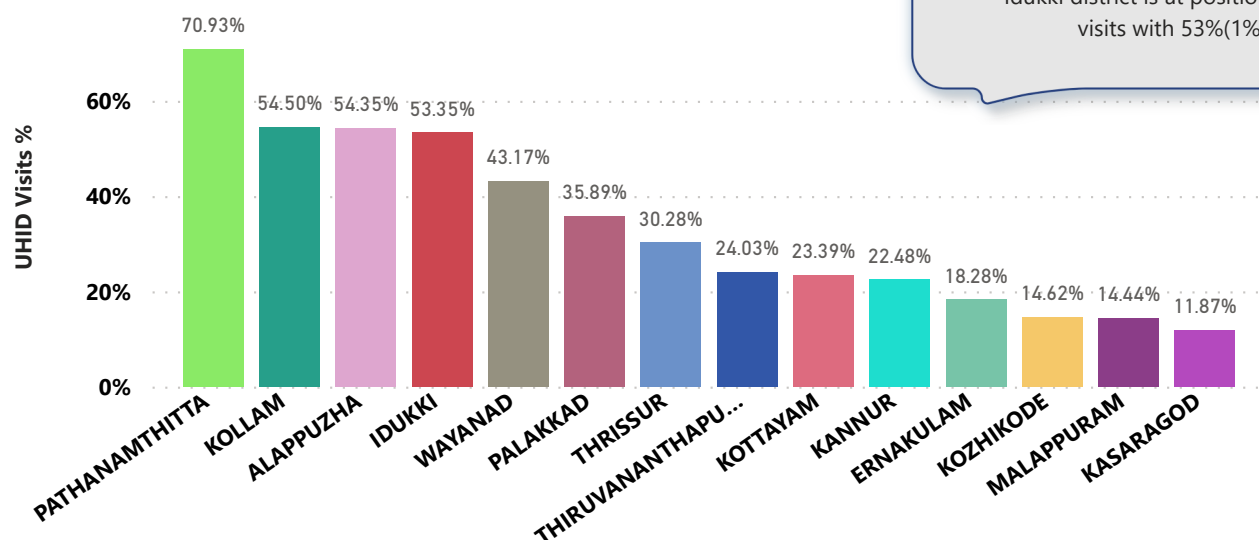
Reception module started in all PHCs/FHCs of the Idukki district.

District	PHC/FHC Count	PHC/FHC with Reception	% of PHC/FHC with Reception
IDUKKI	15	15	100.00%
KOLLAM	18	18	100.00%
PATHANAMTHITTA	16	16	100.00%
THIRUVANANTHAPURAM	60	59	98.00%
PALAKKAD	36	35	97.00%
KANNUR	23	22	96.00%
KOTTAYAM	20	19	95.00%
KASARAGOD	17	16	94.00%
WAYANAD	14	13	93.00%
ERNAKULAM	28	25	89.00%
ALAPPUZHA	15	13	87.00%
THRISSUR	45	39	87.00%
KOZHIKODE	22	19	86.00%
MALAPPURAM	41	28	68.00%



## 3.2 e-Health Performance - UHID Visits

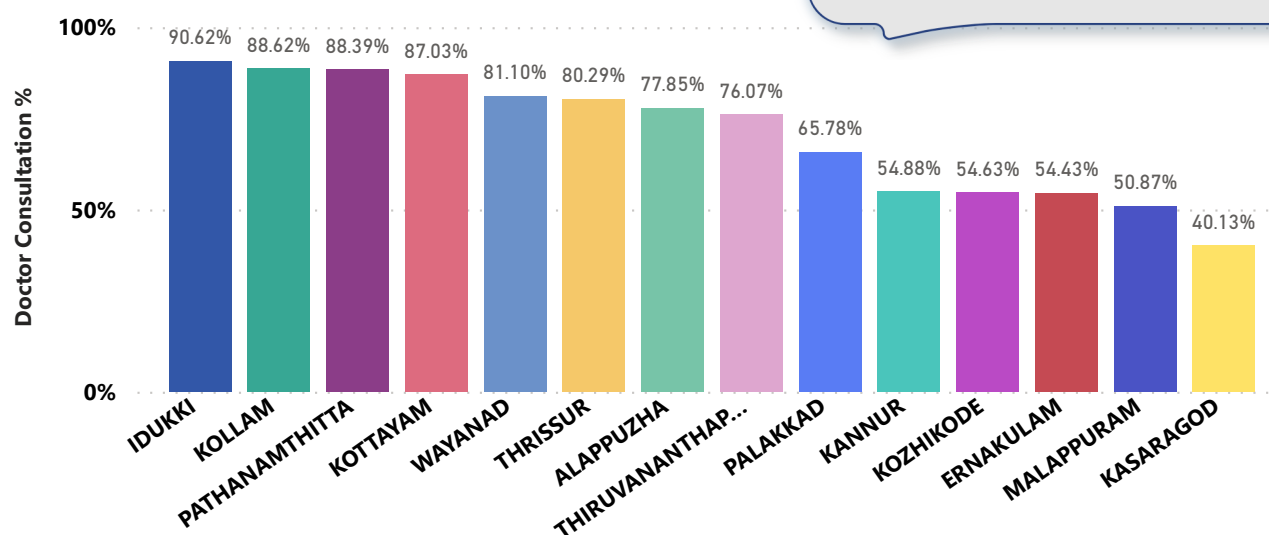
UHID Visit % is calculated as (UHID Visits / Total Visit ) \*100



## PHCs/FHCs based on UHID Visits

Hospital	UHID Visit %
Family Health Centre Alakode	76.00%
Family Health Centre Kudayathur	71.00%
Family Health Centre Elamdesom	69.00%
Family Health Centre Kumaramangalam	69.00%
Family Health Centre Peruvanthanam	64.00%
Family Health Centre Konnathady	61.00%
Family Health Centre Bison Valley	58.00%
Family Health Centre Rajakumary	57.00%
Family Health Centre Karimkunnam	55.00%
Family Health Centre Mariyapuram	47.00%
Family Health Centre Kanchiyar	46.00%
Family Health Centre Kumily	43.00%
Family Health Centre Vattavada	32.00%
Family Health Centre Udumbanchola	28.00%
Family Health Centre Kamakshy	21.00%

## 3.3 e-Health Performance - Doctor Consultation



Idukki is at position 1(up by 1) in OP consultation percentage with 90%(7% up).

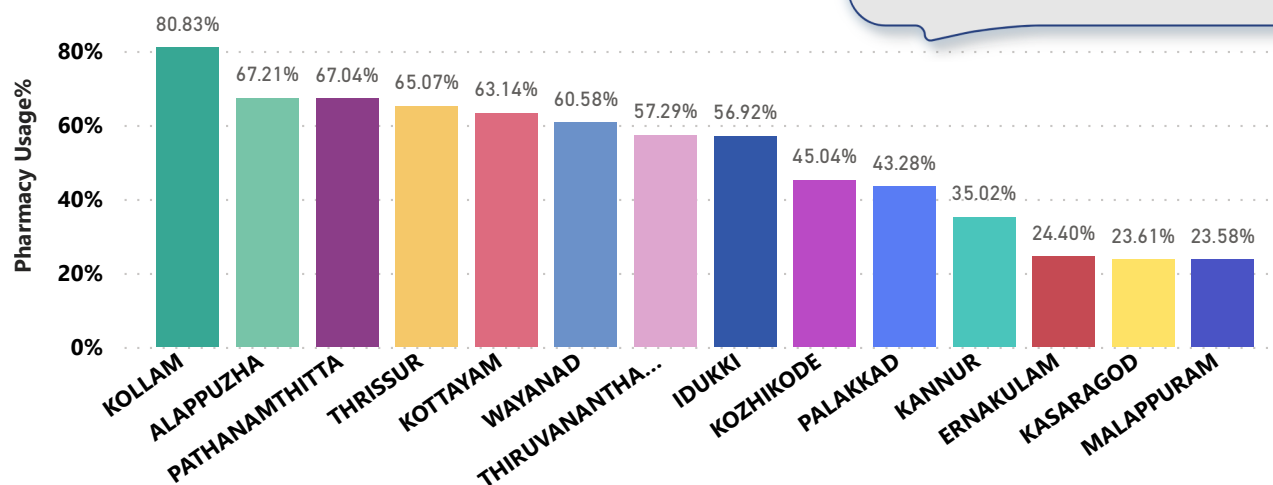
## Doctor Consultation Percentage in PHCs/FHCs

Hospital	Doctor Consultation %
Family Health Centre Kanchiyar	99.96%
Family Health Centre Kudayathur	99.81%
Family Health Centre Udumbanchola	99.47%
Family Health Centre Elamdesom	98.98%
Family Health Centre Karimkunnam	98.90%
Family Health Centre Kumily	98.71%
Family Health Centre Rajakumary	98.46%
Family Health Centre Mariyapuram	97.51%
Family Health Centre Peruvanthanam	93.05%
Family Health Centre Kumaramangalam	91.88%
Family Health Centre Vattavada	80.95%
Family Health Centre Bison Valley	80.85%
Family Health Centre Konnathady	69.83%
Family Health Centre Kamakshy	62.77%
Family Health Centre Alakode	52.60%

## 3.4 e-Health Performance - Pharmacy Usage in PHCs/FHCs

Pharmacy usage is calculated as (Pharmacy Prescription Count / Total Visits ) \*100

The district stands at position 8(down by 1) in Pharmacy Usage with 57%(6% up).



## Pharmacy Usage in PHCs/FHCs

Hospital	Pharmacy Usage %
Family Health Centre Mariyapuram	92.00%
Family Health Centre Udumbanchola	92.00%
Family Health Centre Elamdesom	88.00%
Family Health Centre Kanchiyar	87.00%
Family Health Centre Karimkunnam	87.00%
Family Health Centre Kumaramangalam	81.00%
Family Health Centre Kudayathur	77.00%
Family Health Centre Vattavada	74.00%
Family Health Centre Rajakumary	63.00%
Family Health Centre Bison Valley	57.00%
Family Health Centre Peruvanthanam	56.00%
Family Health Centre Alakode	46.00%
Family Health Centre Konnathady	35.00%
Family Health Centre Kamakshy	5.00%
Family Health Centre Kumily	5.00%

## 4. Status of Modules started in Hospitals

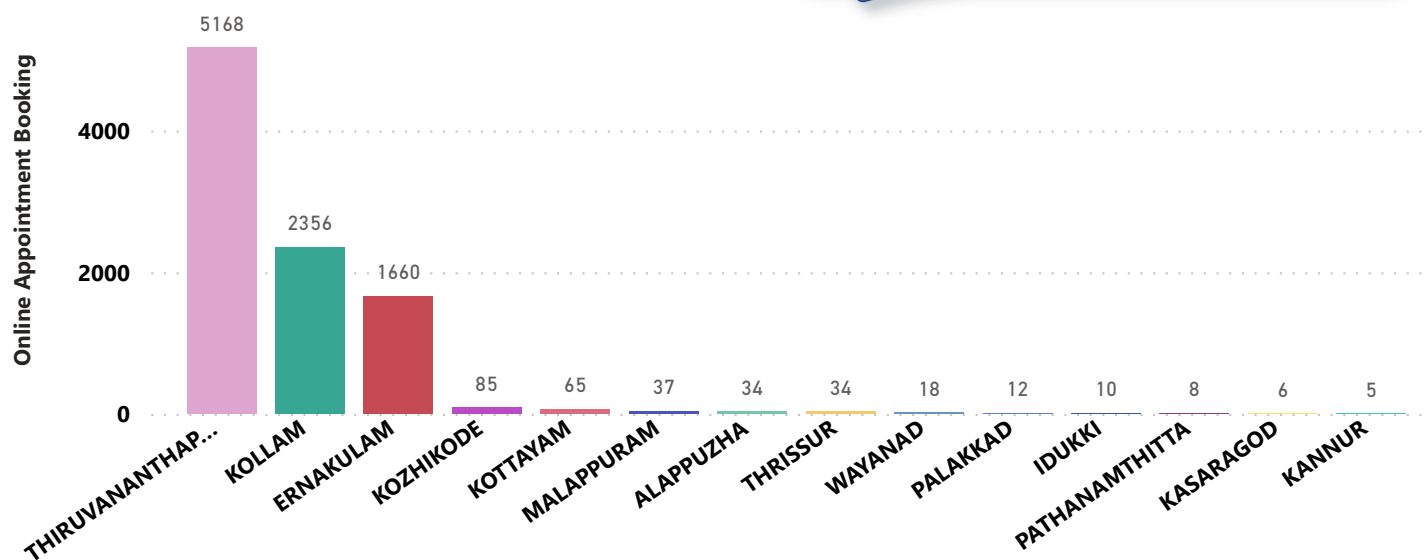
District wise status of live institutions and the count of various modules [Reception, OP Consultation, Lab, Pharmacy] started.

District Name	Live Institutions	Reception	Consultation	Lab	Pharmacy
THIRUVANANTHAPURAM	103	99 (96.1%)	90 (87.4%)	79 (76.7%)	76 (73.8%)
THRISSUR	53	48 (90.6%)	46 (86.8%)	38 (71.7%)	45 (84.9%)
MALAPPURAM	47	34 (72.3%)	19 (40.4%)	13 (27.7%)	12 (25.5%)
PALAKKAD	38	37 (97.4%)	31 (81.6%)	21 (55.3%)	16 (42.1%)
KOZHIKODE	35	29 (82.9%)	18 (51.4%)	13 (37.1%)	15 (42.9%)
ERNAKULAM	34	29 (85.3%)	17 (50.%)	7 (20.6%)	14 (41.2%)
KANNUR	27	26 (96.3%)	15 (55.6%)	11 (40.7%)	9 (33.3%)
KOLLAM	22	22 (100.%)	22 (100.%)	22 (100.%)	22 (100.%)
KOTTAYAM	22	21 (95.5%)	20 (90.9%)	14 (63.6%)	20 (90.9%)
KASARAGOD	19	19 (100.%)	17 (89.5%)	11 (57.9%)	15 (78.9%)
ALAPPUZHA	18	16 (88.9%)	15 (83.3%)	10 (55.6%)	14 (77.8%)
IDUKKI	16	16 (100.%)	16 (100.%)	15 (93.8%)	16 (100.%)
PATHANAMTHITTA	16	15 (93.8%)	15 (93.8%)	9 (56.3%)	10 (62.5%)
WAYANAD	15	14 (93.3%)	13 (86.7%)	14 (93.3%)	11 (73.3%)
<b>Total</b>	<b>465</b>	<b>425 (91.4%)</b>	<b>354 (76.1%)</b>	<b>277 (59.6%)</b>	<b>295 (63.4%)</b>

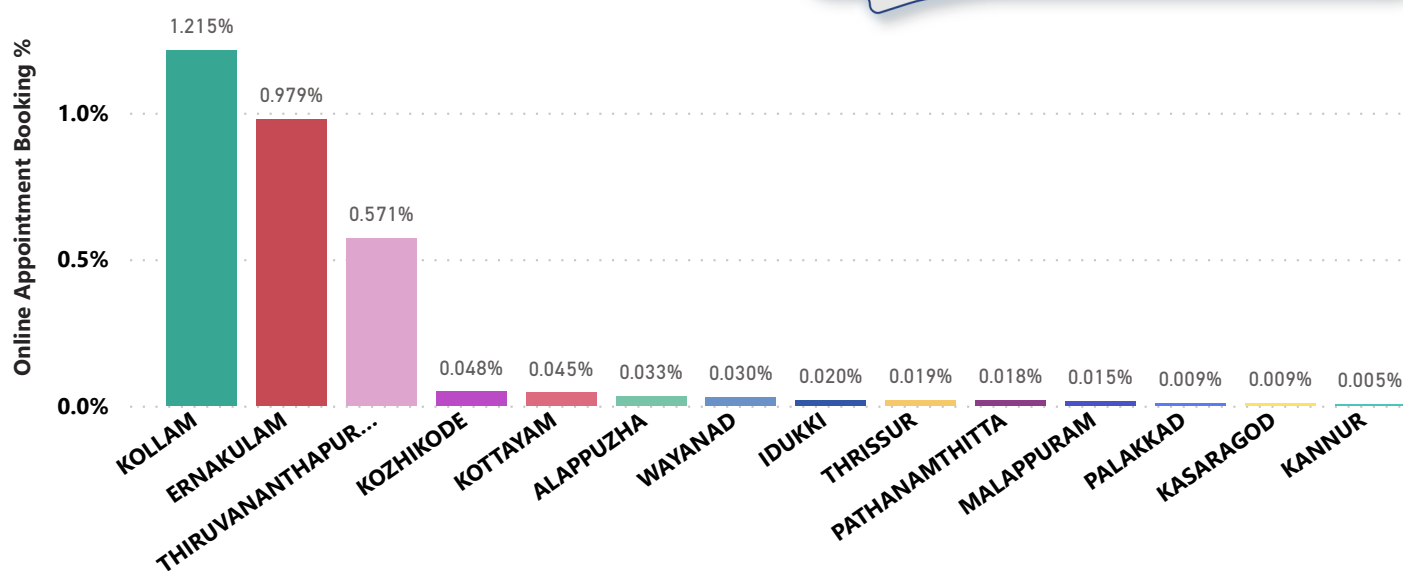


## 5. Percentage of Online Appointment Booking in Hospitals

District-wise count of online appointments taken during the month of August '22. Idukki district stands at position 11 (up by 2) in online appointment booking.

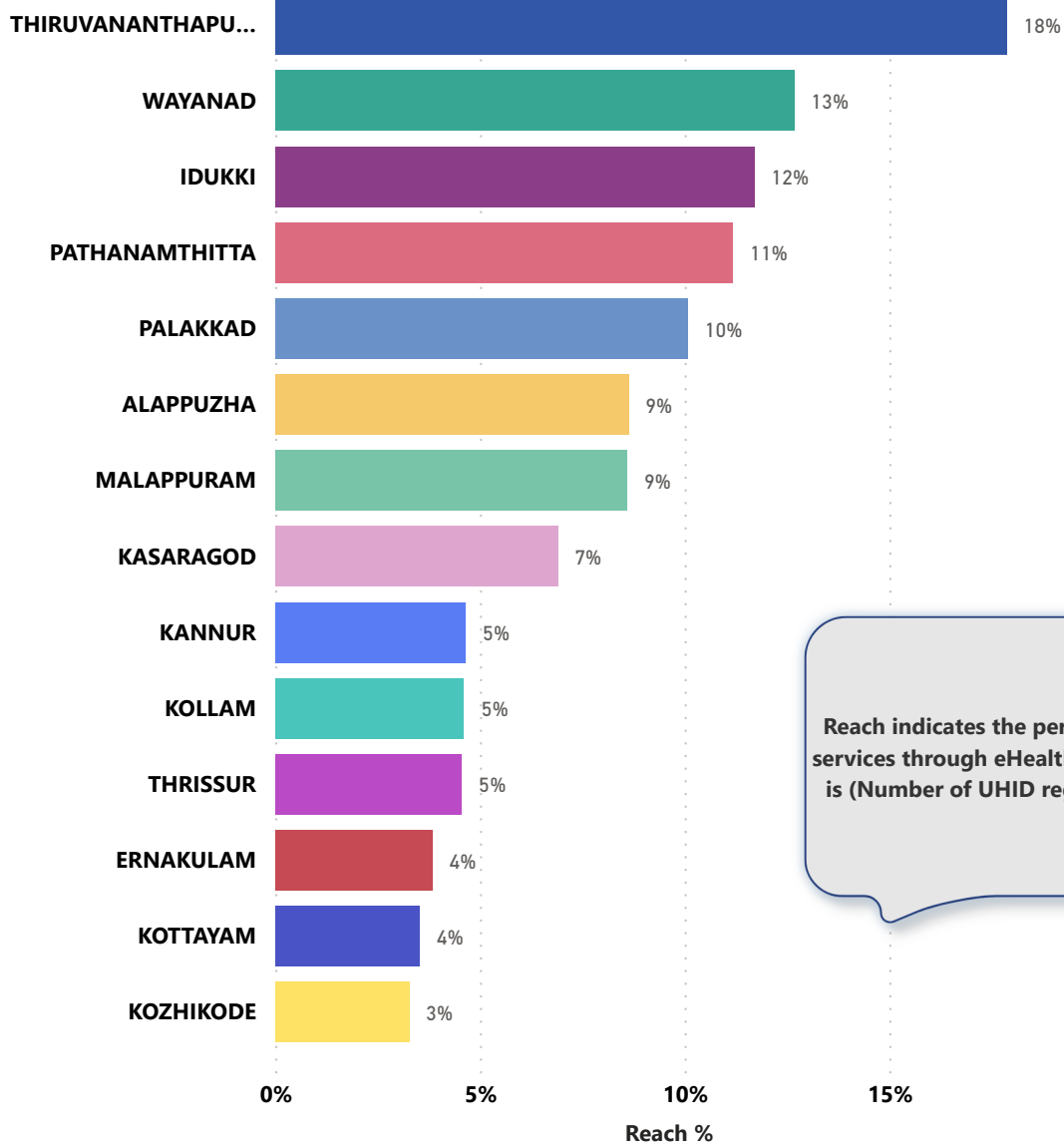


District-wise percentage of online appointment booking up on OP visits for the month of August '22. Calculation is performed as (Online Visits / OP Visits) \* 100 %.





## 6. eHealth Performance - Reach



Reach indicates the percentage of population availing services through eHealth. The formula used to calculate is  $(\text{Number of UHID registered} / \text{Population}) * 100 \%$ .

## 7. Public Health Survey Status

