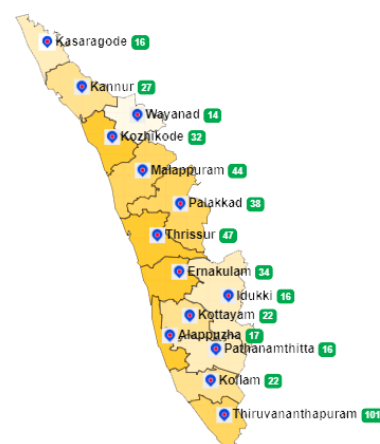


1. eHealth Kerala - Vital Statistics

Live Institutions	35
Medical College Hospitals	2
PHCs/FHCs	22
CHCs	3
DHs/GHs	1
PH Labs	0
Other(Inc Taluk Hospitals)	7



2. Highlights



- eHealth rolled out in 3 new institutions during the month of August '22 in Kozhikode district.
- Reception Module started in 19 of 22 PHC/FHC institutions.
- District is at position 12(up by 1) in UHID Visits(14%)
- The district moved from position 5 to 4 in online appointment booking.



- The Kozhikode district is at position 9(down by 3) in overall performance ranking of districts based on PHCs/FHCs.
- District is at :
 - - position 11(down by 1) in Doctor Consultation (54%).
 - position 9 in Pharmacy Usage(45%).
- The district remains in last position in reach rank which indicates UHID registration proportionate to the population.
- The district is at position 13 in house survey completion(.05%) and at position 11 in member survey completion(0.02%).




3. eHealth - District Ranking Matrix Based on Performance of PHCs/FHCs

The ranking matrix showcase the district performance in providing eHealth services through PHCs/FHCs based on five different parameters. These parameters include whether the reception module is started or not, UHID Visits, Doctor Consultation, Pharmacy Usage and Lab Usage. Based on the ranking, the districts are classified into three broad categories, the best performing districts, the average performing districts and the low performing districts.

The best performing districts should strive to continue to remain in the same position, whereas the average performing as well as the low performing districts should strive to reach to the 'top four' league.

The ranking matrix for the month of August '22 is given below:

District	Rank
KOLLAM	1
WAYANAD	2
PATHANAMTHITTA	3
ALAPPUZHA	4
IDUKKI	4
THIRUVANANTHAPURAM	5
KOTTAYAM	6
THRISSUR	7
PALAKKAD	8
KANNUR	9
KOZHIKODE	9
ERNAKULAM	10
KASARAGOD	11
MALAPPURAM	12

 Best performing
 Average performing
 Low performing

3. eHealth - Institution Level Ranking of PHCs/FHCs

Hospital	Rank
Family Health Centre Moodadi	1
Family Health Centre Arikkulam	2
Family Health Centre Atholi	2
Family Health Centre Iringal Kottakkal	2
Family Health Centre Panangad	2
Family Health Centre Ramanatukara	2
Family Health Centre Ayanchery	3
Family Health Centre Vadakara	3
Family Health Centre Maruthonkara	4
Family Health Centre Puduppadi	4
Family Health Centre Thiruvambadi	5
Family Health Centre Kodyathur	6
Family Health Centre Azhiyur	7
Family Health Centre Beypore	7
Family Health Centre Chaliyam	7
Family Health Centre Koodaranji	7
Family Health Centre Kunnamangalam	7
Family Health Centre Meppayyur	7
Family Health Centre Puthiyappa	7

3.1 eHealth Performance - Reception Module

Reception Module is considered to be functional in a PHC/FHC only if the number of total visits for the month is of minimum 500.

Reception module started in 19 of 22 PHCs/FHCs of the Kozhikode district.

District	PHC/FHC Count	PHC/FHC with Reception	% of PHC/FHC with Reception
IDUKKI	15	15	100.00%
KOLLAM	18	18	100.00%
PATHANAMTHITTA	16	16	100.00%
THIRUVANANTHAPURAM	60	59	98.00%
PALAKKAD	36	35	97.00%
KANNUR	23	22	96.00%
KOTTAYAM	20	19	95.00%
KASARAGOD	17	16	94.00%
WAYANAD	14	13	93.00%
ERNAKULAM	28	25	89.00%
ALAPPUZHA	15	13	87.00%
THRISSUR	45	39	87.00%
KOZHIKODE	22	19	86.00%
MALAPPURAM	41	28	68.00%

Institutions where the reception module is either not started or not using

Hospital Name

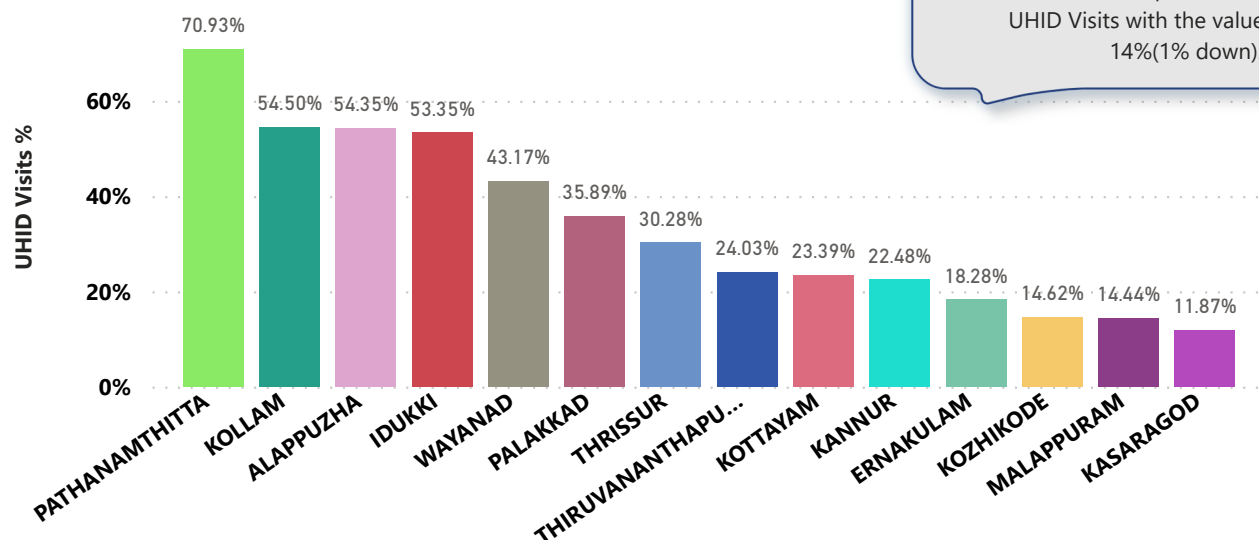
Family Health Centre Changaroth

Family Health Centre Kakkodi

Family Health Centre Madavoor Kozhikode

3.2 e-Health Performance - UHID Visits

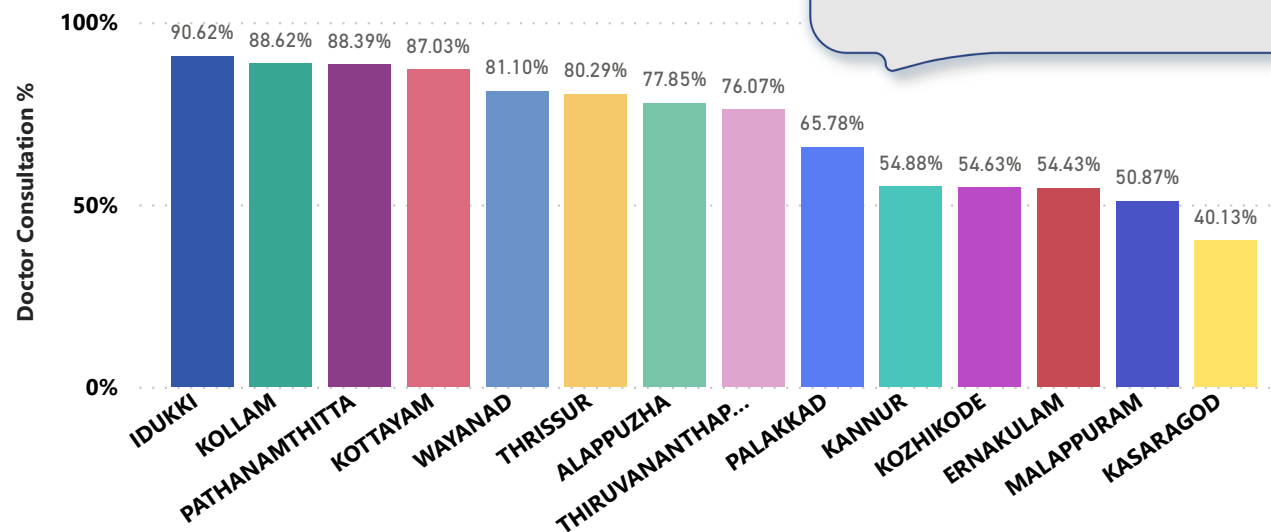
UHID Visit % is calculated as (UHID Visits / Total Visit) *100



PHCs/FHCs based on UHID Visits

Hospital	UHID Visit %
Family Health Centre Moodadi	44.00%
Family Health Centre Panangad	39.00%
Family Health Centre Arikkulam	38.00%
Family Health Centre Maruthonkara	27.00%
Family Health Centre Atholi	26.00%
Family Health Centre Kodyathur	22.00%
Family Health Centre Koodaranji	18.00%
Family Health Centre Puduppadi	18.00%
Family Health Centre Thiruvambadi	17.00%
Family Health Centre Meppayyur	14.00%
Family Health Centre Ayanchery	13.00%
Family Health Centre Iringal Kottakkal	8.00%
Family Health Centre Kunnamangalam	7.00%
Family Health Centre Azhiyur	5.00%
Family Health Centre Vadakara	3.00%
Family Health Centre Ramanatukara	1.00%

3.3 e-Health Performance - Doctor Consultation



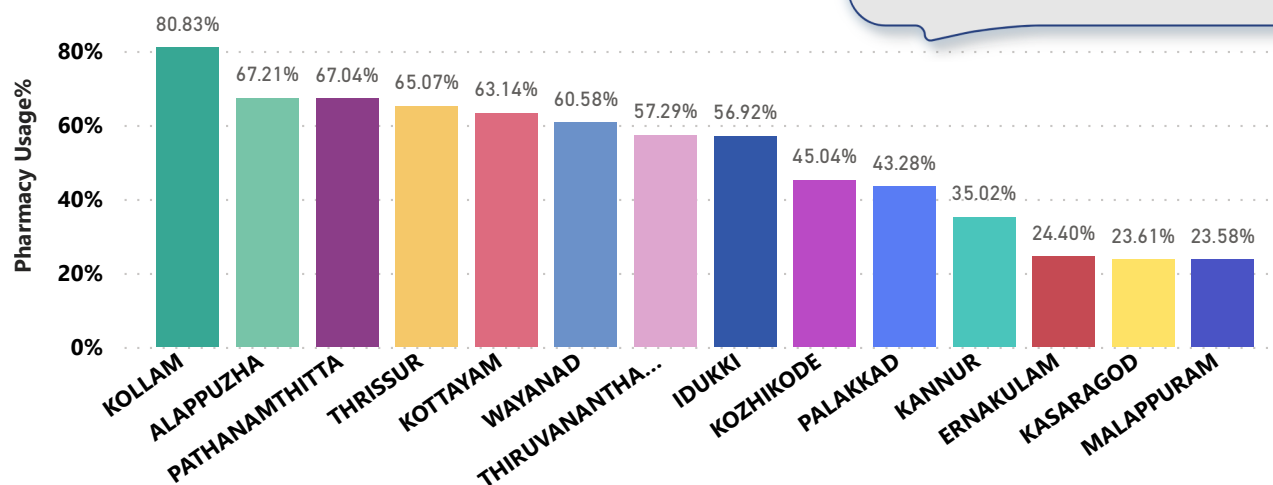
Doctor Consultation Percentage in PHCs/FHCs

Hospital	Doctor Consultation %
Family Health Centre Iringal Kottakkal	99.77%
Family Health Centre Atholi	99.72%
Family Health Centre Moodadi	98.14%
Family Health Centre Ramanatukara	97.81%
Family Health Centre Vadakara	96.55%
Family Health Centre Thiruvambadi	95.91%
Family Health Centre Arikkulam	93.91%
Family Health Centre Ayanchery	90.71%
Family Health Centre Panangad	87.94%
Family Health Centre Maruthonkara	77.72%
Family Health Centre Puduppadi	69.22%
Family Health Centre Meppayyur	35.83%
Family Health Centre Azhiyur	0.49%
Family Health Centre Kodiyathur	0.00%
Family Health Centre Koodaranji	0.00%
Family Health Centre Kunnamangalam	0.00%

3.4 e-Health Performance - Pharmacy Usage in PHCs/FHCs

Pharmacy usage is calculated as (Pharmacy Prescription Count / Total Visits) *100

The KOZ district is at position 9 in Pharmacy Usage with 45%.



Pharmacy Usage in PHCs/FHCs

Hospital	Pharmacy Usage %
Family Health Centre Atholi	94.00%
Family Health Centre Vadakara	93.00%
Family Health Centre Iringal Kottakkal	90.00%
Family Health Centre Moodadi	90.00%
Family Health Centre Ramanatukara	89.00%
Family Health Centre Ayanchery	87.00%
Family Health Centre Arikkulam	83.00%
Family Health Centre Maruthonkara	73.00%
Family Health Centre Panangad	67.00%
Family Health Centre Puduppadi	57.00%
Family Health Centre Meppayyur	18.00%
Family Health Centre Azhiyur	0.00%
Family Health Centre Kodyathur	0.00%
Family Health Centre Koodaranji	0.00%
Family Health Centre Kunnamangalam	0.00%
Family Health Centre Thiruvambadi	0.00%

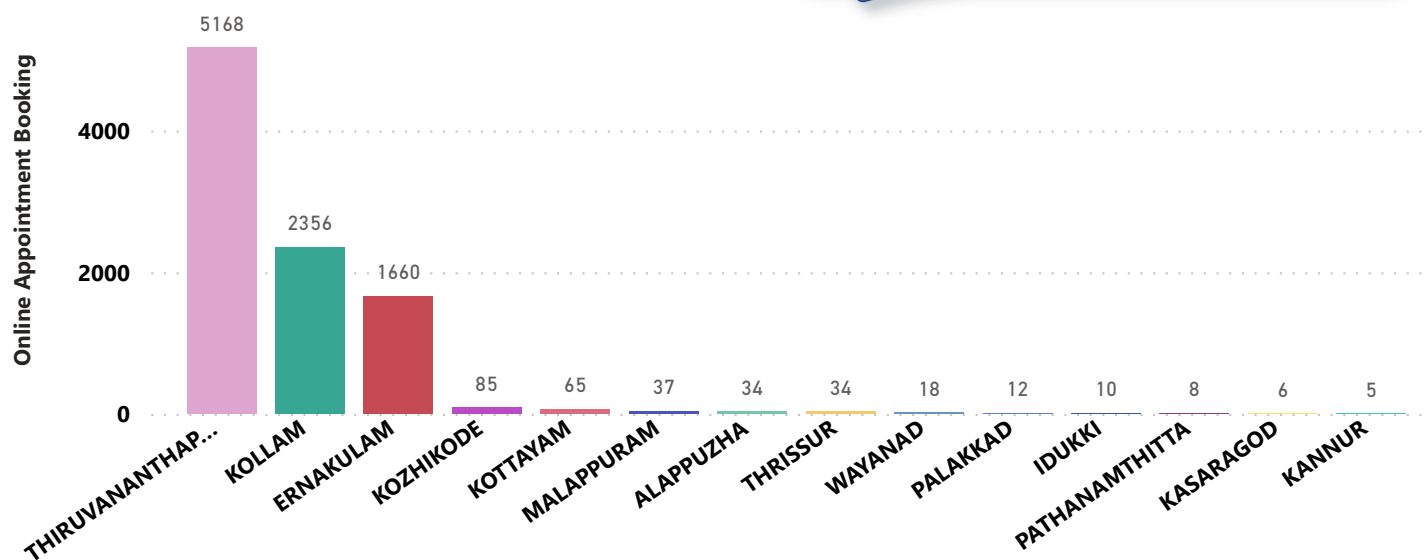
4. Status of Modules started in Hospitals

District wise status of live institutions and the count of various modules [Reception, OP Consultation, Lab, Pharmacy] started.

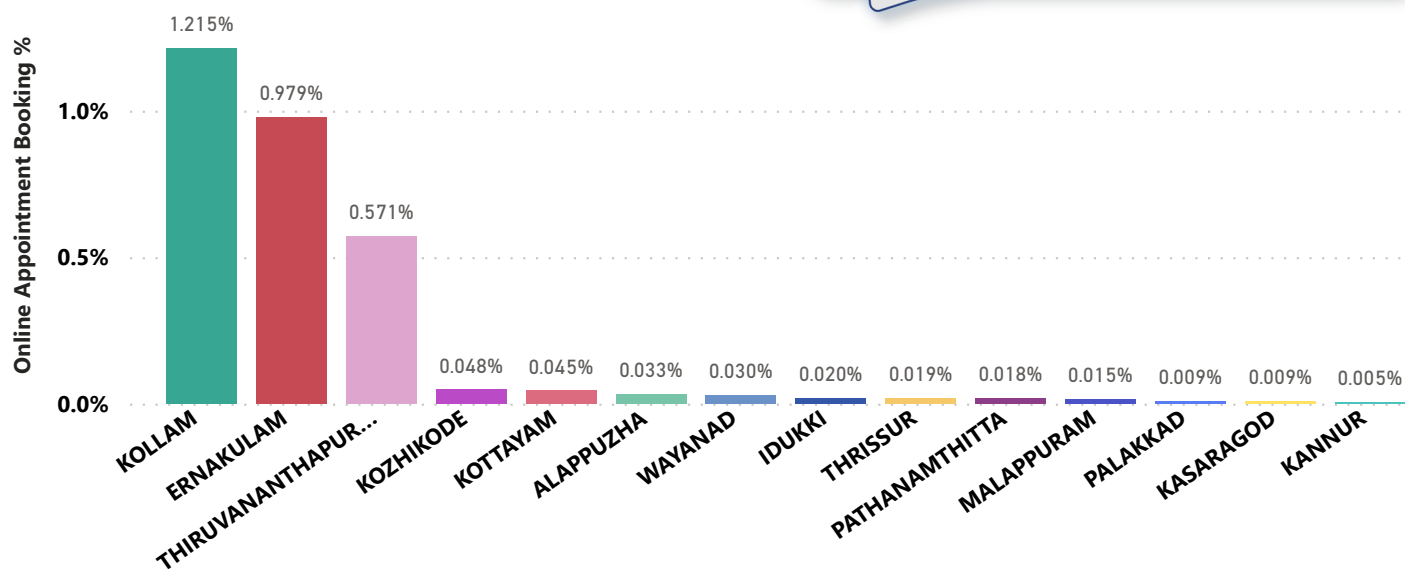
District Name	Live Institutions	Reception	Consultation	Lab	Pharmacy
THIRUVANANTHAPURAM	103	99 (96.1%)	90 (87.4%)	79 (76.7%)	76 (73.8%)
THRISSUR	53	48 (90.6%)	46 (86.8%)	38 (71.7%)	45 (84.9%)
MALAPPURAM	47	34 (72.3%)	19 (40.4%)	13 (27.7%)	12 (25.5%)
PALAKKAD	38	37 (97.4%)	31 (81.6%)	21 (55.3%)	16 (42.1%)
KOZHIKODE	35	29 (82.9%)	18 (51.4%)	13 (37.1%)	15 (42.9%)
ERNAKULAM	34	29 (85.3%)	17 (50.%)	7 (20.6%)	14 (41.2%)
KANNUR	27	26 (96.3%)	15 (55.6%)	11 (40.7%)	9 (33.3%)
KOLLAM	22	22 (100.%)	22 (100.%)	22 (100.%)	22 (100.%)
KOTTAYAM	22	21 (95.5%)	20 (90.9%)	14 (63.6%)	20 (90.9%)
KASARAGOD	19	19 (100.%)	17 (89.5%)	11 (57.9%)	15 (78.9%)
ALAPPUZHA	18	16 (88.9%)	15 (83.3%)	10 (55.6%)	14 (77.8%)
IDUKKI	16	16 (100.%)	16 (100.%)	15 (93.8%)	16 (100.%)
PATHANAMTHITTA	16	15 (93.8%)	15 (93.8%)	9 (56.3%)	10 (62.5%)
WAYANAD	15	14 (93.3%)	13 (86.7%)	14 (93.3%)	11 (73.3%)
Total	465	425 (91.4%)	354 (76.1%)	277 (59.6%)	295 (63.4%)

5. Percentage of Online Appointment Booking in Hospitals

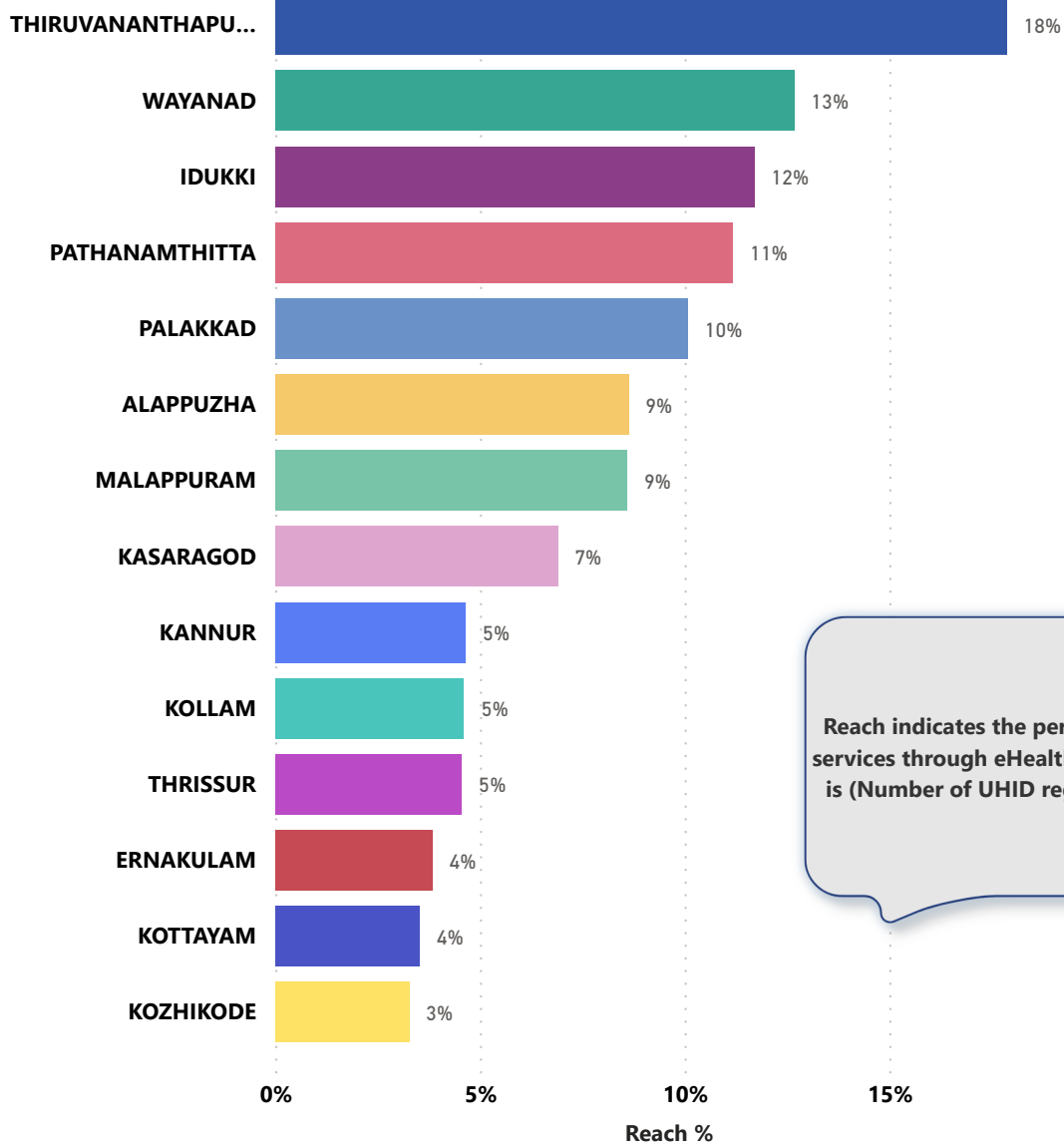
District-wise count of Online appointments taken during the month of August '22. KOZ district is at position 4(up by 1) in online appointment bookings.



District-wise percentage of online appointment booking up on OP visits for the month of August '22. Calculation is performed as (Online Visits / OP Visits) * 100 %.



6. eHealth Performance - Reach



Reach indicates the percentage of population availing services through eHealth. The formula used to calculate is $(\text{Number of UHID registered} / \text{Population}) * 100 \%$.

7. Public Health Survey Status

