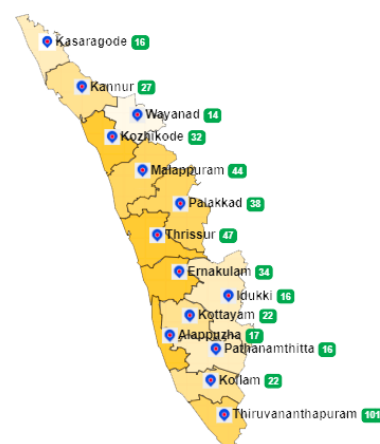


1. eHealth Kerala - Vital Statistics

Live Institutions	22
Medical College Hospitals	1
PHCs/FHCs	18
CHCs	0
DHs/GHs	0
PH Labs	0
Other(Inc Taluk Hospitals)	3



2. Highlights



- The Kollam district remains at position 1 in overall performance ranking of districts based on PHCs/FHCs.
- Reception module started in all PHCs/FHCs of the district.
- District is at :
 - position 2(up by 1) in UHID visits (54%).
 - position 2(up by 1) in Doctor consultation(88%).
 - position 1 in Pharmacy usage(80%).
- The district remains at position 2 in online appointment booking.



- The district remains at 10th position in reach rank which indicates UHID registration proportionate to the population.
- The district is at position 11 in house survey completion(0.64%) and at position 9 in member survey completion(0.03%).

3. eHealth - District Ranking Matrix Based on Performance of PHCs/FHCs

The ranking matrix showcase the district performance in providing eHealth services through PHCs/FHCs based on five different parameters. These parameters include whether the reception module is started or not, UHID Visits, Doctor Consultation, Pharmacy Usage and Lab Usage. Based on the ranking, the districts are classified into three broad categories, the best performing districts, the average performing districts and the low performing districts.

The best performing districts should strive to continue to remain in the same position, whereas the average performing as well as the low performing districts should strive to reach to the 'top four' league.

The ranking matrix for the month of August '22 is given below:

District	Rank
KOLLAM	1
WAYANAD	2
PATHANAMTHITTA	3
ALAPPUZHA	4
IDUKKI	4
THIRUVANANTHAPURAM	5
KOTTAYAM	6
THRISSUR	7
PALAKKAD	8
KANNUR	9
KOZHIKODE	9
ERNAKULAM	10
KASARAGOD	11
MALAPPURAM	12

 Best performing
 Average performing
 Low performing

3. eHealth - Institution Level Ranking of PHCs/FHCs

Hospital	Rank
Family Health Centre Sakthikulangara	1
Family Health Centre Sreenarayanapuram	1
Family Health Centre Thenmala	1
Family Health Centre Veliyam	1
Family Health Centre Mayyanad Ckm	2
Family Health Centre Thekkumbhagam	2
Family Health Centre Azheekkal	3
Family Health Centre Chavara	3
Family Health Centre Ezhukone Pavithreswaram	3
Family Health Centre Kulasekharapuram	4
Family Health Centre Mancode Chithara	4
Family Health Centre Perumon	4
Family Health Centre Ummannoor	4
Family Health Centre Elampalloor	5
Family Health Centre Thazhava	6
Family Health Centre Alappad	7
Family Health Centre Chathannoor	8
Family Health Centre Vallikkavu	8

3.1 eHealth Performance - Reception Module

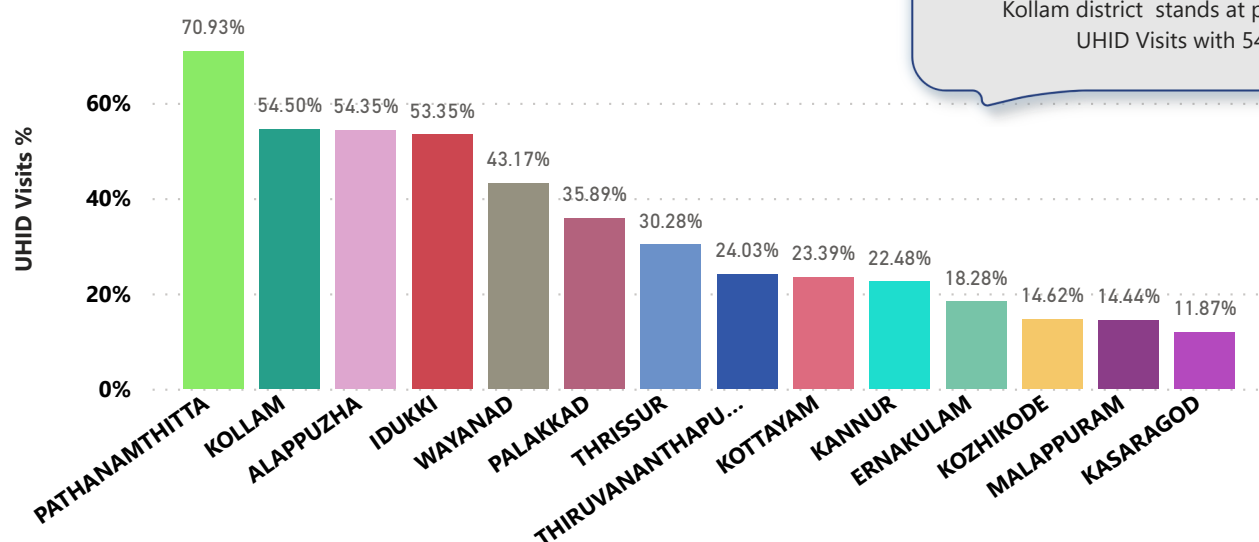
Reception Module is considered to be functional in a PHC/FHC only if the number of total visits for the month is of minimum 500.

Reception module started in all PHCs/FHCs of the Kollam district.

District	PHC/FHC Count	PHC/FHC with Reception	% of PHC/FHC with Reception
IDUKKI	15	15	100.00%
KOLLAM	18	18	100.00%
PATHANAMTHITTA	16	16	100.00%
THIRUVANANTHAPURAM	60	59	98.00%
PALAKKAD	36	35	97.00%
KANNUR	23	22	96.00%
KOTTAYAM	20	19	95.00%
KASARAGOD	17	16	94.00%
WAYANAD	14	13	93.00%
ERNAKULAM	28	25	89.00%
ALAPPUZHA	15	13	87.00%
THRISSUR	45	39	87.00%
KOZHIKODE	22	19	86.00%
MALAPPURAM	41	28	68.00%

3.2 e-Health Performance - UHID Visits

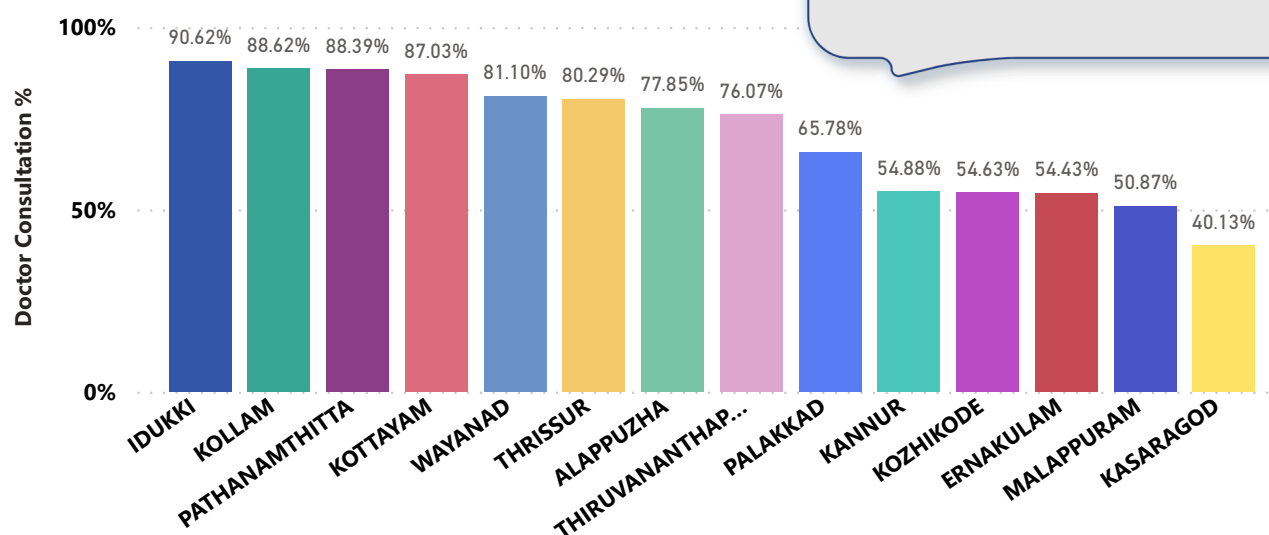
UHID Visit % is calculated as (UHID Visits / Total Visit) *100



PHCs/FHCs based on UHID Visits

Hospital	UHID Visit %
Family Health Centre Ummannoor	82.00%
Family Health Centre Ezhukone Pavithreswaram	81.00%
Family Health Centre Perumon	68.00%
Family Health Centre Mancode Chithara	64.00%
Family Health Centre Thenmala	64.00%
Family Health Centre Sakthikulangara	63.00%
Family Health Centre Sreenarayanapuram	62.00%
Family Health Centre Veliyam	61.00%
Family Health Centre Thazhava	59.00%
Family Health Centre Thekkumbhagam	55.00%
Family Health Centre Chavara	53.00%
Family Health Centre Kulasekharapuram	51.00%
Family Health Centre Azheekkal	50.00%
Family Health Centre Mayyanad Ckm	50.00%
Family Health Centre Alappad	45.00%
Family Health Centre Elampalloor	43.00%
Family Health Centre Chathannoor	35.00%
Family Health Centre Vallikkavu	11.00%

3.3 e-Health Performance - Doctor Consultation



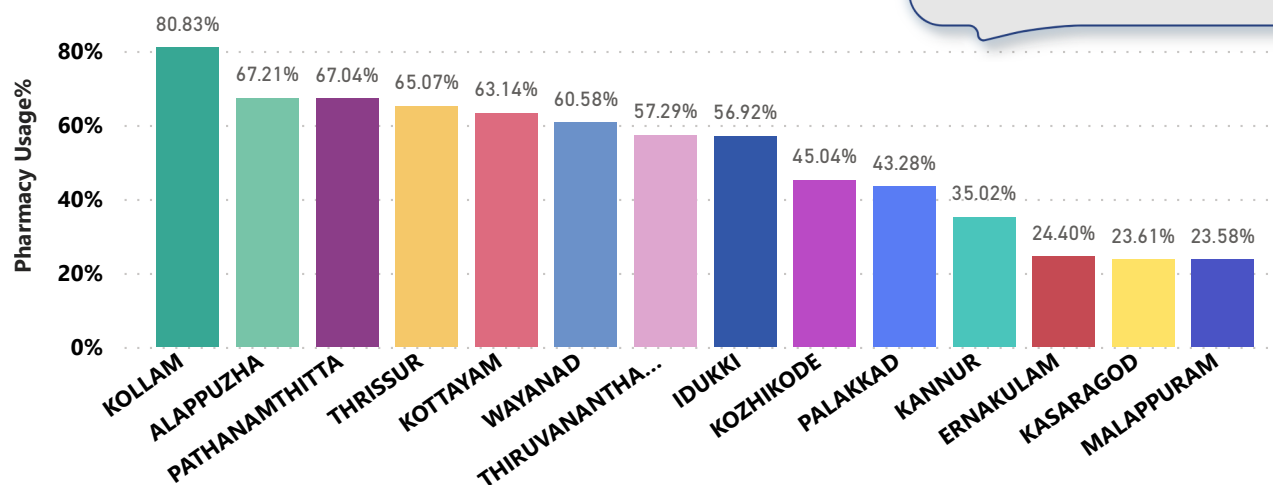
Doctor Consultation Percentage in PHCs/FHCs

Hospital	Doctor Consultation %
Family Health Centre Ezhukone Pavithreswaram	99.05%
Family Health Centre Veliyam	98.45%
Family Health Centre Sakthikulangara	96.31%
Family Health Centre Mayyanad Ckm	96.06%
Family Health Centre Chavara	95.96%
Family Health Centre Ummannoor	95.89%
Family Health Centre Thazhava	95.65%
Family Health Centre Azheekkal	94.47%
Family Health Centre Thenmala	93.59%
Family Health Centre Kulasekharapuram	92.93%
Family Health Centre Thekkumbhagam	91.60%
Family Health Centre Sreenarayanapuram	91.39%
Family Health Centre Perumon	85.88%
Family Health Centre Mancode Chithara	84.59%
Family Health Centre Elampalloor	81.46%
Family Health Centre Vallikkavu	74.57%
Family Health Centre Alappad	71.83%
Family Health Centre Chathannoor	60.17%

3.4 e-Health Performance - Pharmacy Usage in PHCs/FHCs

Pharmacy usage is calculated as (Pharmacy Prescription Count / Total Visits) *100

The Kollam district remains top in Pharmacy usage with 80.8%.



Pharmacy Usage in PHCs/FHCs

Hospital	Pharmacy Usage %
Family Health Centre Ummannoor	97.00%
Family Health Centre Sakthikulangara	92.00%
Family Health Centre Sreenarayanapuram	92.00%
Family Health Centre Ezhukone Pavithreswaram	91.00%
Family Health Centre Kulasekharapuram	91.00%
Family Health Centre Thenmala	90.00%
Family Health Centre Thekkumbhagam	88.00%
Family Health Centre Veliyam	87.00%
Family Health Centre Chavara	84.00%
Family Health Centre Mancode Chithara	83.00%
Family Health Centre Mayyanad Ckm	82.00%
Family Health Centre Perumon	82.00%
Family Health Centre Elampalloor	79.00%
Family Health Centre Thazhava	76.00%
Family Health Centre Azheekkal	69.00%
Family Health Centre Alappad	67.00%
Family Health Centre Vallikkavu	62.00%
Family Health Centre Chathanoor	56.00%

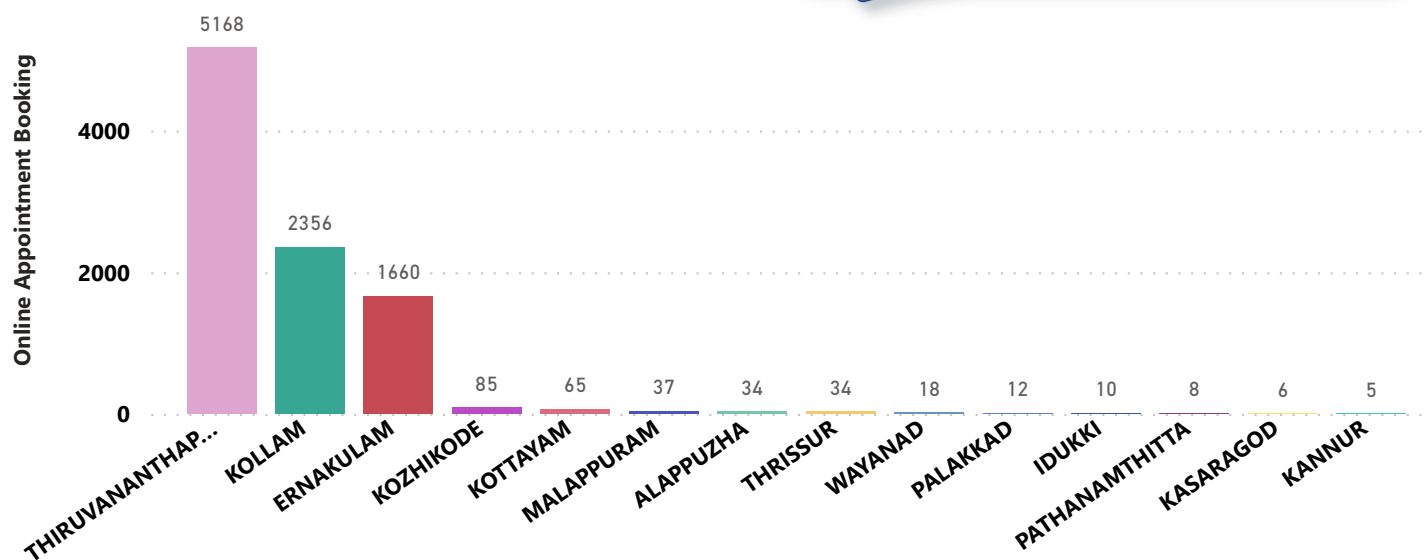
4. Status of Modules started in Hospitals

District wise status of live institutions and the count of various modules [Reception, OP Consultation, Lab, Pharmacy] started.

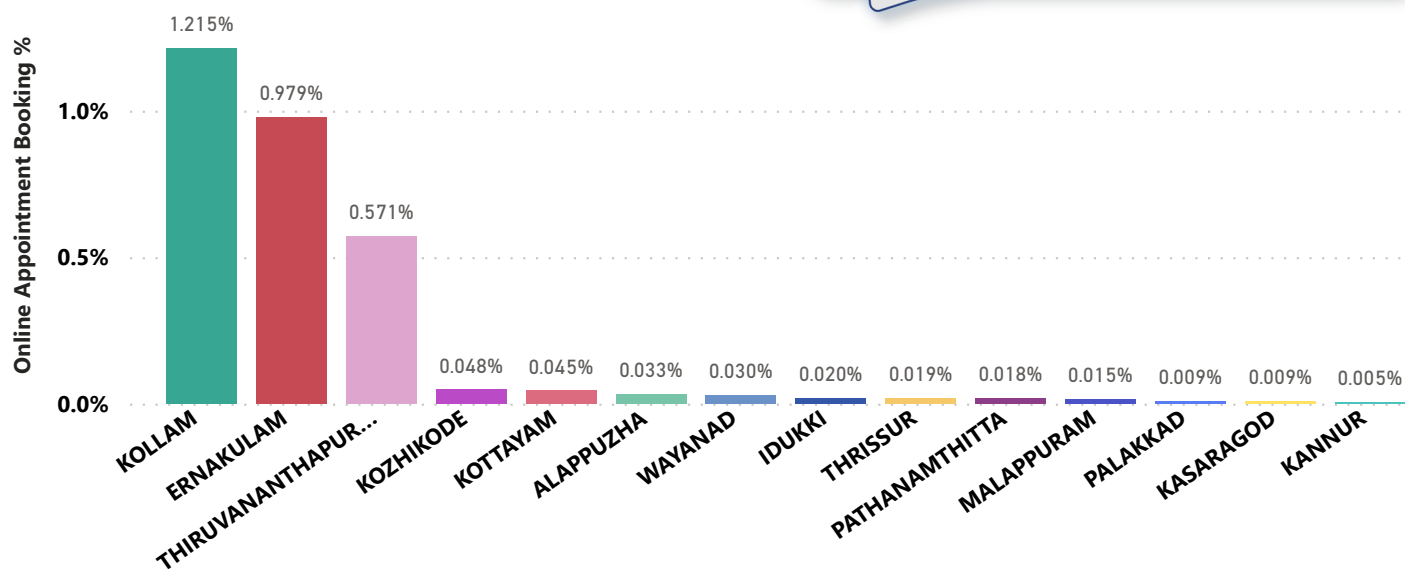
District Name	Live Institutions	Reception	Consultation	Lab	Pharmacy
THIRUVANANTHAPURAM	103	99 (96.1%)	90 (87.4%)	79 (76.7%)	76 (73.8%)
THRISSUR	53	48 (90.6%)	46 (86.8%)	38 (71.7%)	45 (84.9%)
MALAPPURAM	47	34 (72.3%)	19 (40.4%)	13 (27.7%)	12 (25.5%)
PALAKKAD	38	37 (97.4%)	31 (81.6%)	21 (55.3%)	16 (42.1%)
KOZHIKODE	35	29 (82.9%)	18 (51.4%)	13 (37.1%)	15 (42.9%)
ERNAKULAM	34	29 (85.3%)	17 (50.%)	7 (20.6%)	14 (41.2%)
KANNUR	27	26 (96.3%)	15 (55.6%)	11 (40.7%)	9 (33.3%)
KOLLAM	22	22 (100.%)	22 (100.%)	22 (100.%)	22 (100.%)
KOTTAYAM	22	21 (95.5%)	20 (90.9%)	14 (63.6%)	20 (90.9%)
KASARAGOD	19	19 (100.%)	17 (89.5%)	11 (57.9%)	15 (78.9%)
ALAPPUZHA	18	16 (88.9%)	15 (83.3%)	10 (55.6%)	14 (77.8%)
IDUKKI	16	16 (100.%)	16 (100.%)	15 (93.8%)	16 (100.%)
PATHANAMTHITTA	16	15 (93.8%)	15 (93.8%)	9 (56.3%)	10 (62.5%)
WAYANAD	15	14 (93.3%)	13 (86.7%)	14 (93.3%)	11 (73.3%)
Total	465	425 (91.4%)	354 (76.1%)	277 (59.6%)	295 (63.4%)

5. Percentage of Online Appointment Booking in Hospitals

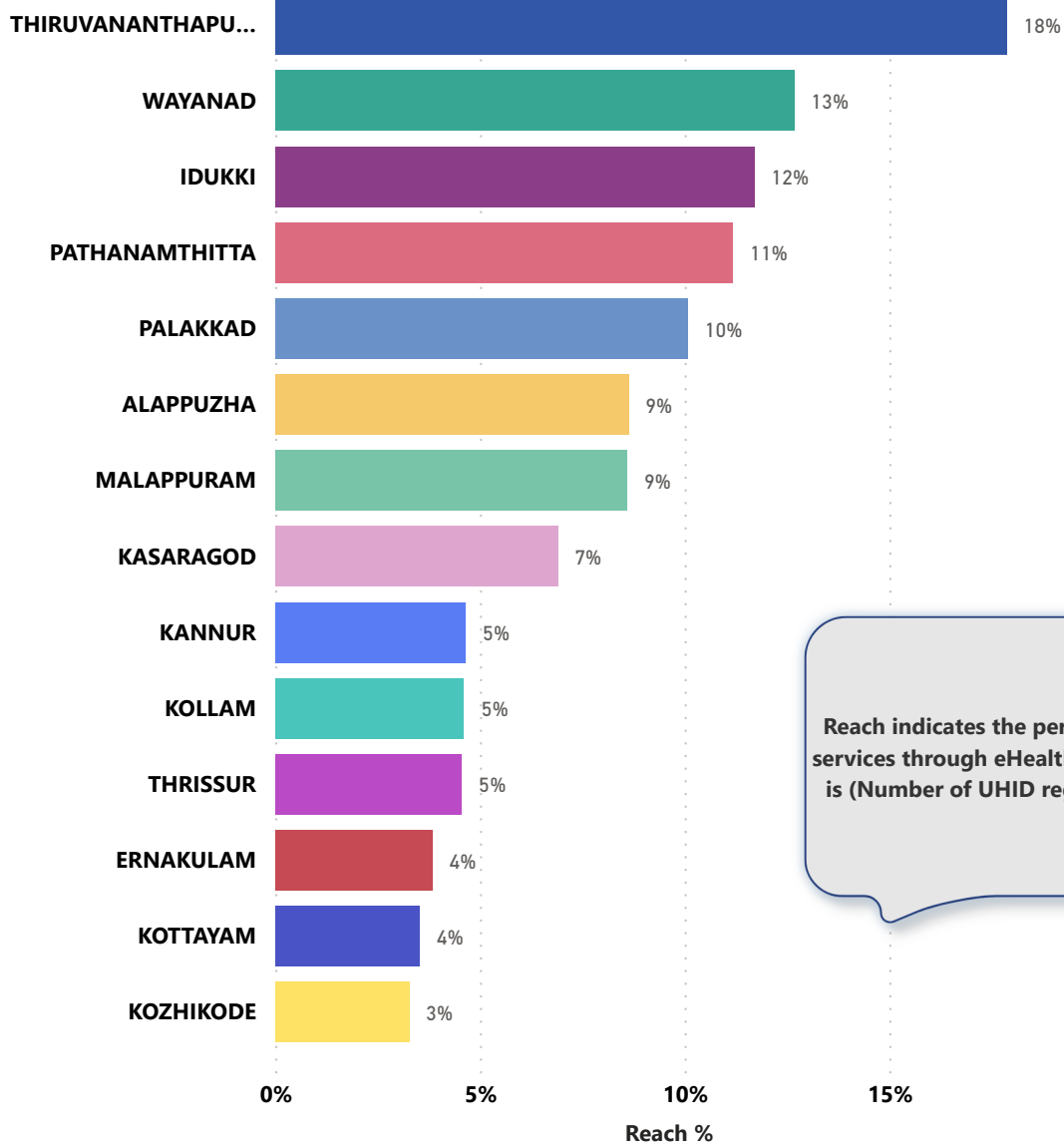
District-wise count of online appointments taken during the month of August '22. Kollam district remains at 2nd position in the usage of Online appointments.



District-wise percentage of online appointment booking up on OP visits for the month of August '22. Calculation is performed as (Online Visits / OP Visits) * 100 %.



6. eHealth Performance - Reach



Reach indicates the percentage of population availing services through eHealth. The formula used to calculate is $(\text{Number of UHID registered} / \text{Population}) * 100 \%$.

7. Public Health Survey Status

