

1. eHealth Kerala - Vital Statistics

Live Institutions	27
Medical College Hospitals	0
PHCs/FHCs	23
CHCs	0
DHs/GHs	0
PH Labs	0
Other(Inc Taluk Hospitals)	4



2. Highlights



- Reception module started in 22 of 23 PHC/FHC institutions of the Kannur district.
- District is at position 10(up by 3) in Doctor Consultation(54%).
- The district moved from position 10 to 14 in online appointment booking.
- The district is at position 4 in house survey completion(30.91%) and at position 3 in member survey completion(0.63%).



- The Kannur district is at position 9(down by 2) in overall performance ranking of districts based on PHCs/FHCs.
- District is at :
 - - position 10(down by 1) in UHID Visits (22%).
 - - position 12(down by 1) in Pharmacy Usage(35%).
- The district remains in 9th position in reach rank which indicates UHID registration proportionate to the population.

3. eHealth - District Ranking Matrix Based on Performance of PHCs/FHCs

The ranking matrix showcase the district performance in providing eHealth services through PHCs/FHCs based on five different parameters. These parameters include whether the reception module is started or not, UHID Visits, Doctor Consultation, Pharmacy Usage and Lab Usage. Based on the ranking, the districts are classified into three broad categories, the best performing districts, the average performing districts and the low performing districts.

The best performing districts should strive to continue to remain in the same position, whereas the average performing as well as the low performing districts should strive to reach to the 'top four' league.

The ranking matrix for the month of August '22 is given below:

District	Rank
KOLLAM	1
WAYANAD	2
PATHANAMTHITTA	3
ALAPPUZHA	4
IDUKKI	4
THIRUVANANTHAPURAM	5
KOTTAYAM	6
THRISSUR	7
PALAKKAD	8
KANNUR	9
KOZHIKODE	9
ERNAKULAM	10
KASARAGOD	11
MALAPPURAM	12

 Best performing
 Average performing
 Low performing

3. eHealth - Institution Level Ranking of PHCs/FHCs

Hospital	Rank
Family Health Centre Alakode Therthalli	1
Family Health Centre Kankol Alappadamba	1
Family Health Centre Munderi	2
Family Health Centre Malappattam	3
Family Health Centre Cheruthazham	4
Family Health Centre Kottiyoor	4
Family Health Centre Valapattanam	5
Family Health Centre Ramanthali	6
Family Health Centre Anjarakkandy	7
Family Health Centre Eramam Kuttur	7
Family Health Centre Pulingome	7
Family Health Centre Cherukunnu Thara	8
Family Health Centre Chirakkal	8
Family Health Centre Kadirur	8
Family Health Centre Kalliassery	8
Family Health Centre Morazha Fisheries	8
Family Health Centre Narath	8
Family Health Centre Thillenkerry	8
Family Health Centre Koodali	9
Family Health Centre Muzhappilangad	9
Family Health Centre Pattiam	9
Family Health Centre Pattuvam	9
Family Health Centre Mattool	10

3.1 eHealth Performance - Reception Module

Reception Module is considered to be functional in a PHC/FHC only if the number of total visits for the month is of minimum 500.

Reception module started in 22 of 23 PHCs/FHCs of the Kannur district.

District	PHC/FHC Count	PHC/FHC with Reception	% of PHC/FHC with Reception
IDUKKI	15	15	100.00%
KOLLAM	18	18	100.00%
PATHANAMTHITTA	16	16	100.00%
THIRUVANANTHAPURAM	60	59	98.00%
PALAKKAD	36	35	97.00%
KANNUR	23	22	96.00%
KOTTAYAM	20	19	95.00%
KASARAGOD	17	16	94.00%
WAYANAD	14	13	93.00%
ERNAKULAM	28	25	89.00%
ALAPPUZHA	15	13	87.00%
THRISSUR	45	39	87.00%
KOZHIKODE	22	19	86.00%
MALAPPURAM	41	28	68.00%

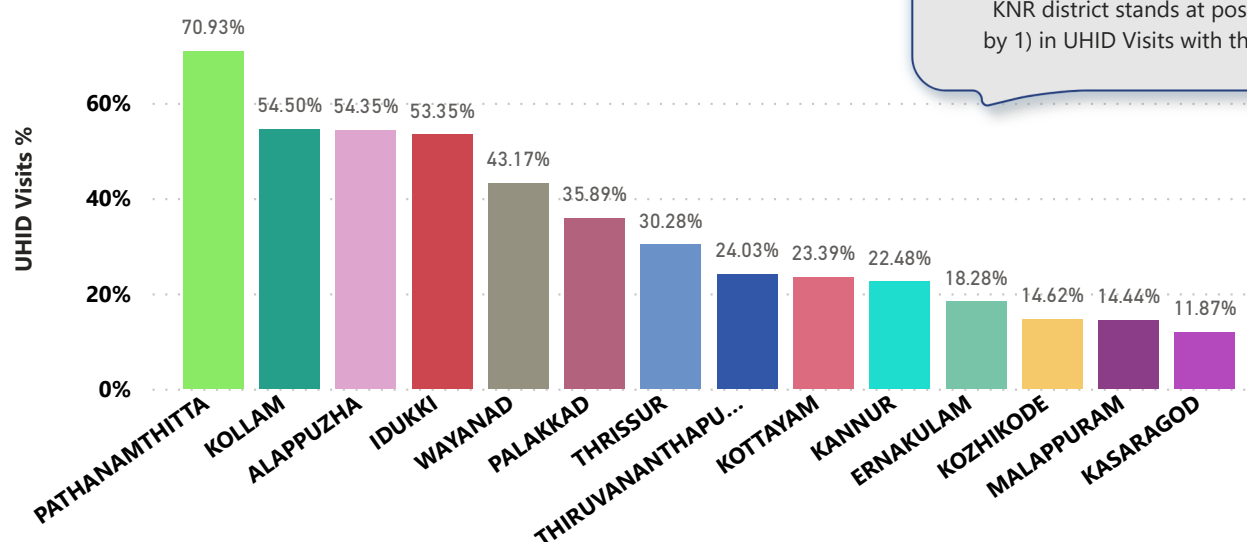
Institutions where the reception module is either not started or not using

Hospital Name

Family Health Centre Mattool

3.2 e-Health Performance - UHID Visits

UHID Visit % is calculated as (UHID Visits / Total Visit) *100



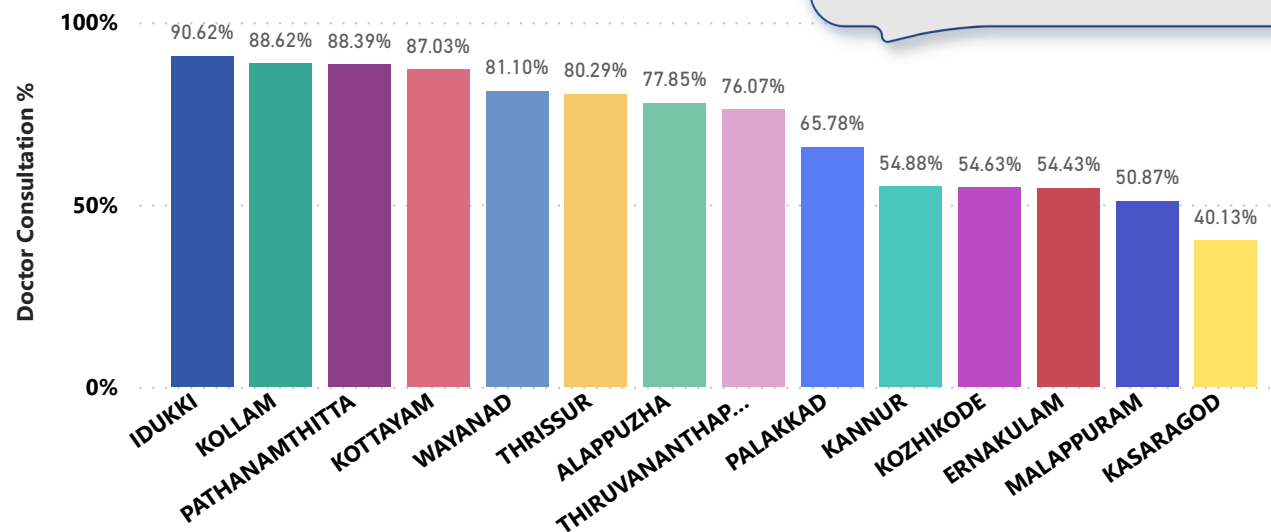
KNR district stands at position 10(down by 1) in UHID Visits with the value of 22%.

PHCs/FHCs based on UHID Visits

Hospital	UHID Visit %
Family Health Centre Malappattam	44.00%
Family Health Centre Anjarakkandy	41.00%
Family Health Centre Kottiyoor	39.00%
Family Health Centre Alakode Therthalli	36.00%
Family Health Centre Ramanthali	34.00%
Family Health Centre Pulingome	33.00%
Family Health Centre Eramam Kuttur	31.00%
Family Health Centre Kankol Alappadamba	31.00%
Family Health Centre Kalliassery	28.00%
Family Health Centre Cherukunnu Thara	26.00%
Family Health Centre Morazha Fisheries	25.00%
Family Health Centre Narath	21.00%
Family Health Centre Chirakkal	20.00%
Family Health Centre Valappattanam	20.00%
Family Health Centre Cheruthazham	16.00%
Family Health Centre Kadirur	16.00%

Hospital	UHID Visit %
Family Health Centre Thillenkerry	6.00%
Family Health Centre Muzhappilangad	7.00%
Family Health Centre Pattiam	8.00%
Family Health Centre Munderi	11.00%
Family Health Centre Cheruthazham	16.00%
Family Health Centre Kadirur	16.00%
Family Health Centre Pattuvam	16.00%
Family Health Centre Chirakkal	20.00%
Family Health Centre Valappattanam	20.00%
Family Health Centre Narath	21.00%
Family Health Centre Morazha Fisheries	25.00%
Family Health Centre Cherukunnu Thara	26.00%
Family Health Centre Kalliassery	28.00%
Family Health Centre Eramam Kuttur	31.00%
Family Health Centre Kankol Alappadamba	31.00%
Family Health Centre Pulingome	33.00%

3.3 e-Health Performance - Doctor Consultation



Doctor Consultation Percentage in PHCs/FHCs

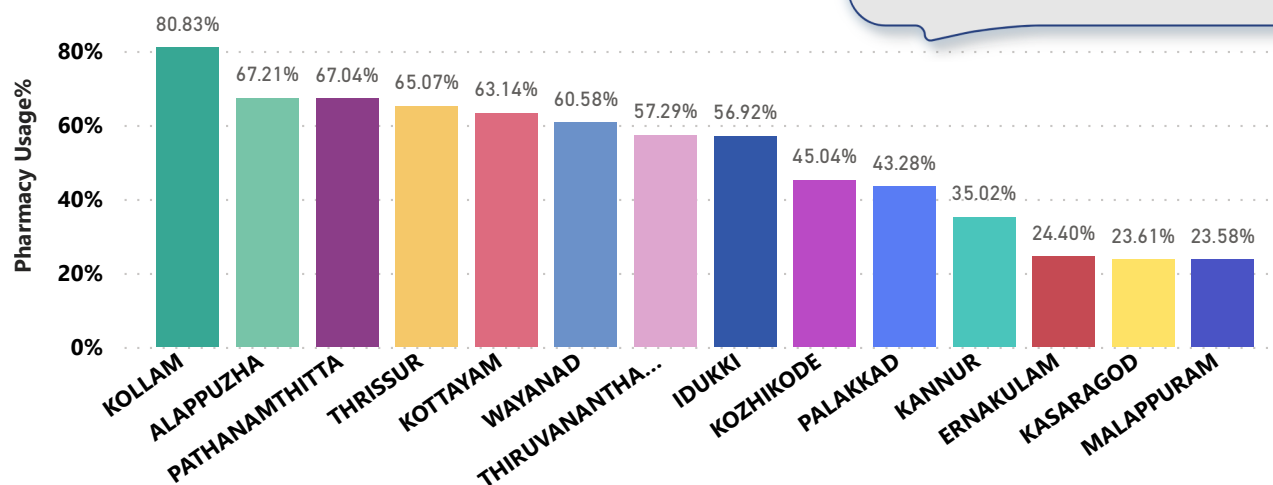
Hospital	Doctor Consultation %
Family Health Centre Kankol Alappadamba	99.70%
Family Health Centre Ramanthali	99.26%
Family Health Centre Alakode Therthalli	98.72%
Family Health Centre Munderi	98.24%
Family Health Centre Cheruthazham	97.83%
Family Health Centre Valappattanam	96.72%
Family Health Centre Malappattam	93.81%
Family Health Centre Kottiyoor	90.31%
Family Health Centre Pulingome	73.18%
Family Health Centre Eramam Kuttur	71.08%
Family Health Centre Kadirur	66.62%
Family Health Centre Thillenkerry	43.65%
Family Health Centre Pattuvam	29.97%
Family Health Centre Pattiam	23.42%

Hospital	Doctor Consultation %
Family Health Centre Narath	0.00%
Family Health Centre Cherukunnu Thara	0.02%
Family Health Centre Morazha Fisheries	0.21%
Family Health Centre Kalliassery	1.96%
Family Health Centre Anjarakkandy	2.95%
Family Health Centre Muzhappilangad	6.46%
Family Health Centre Chirakkal	9.04%
Family Health Centre Pattiam	23.42%
Family Health Centre Pattuvam	29.97%
Family Health Centre Thillenkerry	43.65%
Family Health Centre Kadirur	66.62%
Family Health Centre Eramam Kuttur	71.08%
Family Health Centre Pulingome	73.18%
Family Health Centre Kottiyoor	90.31%

3.4 e-Health Performance - Pharmacy Usage in PHCs/FHCs

Pharmacy usage is calculated as (Pharmacy Prescription Count / Total Visits) *100

The district is at position 12 in Pharmacy Usage with 35%.



Pharmacy Usage in PHCs/FHCs

Hospital	Pharmacy Usage % ^
Family Health Centre Alakode Therthalli	92.00%
Family Health Centre Munderi	88.00%
Family Health Centre Cheruthazham	87.00%
Family Health Centre Kankol Alappadamba	87.00%
Family Health Centre Malappattam	86.00%
Family Health Centre Kottiyoor	83.00%
Family Health Centre Valapattanam	55.00%
Family Health Centre Thillenkerry	40.00%
Family Health Centre Kadirur	39.00%
Family Health Centre Chirakkal	3.00%
Family Health Centre Ramanthali	1.00%
Family Health Centre Anjarakkandy	0.00%
Family Health Centre Cherukunnu Thara	0.00%
Family Health Centre Eramam Kuttur	0.00%
Family Health Centre Kalliassery	0.00%
Family Health Centre Morazha Fisheries	0.00%

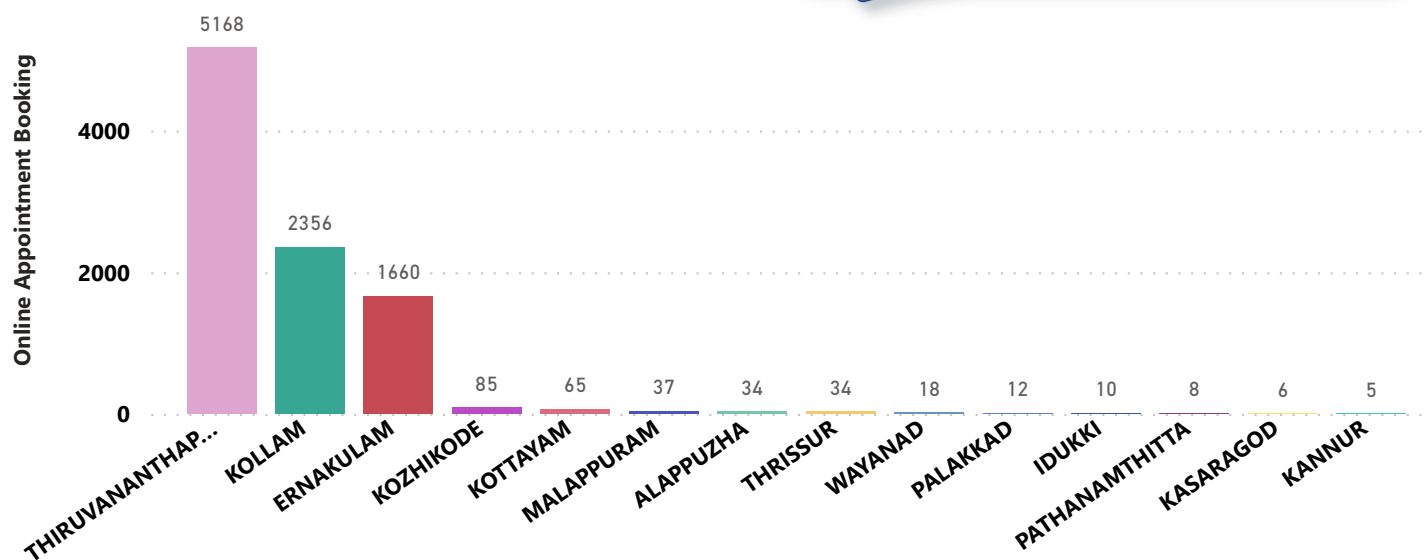
4. Status of Modules started in Hospitals

District wise status of live institutions and the count of various modules [Reception, OP Consultation, Lab, Pharmacy] started.

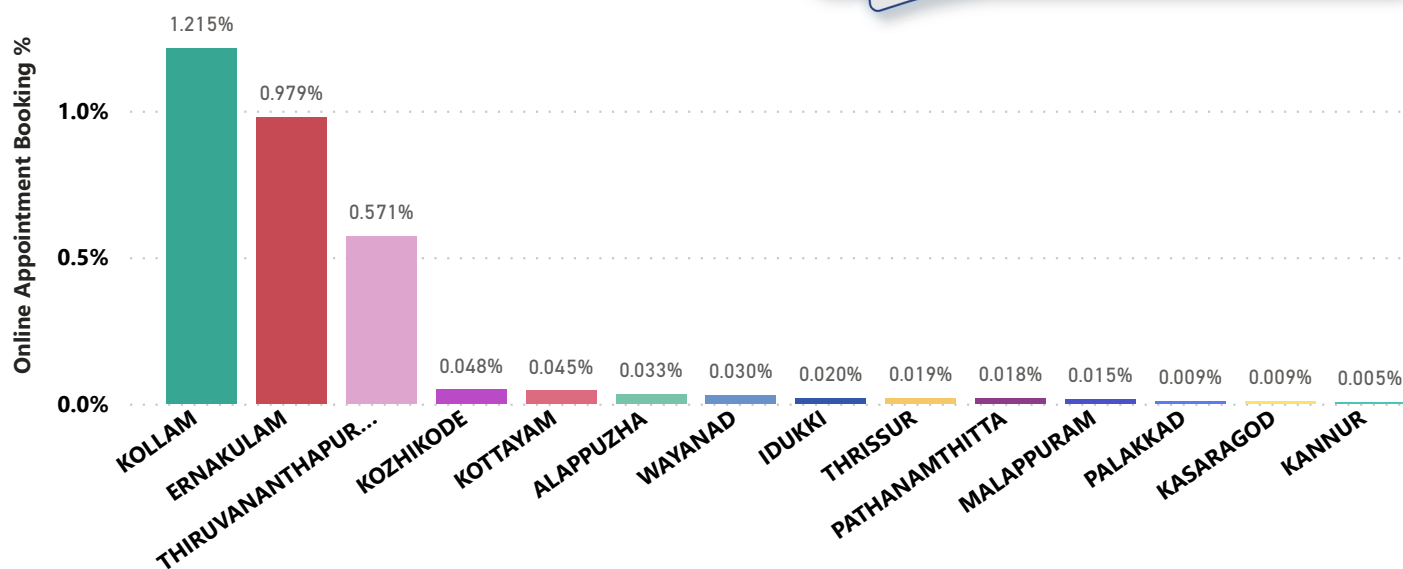
District Name	Live Institutions	Reception	Consultation	Lab	Pharmacy
THIRUVANANTHAPURAM	103	99 (96.1%)	90 (87.4%)	79 (76.7%)	76 (73.8%)
THRISSUR	53	48 (90.6%)	46 (86.8%)	38 (71.7%)	45 (84.9%)
MALAPPURAM	47	34 (72.3%)	19 (40.4%)	13 (27.7%)	12 (25.5%)
PALAKKAD	38	37 (97.4%)	31 (81.6%)	21 (55.3%)	16 (42.1%)
KOZHIKODE	35	29 (82.9%)	18 (51.4%)	13 (37.1%)	15 (42.9%)
ERNAKULAM	34	29 (85.3%)	17 (50.%)	7 (20.6%)	14 (41.2%)
KANNUR	27	26 (96.3%)	15 (55.6%)	11 (40.7%)	9 (33.3%)
KOLLAM	22	22 (100.%)	22 (100.%)	22 (100.%)	22 (100.%)
KOTTAYAM	22	21 (95.5%)	20 (90.9%)	14 (63.6%)	20 (90.9%)
KASARAGOD	19	19 (100.%)	17 (89.5%)	11 (57.9%)	15 (78.9%)
ALAPPUZHA	18	16 (88.9%)	15 (83.3%)	10 (55.6%)	14 (77.8%)
IDUKKI	16	16 (100.%)	16 (100.%)	15 (93.8%)	16 (100.%)
PATHANAMTHITTA	16	15 (93.8%)	15 (93.8%)	9 (56.3%)	10 (62.5%)
WAYANAD	15	14 (93.3%)	13 (86.7%)	14 (93.3%)	11 (73.3%)
Total	465	425 (91.4%)	354 (76.1%)	277 (59.6%)	295 (63.4%)

5. Percentage of Online Appointment Booking in Hospitals

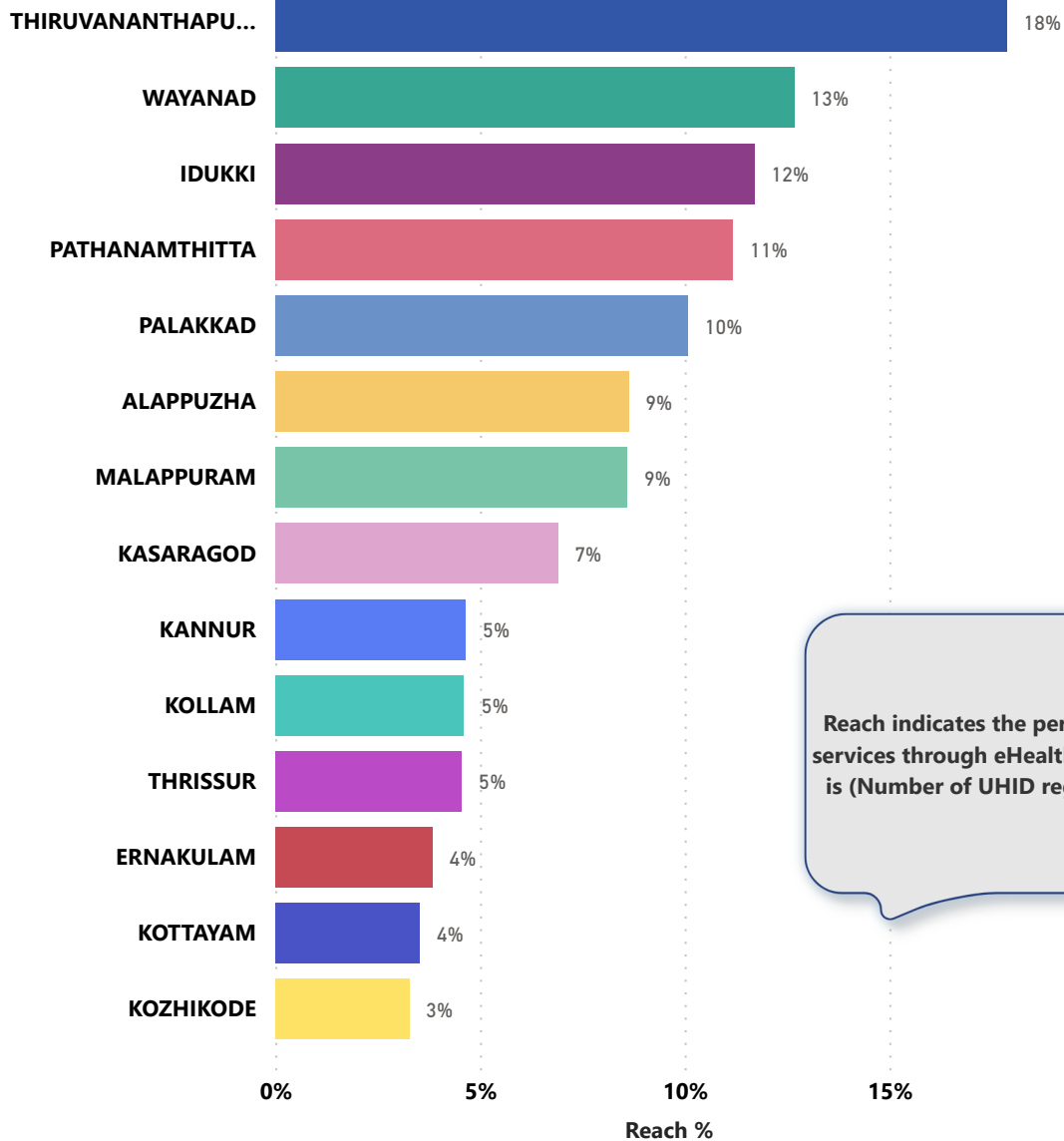
District-wise count of Online appointments taken during the month of August '22. WYD district stands at 14th position in the case of Online appointments.



District-wise percentage of online appointment booking up on OP visits for the month of August '22. Calculation is performed as (Online Visits / OP Visits) * 100 %.



6. eHealth Performance - Reach



Reach indicates the percentage of population availing services through eHealth. The formula used to calculate is $(\text{Number of UHID registered} / \text{Population}) * 100 \%$.

7. Public Health Survey Status

