

### 1. eHealth Kerala - Vital Statistics

<b>Live Institutions</b>	19
<b>Medical College Hospitals</b>	0
<b>PHCs/FHCs</b>	17
<b>CHCs</b>	0
<b>DHs/GHs</b>	0
<b>PH Labs</b>	0
<b>Other(Inc Taluk Hospitals)</b>	2



### 2. Highlights



- Out of 17 PHCs/FHCs, 16 institutions started with the Reception Module.
- The district is at 8th position in reach rank which indicates UHID registration proportionate to the population.



- The Kasargod district stands at position 13(down by 4) in overall performance ranking of districts based on PHCs/FHCs.
- District remains at :
  - position 14 in UHID Visits (11.87%).
  - - position 14 in Doctor Consultation(40.13%).
  - position 13 in Pharmacy Usage(23.61%).
- The district moved from position 12 to 13 in online appointment booking.




## 3. eHealth - District Ranking Matrix Based on Performance of PHCs/FHCs

The ranking matrix showcase the district performance in providing eHealth services through PHCs/FHCs based on five different parameters. These parameters include whether the reception module is started or not, UHID Visits, Doctor Consultation, Pharmacy Usage and Lab Usage. Based on the ranking, the districts are classified into three broad categories, the best performing districts, the average performing districts and the low performing districts.

The best performing districts should strive to continue to remain in the same position, whereas the average performing as well as the low performing districts should strive to reach to the 'top four' league.

The ranking matrix for the month of August '22 is given below:

District	Rank
KOLLAM	1
WAYANAD	2
PATHANAMTHITTA	3
ALAPPUZHA	4
IDUKKI	4
THIRUVANANTHAPURAM	5
KOTTAYAM	6
THRISSUR	7
PALAKKAD	8
KANNUR	9
KOZHIKODE	9
ERNAKULAM	10
KASARAGOD	11
MALAPPURAM	12

 Best performing  
 Average performing  
 Low performing

## 3. eHealth - Institution Level Ranking of PHCs/FHCs

Hospital	Rank
Family Health Centre Mulleriya	1
Family Health Centre Udumbanthala	2
Family Health Centre Ajanur	3
Family Health Centre Belloor	4
Family Health Centre Ennappara	4
Family Health Centre Kumbadaje	4
Family Health Centre Perla	5
Family Health Centre Valiyaparamaba	5
Family Health Centre Narkilakkad	6
Family Health Centre Anandashram	7
Family Health Centre Chattanchal	7
Family Health Centre Karindalam	7
Family Health Centre Kayyur	7
Family Health Centre Mogralputhur	7
Family Health Centre Panathur	7
Family Health Centre Udma	7
Family Health Centre Pallikere	8

## 3.1 eHealth Performance - Reception Module

Reception Module is considered to be functional in a PHC/FHC only if the number of total visits for the month is of minimum 500.

Out of 17 PHCs/FHCs ,16 institutions started Reception Module .

District	PHC/FHC Count	PHC/FHC with Reception	% of PHC/FHC with Reception
IDUKKI	15	15	100.00%
KOLLAM	18	18	100.00%
PATHANAMTHITTA	16	16	100.00%
THIRUVANANTHAPURAM	60	59	98.00%
PALAKKAD	36	35	97.00%
KANNUR	23	22	96.00%
KOTTAYAM	20	19	95.00%
KASARAGOD	17	16	94.00%
WAYANAD	14	13	93.00%
ERNAKULAM	28	25	89.00%
ALAPPUZHA	15	13	87.00%
THRISSUR	45	39	87.00%
KOZHIKODE	22	19	86.00%
MALAPPURAM	41	28	68.00%

Hospital Name

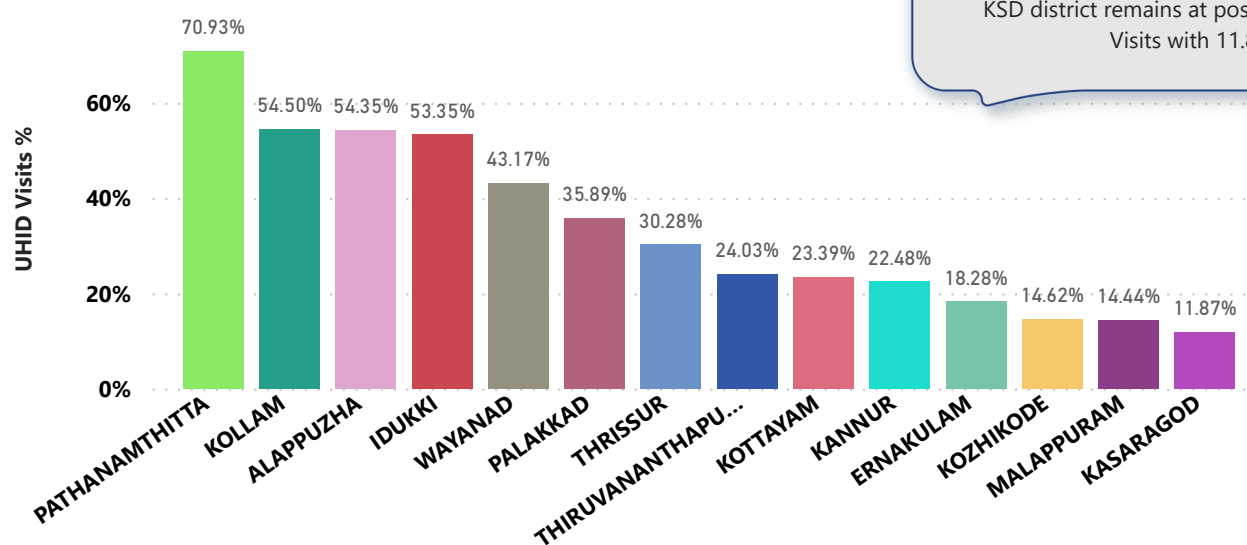
Family Health Centre Pallikere

Institutions where the reception module is either not started or not using



## 3.2 e-Health Performance - UHID Visits

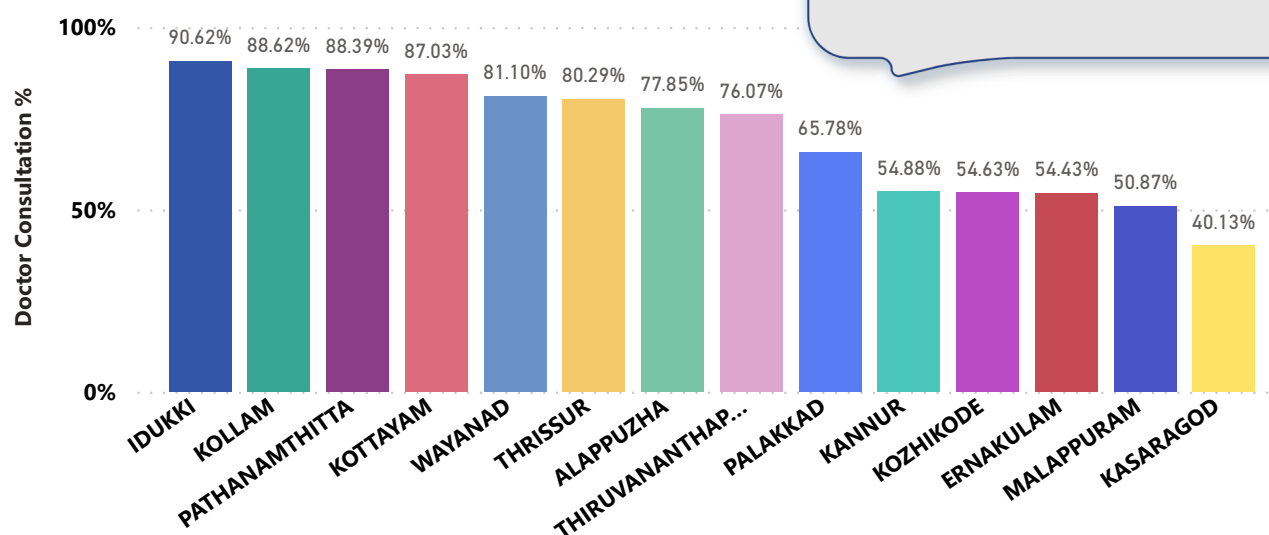
UHID Visit % is calculated as (UHID Visits / Total Visit ) \*100



## PHCs/FHCs based on UHID Visits

Hospital	UHID Visit %
Family Health Centre Ennappara	45.00%
Family Health Centre Narkilakkad	35.00%
Family Health Centre Ajanur	20.00%
Family Health Centre Mulleriya	19.00%
Family Health Centre Udumbanthala	16.00%
Family Health Centre Valiyaparamaba	15.00%
Family Health Centre Kayyur	9.00%
Family Health Centre Karindalam	7.00%
Family Health Centre Udma	7.00%
Family Health Centre Chattanchal	4.00%
Family Health Centre Kumbadaje	4.00%
Family Health Centre Panathur	4.00%

## 3.3 e-Health Performance - Doctor Consultation



Kasaragod district remains at the position 14 in Doctor Consultation with 40.13%

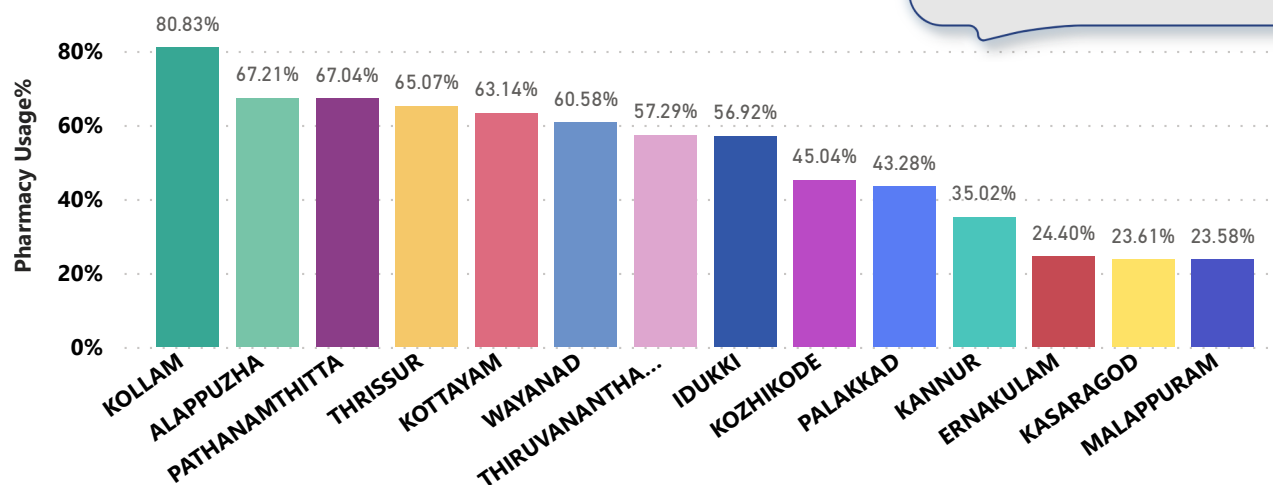
## Doctor Consultation Percentage in PHCs/FHCs

Hospital	Doctor Consultation %
Family Health Centre Mulleriya	97.53%
Family Health Centre Kumbadaje	90.74%
Family Health Centre Udumbanthala	86.15%
Family Health Centre Valiyaparamaba	81.91%
Family Health Centre Ajanur	75.01%
Family Health Centre Ennappara	43.11%
Family Health Centre Udma	38.32%
Family Health Centre Chattanchal	35.19%
Family Health Centre Narkilakkad	21.58%
Family Health Centre Karindalam	16.02%
Family Health Centre Kayyur	1.03%
Family Health Centre Panathur	0.00%

## 3.4 e-Health Performance - Pharmacy Usage in PHCs/FHCs

Pharmacy usage is calculated as (Pharmacy Prescription Count / Total Visits ) \*100

Kasaragod district remains at 13th position in Pharmacy Usgae with 23.61%



## Pharmacy Usage in PHCs/FHCs

Hospital	Pharmacy Usage %
Family Health Centre Mulleriya	85.00%
Family Health Centre Udumbanthala	74.00%
Family Health Centre Ajanur	62.00%
Family Health Centre Ennappara	41.00%
Family Health Centre Chattanchal	28.00%
Family Health Centre Karindalam	11.00%
Family Health Centre Udma	11.00%
Family Health Centre Valiyaparamaba	4.00%
Family Health Centre Narkilakkad	2.00%
Family Health Centre Kayyur	0.00%
Family Health Centre Kumbadaje	0.00%
Family Health Centre Panathur	0.00%

## 4. Status of Modules started in Hospitals

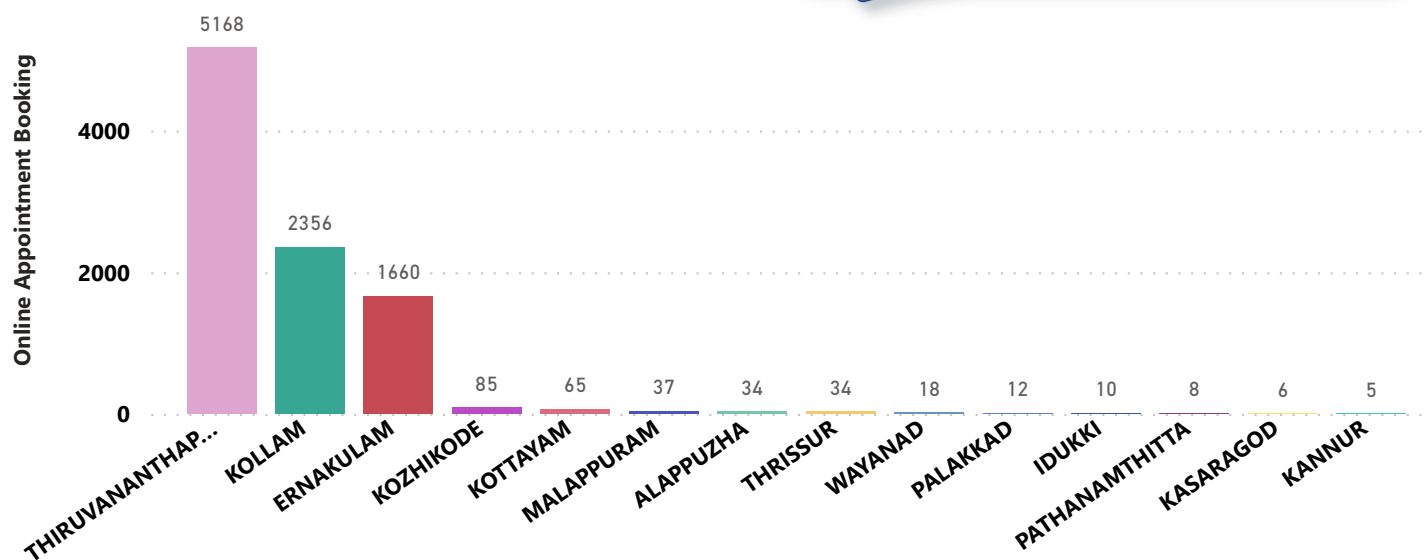
District wise status of live institutions and the count of various modules [Reception, OP Consultation, Lab, Pharmacy] started.

District Name	Live Institutions	Reception	Consultation	Lab	Pharmacy
THIRUVANANTHAPURAM	103	99 (96.1%)	90 (87.4%)	79 (76.7%)	76 (73.8%)
THRISSUR	53	48 (90.6%)	46 (86.8%)	38 (71.7%)	45 (84.9%)
MALAPPURAM	47	34 (72.3%)	19 (40.4%)	13 (27.7%)	12 (25.5%)
PALAKKAD	38	37 (97.4%)	31 (81.6%)	21 (55.3%)	16 (42.1%)
KOZHIKODE	35	29 (82.9%)	18 (51.4%)	13 (37.1%)	15 (42.9%)
ERNAKULAM	34	29 (85.3%)	17 (50.%)	7 (20.6%)	14 (41.2%)
KANNUR	27	26 (96.3%)	15 (55.6%)	11 (40.7%)	9 (33.3%)
KOLLAM	22	22 (100.%)	22 (100.%)	22 (100.%)	22 (100.%)
KOTTAYAM	22	21 (95.5%)	20 (90.9%)	14 (63.6%)	20 (90.9%)
KASARAGOD	19	19 (100.%)	17 (89.5%)	11 (57.9%)	15 (78.9%)
ALAPPUZHA	18	16 (88.9%)	15 (83.3%)	10 (55.6%)	14 (77.8%)
IDUKKI	16	16 (100.%)	16 (100.%)	15 (93.8%)	16 (100.%)
PATHANAMTHITTA	16	15 (93.8%)	15 (93.8%)	9 (56.3%)	10 (62.5%)
WAYANAD	15	14 (93.3%)	13 (86.7%)	14 (93.3%)	11 (73.3%)
<b>Total</b>	<b>465</b>	<b>425 (91.4%)</b>	<b>354 (76.1%)</b>	<b>277 (59.6%)</b>	<b>295 (63.4%)</b>

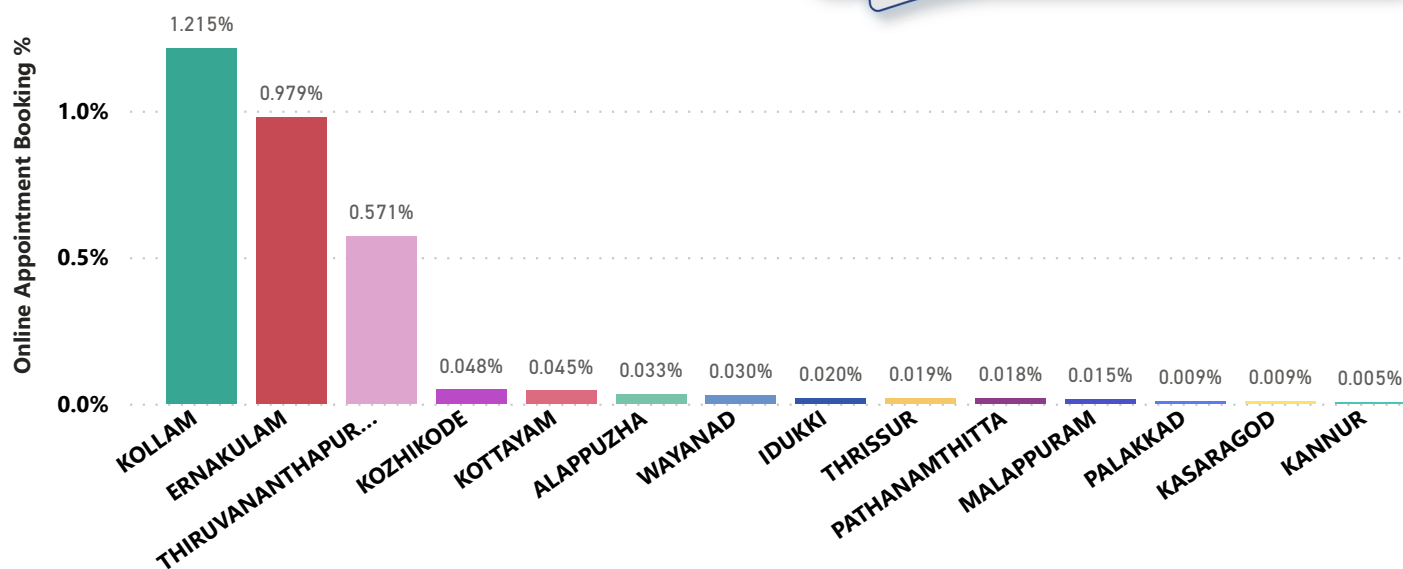


## 5. Percentage of Online Appointment Booking in Hospitals

District-wise count of Online appointments taken during the month of August '22. KSD district moved from 12th to 13th position in usage of Online appointm...

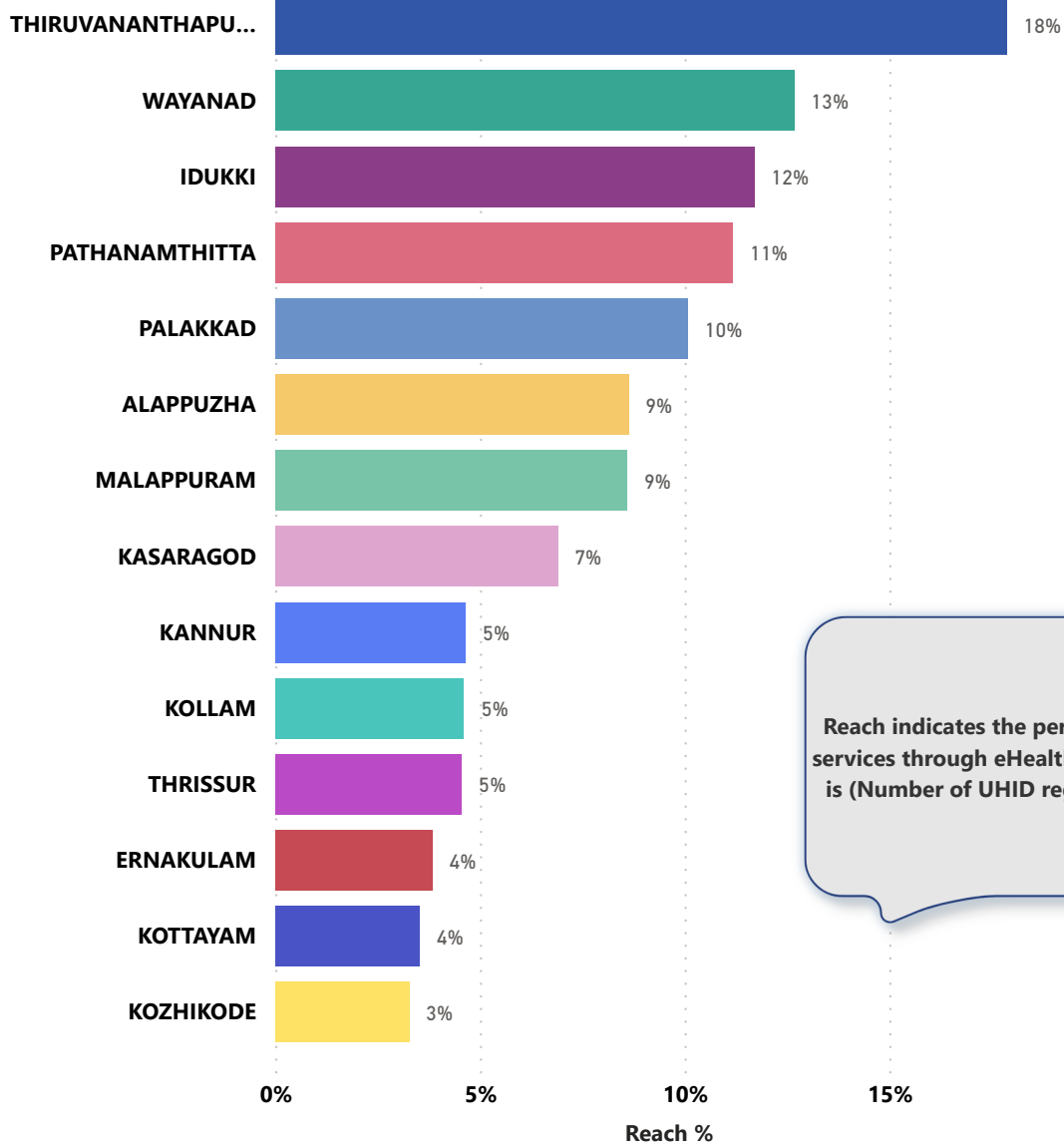


District-wise percentage of online appointment booking up on OP visits for the month of August'22. Calculation is performed as (Online Visits / OP Visits) \* 100 %.





## 6. eHealth Performance - Reach



Reach indicates the percentage of population availing services through eHealth. The formula used to calculate is  $(\text{Number of UHID registered} / \text{Population}) * 100 \%$ .

## 7. Public Health Survey Status

