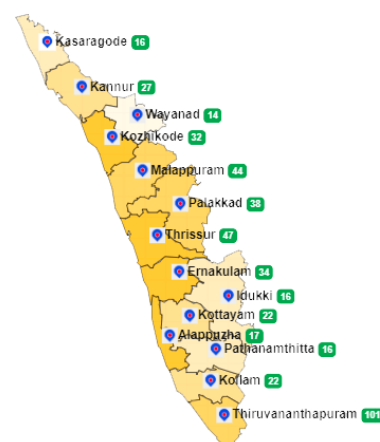


1. eHealth Kerala - Vital Statistics

Live Institutions	22
Medical College Hospitals	1
PHCs/FHCs	20
CHCs	0
DHs/GHs	0
PH Labs	0
Other(Inc Taluk Hospitals)	1



2. Highlights



- Reception module is functional in 19 of 20 PHCs/FHCs of the Kottayam district.
- District is at :
 - position 9(up by 1)in UHID Visits with 23% (2% up).
 - - position 4(up by 2) in Doctor Consultation(87%, 7% up).
 - position 5 in Pharmacy Usage(63%, 8% up).



- The Kottayam district is at position 6(down by 3) in overall performance ranking of districts based on PHCs/FHCs.
- The district is at position 5(down by 1) in online appointment booking.
- The district is in 13th position in reach rank which indicates UHID registration proportionate to the population.
- The district is at position 12 in house survey completion(0.28%) and at position 12 in member survey completion(0.01%).




3. eHealth - District Ranking Matrix Based on Performance of PHCs/FHCs

The ranking matrix showcase the district performance in providing eHealth services through PHCs/FHCs based on five different parameters. These parameters include whether the reception module is started or not, UHID Visits, Doctor Consultation, Pharmacy Usage and Lab Usage. Based on the ranking, the districts are classified into three broad categories, the best performing districts, the average performing districts and the low performing districts.

The best performing districts should strive to continue to remain in the same position, whereas the average performing as well as the low performing districts should strive to reach to the 'top four' league.

The ranking matrix for the month of August '22 is given below:

District	Rank
KOLLAM	1
WAYANAD	2
PATHANAMTHITTA	3
ALAPPUZHA	4
IDUKKI	4
THIRUVANANTHAPURAM	5
KOTTAYAM	6
THRISSUR	7
PALAKKAD	8
KANNUR	9
KOZHIKODE	9
ERNAKULAM	10
KASARAGOD	11
MALAPPURAM	12

 Best performing
 Average performing
 Low performing

3. eHealth - Institution Level Ranking of PHCs/FHCs

Hospital	Rank
Family Health Centre Brahmamangalam	1
Family Health Centre Panachikkadu	1
Family Health Centre Udayanapuram	1
Family Health Centre Vazhoor	1
Family Health Centre Kuruppanthara	2
Family Health Centre Veliyanloor	2
Family Health Centre Moonnilavu	3
Family Health Centre Paippad	3
Family Health Centre Madappally	4
Family Health Centre Manarcad	4
Family Health Centre Mutholy	5
Family Health Centre Nattakom	5
Family Health Centre Erattupetta	6
Family Health Centre Maravanthuruthu	6
Family Health Centre Meenachil	6
Family Health Centre Parampuzha	7
Family Health Centre Kallara	8
Family Health Centre Marangattupally	8
Family Health Centre Velloor	8

3.1 eHealth Performance - Reception Module

Reception Module is considered to be functional in a PHC/FHC only if the number of total visits for the month is of minimum 500.

Reception module started in 19 of 20 PHCs/FHCs of the Kottayam district.

District	PHC/FHC Count	PHC/FHC with Reception	% of PHC/FHC with Reception
IDUKKI	15	15	100.00%
KOLLAM	18	18	100.00%
PATHANAMTHITTA	16	16	100.00%
THIRUVANANTHAPURAM	60	59	98.00%
PALAKKAD	36	35	97.00%
KANNUR	23	22	96.00%
KOTTAYAM	20	19	95.00%
KASARAGOD	17	16	94.00%
WAYANAD	14	13	93.00%
ERNAKULAM	28	25	89.00%
ALAPPUZHA	15	13	87.00%
THRISSUR	45	39	87.00%
KOZHIKODE	22	19	86.00%
MALAPPURAM	41	28	68.00%

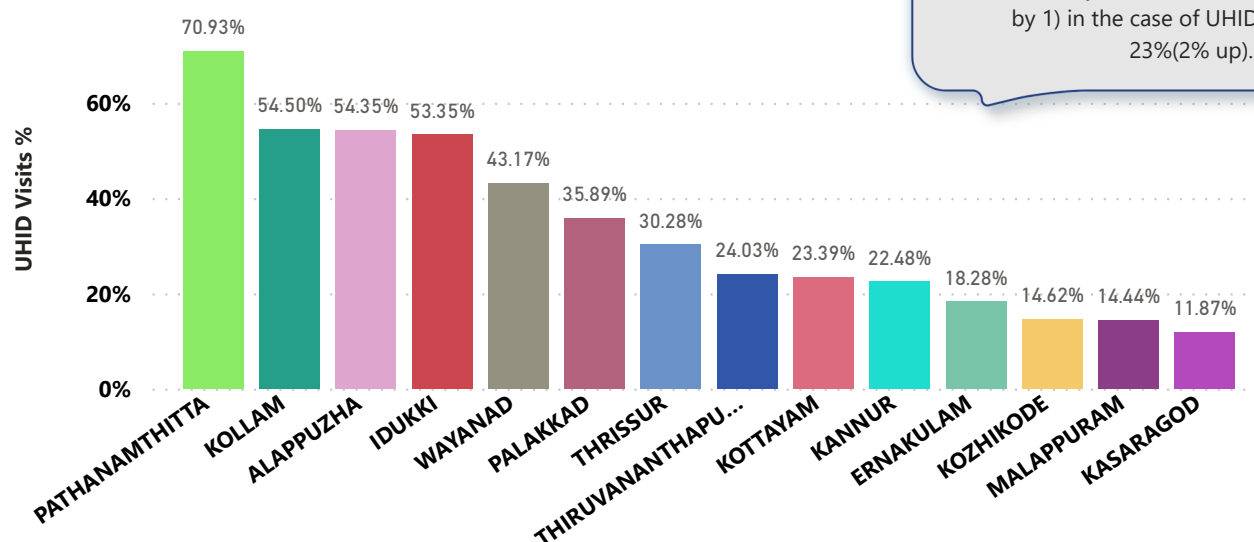
Institutions where the reception module is either not started or not using

Hospital Name

Family Health Centre Meenadom

3.2 e-Health Performance - UHID Visits

UHID Visit % is calculated as (UHID Visits / Total Visit) *100

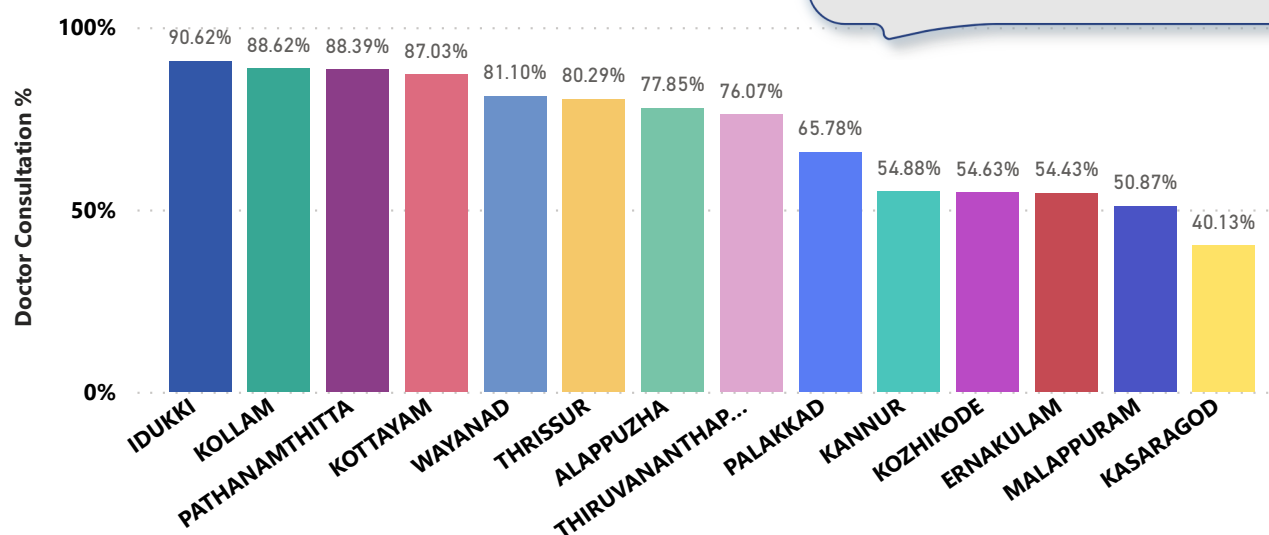


The Kottayam district is at position 9 (up by 1) in the case of UHID Visits with 23%(2% up).

PHCs/FHCs based on UHID Visits

Hospital	UHID Visit %
Family Health Centre Udayanapuram	60.00%
Family Health Centre Brahmamangalam	55.00%
Family Health Centre Kuruppanthara	54.00%
Family Health Centre Paippad	44.00%
Family Health Centre Veliyanloor	41.00%
Family Health Centre Vazhoor	38.00%
Family Health Centre Kallara	37.00%
Family Health Centre Maravanthuruthu	24.00%
Family Health Centre Panachikkadu	22.00%
Family Health Centre Madappally	20.00%
Family Health Centre Erattupetta	14.00%
Family Health Centre Velloor	14.00%
Family Health Centre Parampuzha	8.00%
Family Health Centre Mutholy	7.00%
Family Health Centre Nattakom	4.00%

3.3 e-Health Performance - Doctor Consultation



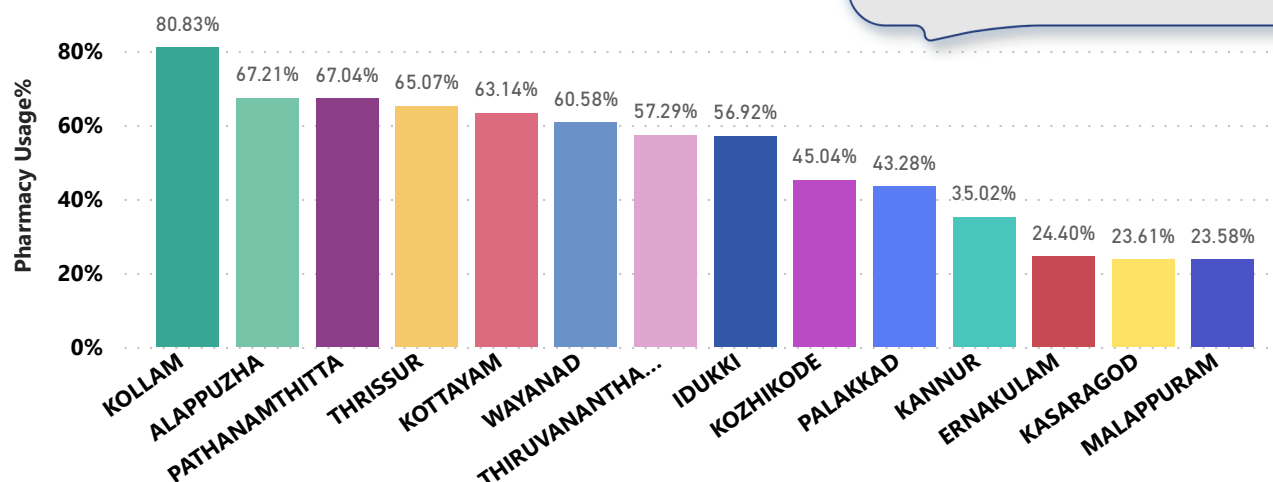
Doctor Consultation Percentage in PHCs/FHCs

Hospital	Doctor Consultation %
Family Health Centre Brahmamangalam	99.81%
Family Health Centre Vazhoor	99.71%
Family Health Centre Kuruppanthara	99.12%
Family Health Centre Madappally	98.75%
Family Health Centre Panachikkadu	98.62%
Family Health Centre Udayanapuram	97.37%
Family Health Centre Erattupetta	96.98%
Family Health Centre Veliyannoor	96.78%
Family Health Centre Mutholy	94.05%
Family Health Centre Nattakom	91.70%
Family Health Centre Paippad	77.55%
Family Health Centre Parampuzha	70.59%
Family Health Centre Maravanthuruthu	58.68%
Family Health Centre Velloor	58.01%
Family Health Centre Kallara	34.62%

3.4 e-Health Performance - Pharmacy Usage in PHCs/FHCs

Pharmacy usage is calculated as (Pharmacy Prescription Count / Total Visits) *100

The Kottayam district remains at position 5 in Pharmacy Usage with 63%(8% up).



Pharmacy Usage in PHCs/FHCs

Hospital	Pharmacy Usage %
Family Health Centre Vazhoor	120.00%
Family Health Centre Brahmamangalam	103.00%
Family Health Centre Udayanapuram	100.00%
Family Health Centre Panachikkadu	99.00%
Family Health Centre Kuruppanthara	92.00%
Family Health Centre Veliyannoor	88.00%
Family Health Centre Madappally	72.00%
Family Health Centre Nattakom	67.00%
Family Health Centre Paippad	62.00%
Family Health Centre Mutholy	61.00%
Family Health Centre Maravanthuruthu	59.00%
Family Health Centre Erattupetta	29.00%
Family Health Centre Kallara	27.00%
Family Health Centre Parampuzha	17.00%
Family Health Centre Velloor	0.00%

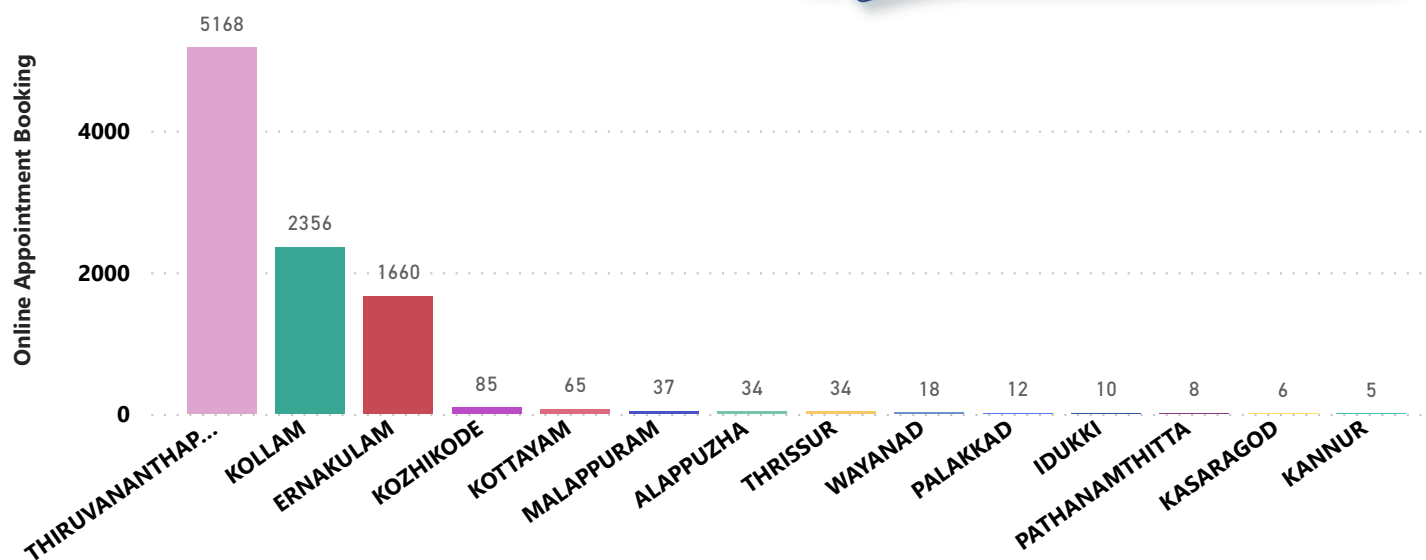
4. Status of Modules started in Hospitals

District wise status of live institutions and the count of various modules [Reception, OP Consultation, Lab, Pharmacy] started.

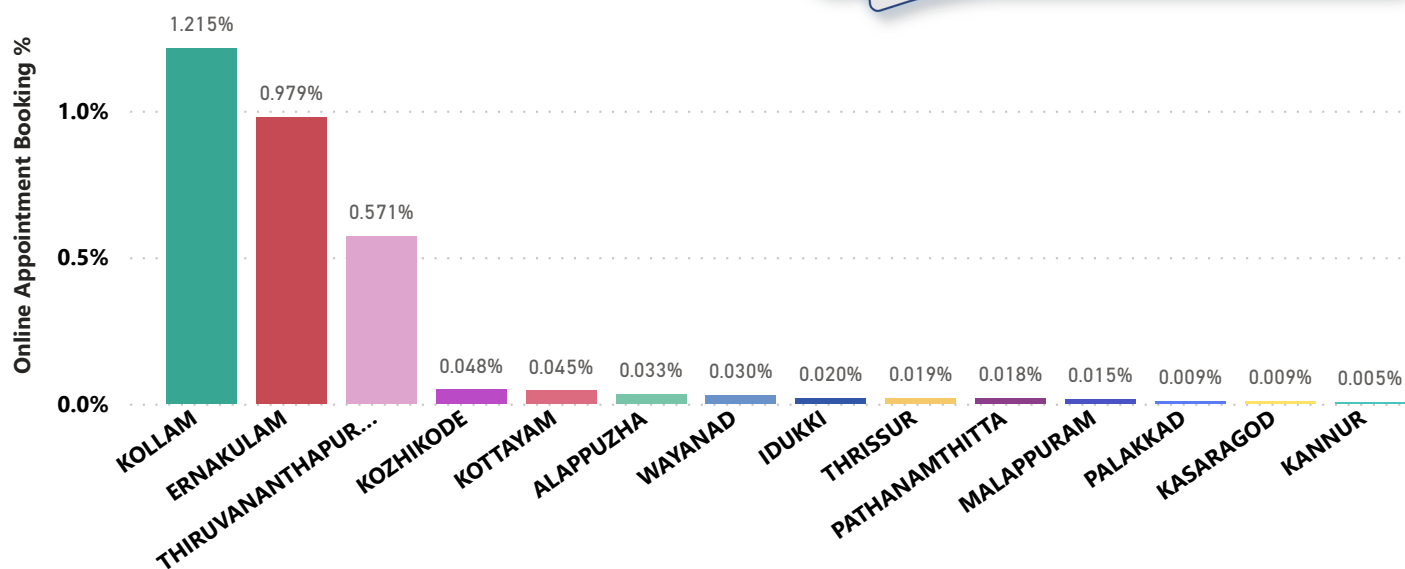
District Name	Live Institutions	Reception	Consultation	Lab	Pharmacy
THIRUVANANTHAPURAM	103	99 (96.1%)	90 (87.4%)	79 (76.7%)	76 (73.8%)
THRISSUR	53	48 (90.6%)	46 (86.8%)	38 (71.7%)	45 (84.9%)
MALAPPURAM	47	34 (72.3%)	19 (40.4%)	13 (27.7%)	12 (25.5%)
PALAKKAD	38	37 (97.4%)	31 (81.6%)	21 (55.3%)	16 (42.1%)
KOZHIKODE	35	29 (82.9%)	18 (51.4%)	13 (37.1%)	15 (42.9%)
ERNAKULAM	34	29 (85.3%)	17 (50.%)	7 (20.6%)	14 (41.2%)
KANNUR	27	26 (96.3%)	15 (55.6%)	11 (40.7%)	9 (33.3%)
KOLLAM	22	22 (100.%)	22 (100.%)	22 (100.%)	22 (100.%)
KOTTAYAM	22	21 (95.5%)	20 (90.9%)	14 (63.6%)	20 (90.9%)
KASARAGOD	19	19 (100.%)	17 (89.5%)	11 (57.9%)	15 (78.9%)
ALAPPUZHA	18	16 (88.9%)	15 (83.3%)	10 (55.6%)	14 (77.8%)
IDUKKI	16	16 (100.%)	16 (100.%)	15 (93.8%)	16 (100.%)
PATHANAMTHITTA	16	15 (93.8%)	15 (93.8%)	9 (56.3%)	10 (62.5%)
WAYANAD	15	14 (93.3%)	13 (86.7%)	14 (93.3%)	11 (73.3%)
Total	465	425 (91.4%)	354 (76.1%)	277 (59.6%)	295 (63.4%)

5. Percentage of Online Appointment Booking in Hospitals

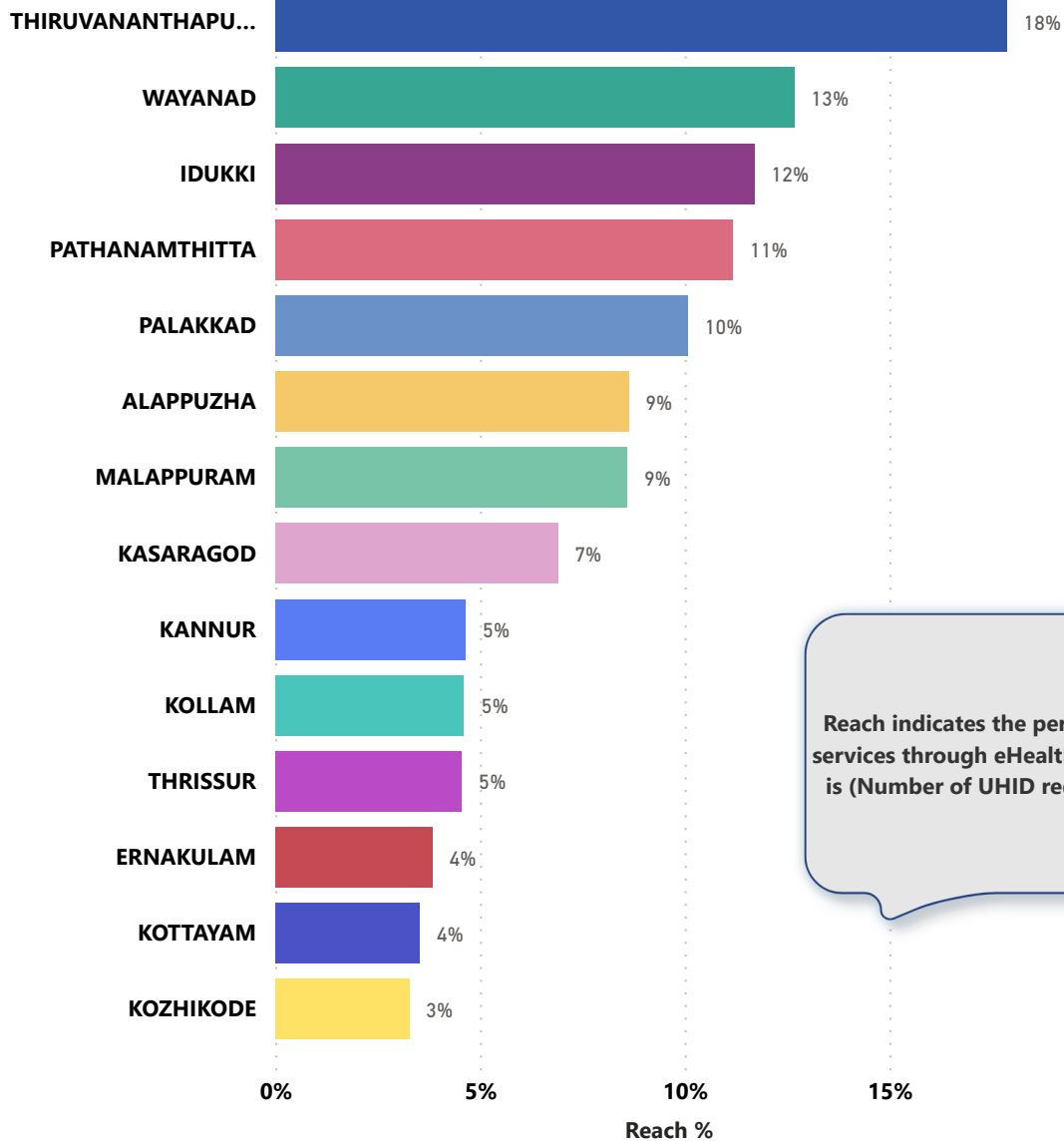
District-wise count of online appointments taken during the month of August '22. Kottayam district is at position 5(down by 1) in the number of online appointments.



District-wise percentage of online appointment booking up on OP visits for the month of August '22. Calculation is performed as (Online Visits / OP Visits) * 100 %.



6. eHealth Performance - Reach



Reach indicates the percentage of population availing services through eHealth. The formula used to calculate is $(\text{Number of UHID registered} / \text{Population}) * 100 \%$.

7. Public Health Survey Status

