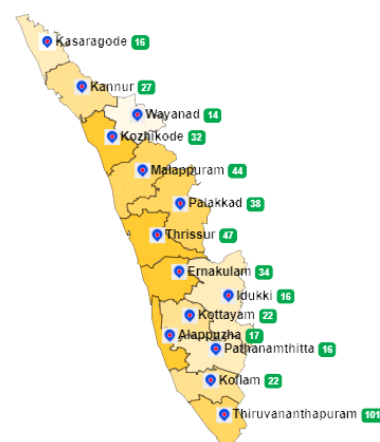


1. eHealth Kerala - Vital Statistics

Live Institutions	47
Medical College Hospitals	1
PHCs/FHCs	41
CHCs	0
DHs/GHs	0
PH Labs	0
Other(Inc Taluk Hospitals)	5



2. Highlights



- eHealth rolled out in 2 new institutions during the month of August '22.
- Reception module not started in 13 PHCs/FHCs of the district.
- The district moved from position 7 to 6 in online appointment booking.
- The district is at 7th position in reach rank which indicates UHID registration proportionate to the population.



- The Malappuram district remains at position 12 in overall performance ranking of districts based on PHCs/FHCs.
- District is at :
- position 13(down by 1) in UHID Visits (14%).
 - position 13(down by 2) in Doctor Consultation(88%).
 - position 14(down by 2) in Pharmacy Usage(76%).
- The district is at position 14 in house survey completion(0.03%) and member survey completion(0.00%).




3. eHealth - District Ranking Matrix Based on Performance of PHCs/FHCs

The ranking matrix showcase the district performance in providing eHealth services through PHCs/FHCs based on five different parameters. These parameters include whether the reception module is started or not, UHID Visits, Doctor Consultation, Pharmacy Usage and Lab Usage. Based on the ranking, the districts are classified into three broad categories, the best performing districts, the average performing districts and the low performing districts.

The best performing districts should strive to continue to remain in the same position, whereas the average performing as well as the low performing districts should strive to reach to the 'top four' league.

The ranking matrix for the month of August '22 is given below:

District	Rank
KOLLAM	1
WAYANAD	2
PATHANAMTHITTA	3
ALAPPUZHA	4
IDUKKI	4
THIRUVANANTHAPURAM	5
KOTTAYAM	6
THRISSUR	7
PALAKKAD	8
KANNUR	9
KOZHIKODE	9
ERNAKULAM	10
KASARAGOD	11
MALAPPURAM	12

 Best performing
 Average performing
 Low performing

3. eHealth - Institution Level Ranking of PHCs/FHCs

Hospital	Rank
Family Health Centre Chokkad	1
Family Health Centre Pulikkal	2
Family Health Centre A R Nagar	3
Family Health Centre Vazhikkadavu	3
Family Health Centre Parappanangadi	4
Family Health Centre Thazhekcode	5
Family Health Centre Morayur	6
Family Health Centre Ozhoor	6
Family Health Centre Nannambra	7
Family Health Centre Ponmala	7
Family Health Centre Chaliyar	8
Family Health Centre Karulai	8
Family Health Centre Kuzhimanna	9
Family Health Centre Athanikkal	10
Family Health Centre Edayur	10
Family Health Centre Kottakkal	10
Family Health Centre Marakkara	10
Family Health Centre Pandikkad	10
Family Health Centre Pang	10
Family Health Centre Porur	10
Family Health Centre Thalakkad	10
Family Health Centre Thanalur	10
Family Health Centre Thirunavaya	10
Family Health Centre Thiruvali	10
Family Health Centre Thuvvur	10
Family Health Centre Triprangode	10
Family Health Centre Vazhakkad	10
Family Health Centre Vazhayoor	10
Family Health Centre Elamkulam	11
Family Health Centre Valavannur	11

3.1 eHealth Performance - Reception Module

Reception Module is considered to be functional in a PHC/FHC only if the number of total visits for the month is of minimum 500.

Out of 41 PHCs/FHCs ,28 institutions started Reception Module .

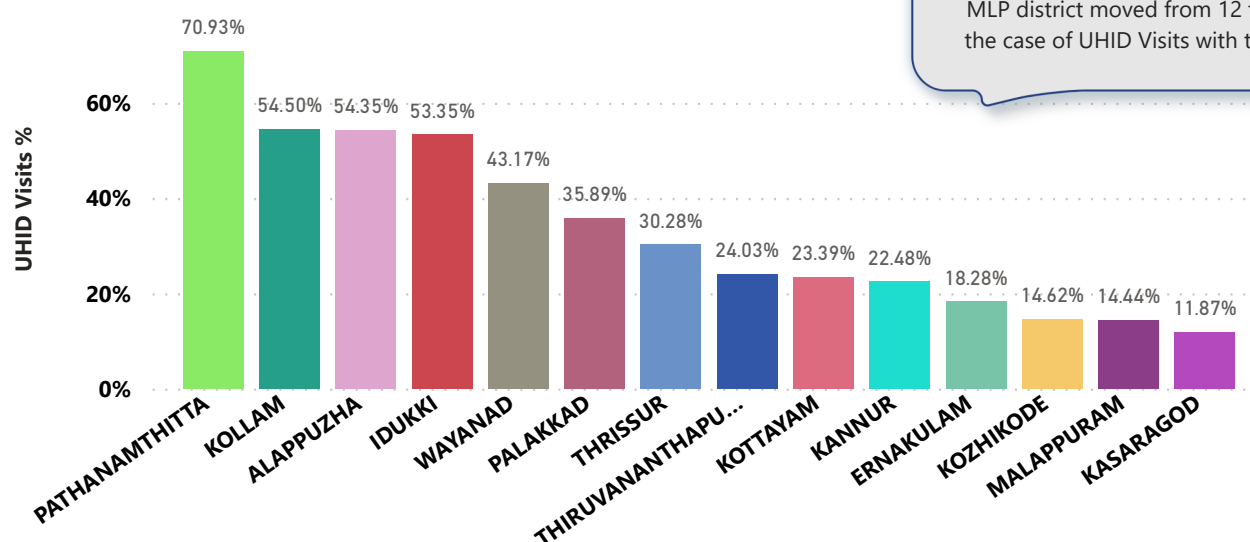
District	PHC/FHC Count	PHC/FHC with Reception	% of PHC/FHC with Reception
IDUKKI	15	15	100.00%
KOLLAM	18	18	100.00%
PATHANAMTHITTA	16	16	100.00%
THIRUVANANTHAPURAM	60	59	98.00%
PALAKKAD	36	35	97.00%
KANNUR	23	22	96.00%
KOTTAYAM	20	19	95.00%
KASARAGOD	17	16	94.00%
WAYANAD	14	13	93.00%
ERNAKULAM	28	25	89.00%
ALAPPUZHA	15	13	87.00%
THRISSUR	45	39	87.00%
KOZHIKODE	22	19	86.00%
MALAPPURAM	41	28	68.00%

Hospital Name
Family Health Centre Alankode
Family Health Centre Chelembra
Family Health Centre Chemmalassery
Family Health Centre Elamkulam
Family Health Centre Kaladi
Family Health Centre Koottayi
Family Health Centre Moonniyoor
Family Health Centre Moorkkanad
Family Health Centre Palappetty
Family Health Centre Thrikkalangode
Family Health Centre Trippanachi
Family Health Centre Valavannur
Family Health Centre Vattamkulam

Institutions where the reception module is either not started or not using

3.2 e-Health Performance - UHID Visits

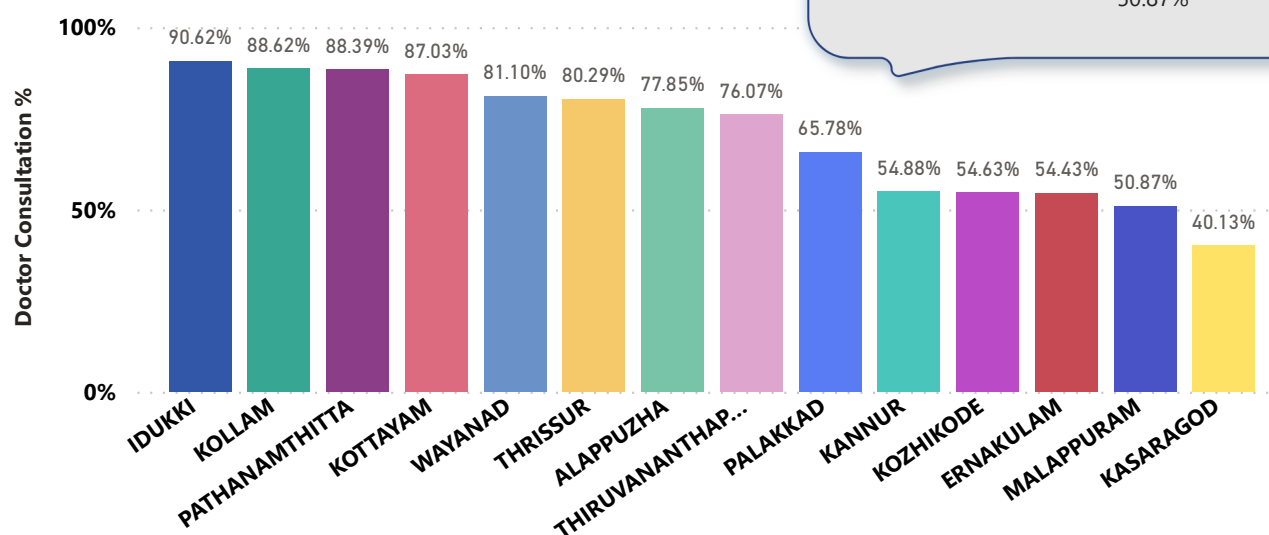
UHID Visit % is calculated as (UHID Visits / Total Visit) *100



PHCs/FHCs based on UHID Visits

Hospital	UHID Visit %
Family Health Centre Chokkad	80.00%
Family Health Centre Pulikkal	67.00%
Family Health Centre Chaliyar	59.00%
Family Health Centre A R Nagar	32.00%
Family Health Centre Vazhikkadavu	27.00%
Family Health Centre Morayur	21.00%
Family Health Centre Thazhekode	19.00%
Family Health Centre Thirunavaya	18.00%
Family Health Centre Pang	13.00%
Family Health Centre Edayur	12.00%
Family Health Centre Ponmala	9.00%
Family Health Centre Karulai	7.00%
Family Health Centre Nannambra	5.00%
Family Health Centre Pandikkad	5.00%
Family Health Centre Parappanangadi	5.00%
Family Health Centre Kuzhimanna	2.00%

3.3 e-Health Performance - Doctor Consultation



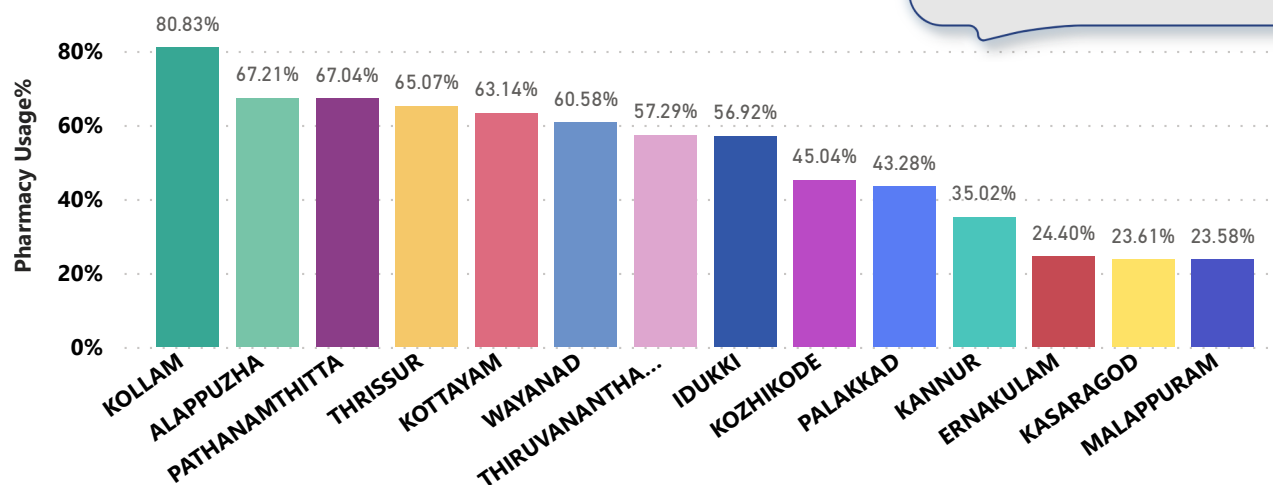
Doctor Consultation Percentage in PHCs/FHCs

Hospital	Doctor Consultation %
Family Health Centre Ponmala	99.81%
Family Health Centre Vazhikkadavu	99.70%
Family Health Centre Parappanangadi	99.38%
Family Health Centre Pulikkal	99.33%
Family Health Centre A R Nagar	98.97%
Family Health Centre Nannambra	98.87%
Family Health Centre Chokkad	98.85%
Family Health Centre Morayur	94.69%
Family Health Centre Thazhekode	93.64%
Family Health Centre Karulai	86.71%
Family Health Centre Kuzhimanna	69.37%
Family Health Centre Pang	37.09%
Family Health Centre Pandikkad	30.03%
Family Health Centre Chaliyar	5.42%
Family Health Centre Edayur	2.03%
Family Health Centre Thirunavaya	0.78%

3.4 e-Health Performance - Pharmacy Usage in PHCs/FHCs

Pharmacy usage is calculated as (Pharmacy Prescription Count / Total Visits) *100

MLP moved from 12 to 14 th position in Pharmacy Usage with 23.58%



Pharmacy Usage in PHCs/FHCs

Hospital	Pharmacy Usage %
Family Health Centre Parappanangadi	96.00%
Family Health Centre Pulikkal	96.00%
Family Health Centre Vazhikkadavu	93.00%
Family Health Centre Chokkad	92.00%
Family Health Centre A R Nagar	89.00%
Family Health Centre Thazhekode	85.00%
Family Health Centre Karulai	22.00%
Family Health Centre Ponmala	14.00%
Family Health Centre Pandikkad	11.00%
Family Health Centre Chaliyar	1.00%
Family Health Centre Edayur	1.00%
Family Health Centre Kuzhimanna	0.00%
Family Health Centre Morayur	0.00%
Family Health Centre Nannambra	0.00%
Family Health Centre Pang	0.00%
Family Health Centre Thirunavaya	0.00%

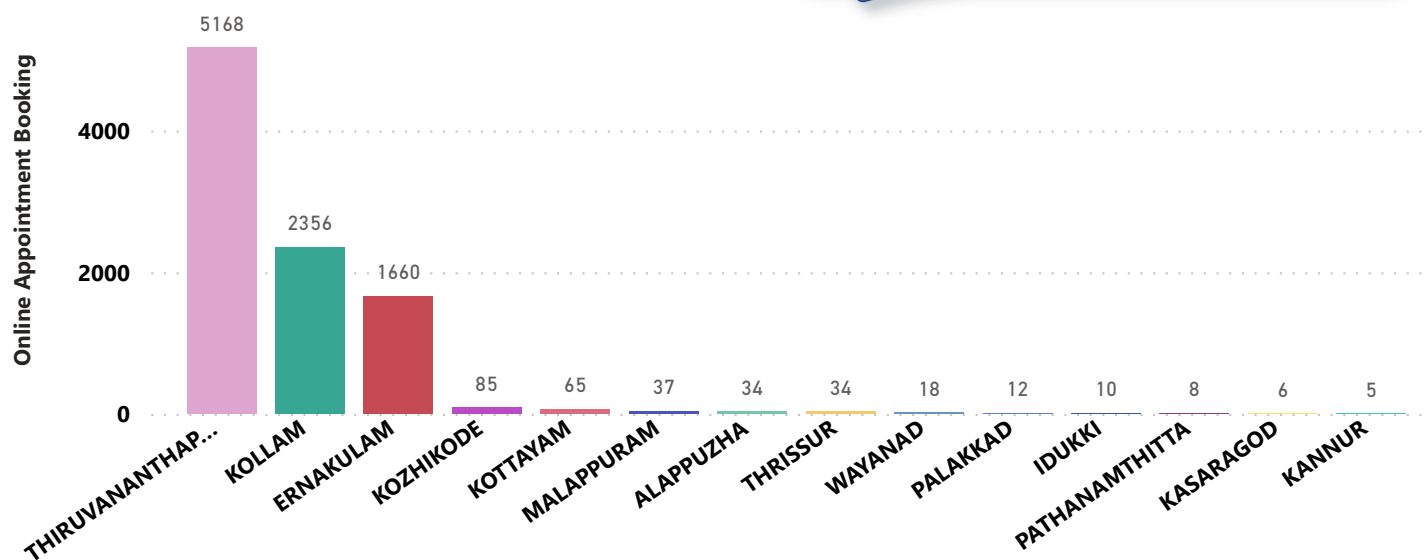
4. Status of Modules started in Hospitals

District wise status of live institutions and the count of various modules [Reception, OP Consultation, Lab, Pharmacy] started.

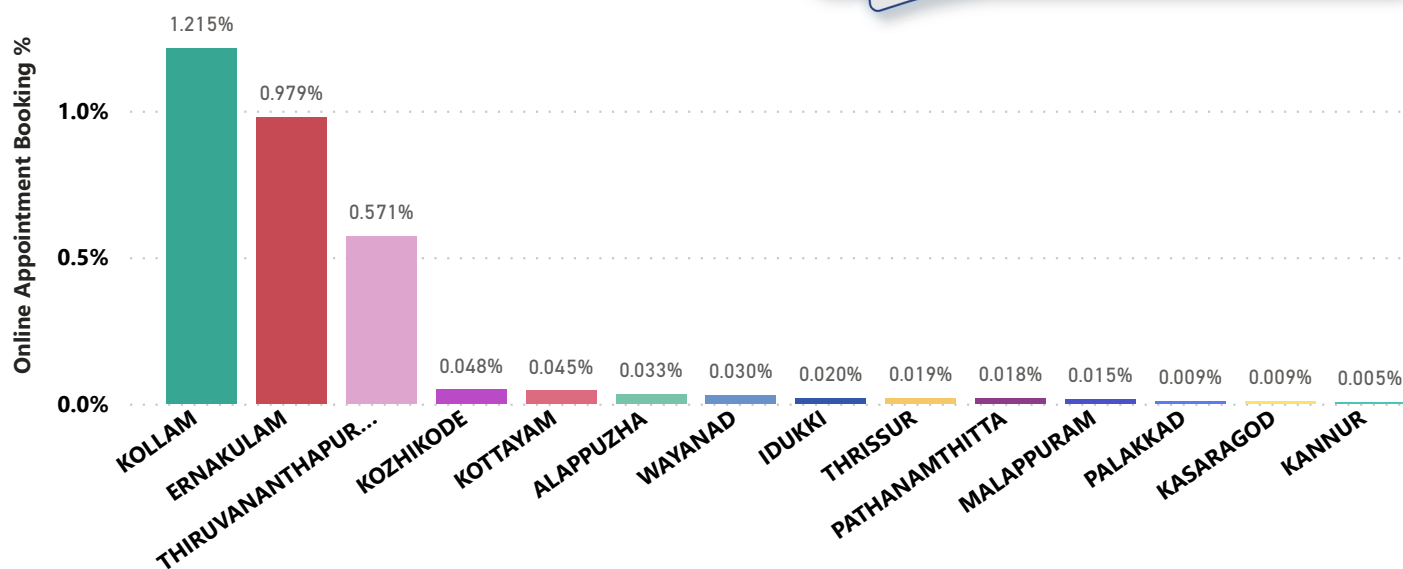
District Name	Live Institutions	Reception	Consultation	Lab	Pharmacy
THIRUVANANTHAPURAM	103	99 (96.1%)	90 (87.4%)	79 (76.7%)	76 (73.8%)
THRISSUR	53	48 (90.6%)	46 (86.8%)	38 (71.7%)	45 (84.9%)
MALAPPURAM	47	34 (72.3%)	19 (40.4%)	13 (27.7%)	12 (25.5%)
PALAKKAD	38	37 (97.4%)	31 (81.6%)	21 (55.3%)	16 (42.1%)
KOZHIKODE	35	29 (82.9%)	18 (51.4%)	13 (37.1%)	15 (42.9%)
ERNAKULAM	34	29 (85.3%)	17 (50.%)	7 (20.6%)	14 (41.2%)
KANNUR	27	26 (96.3%)	15 (55.6%)	11 (40.7%)	9 (33.3%)
KOLLAM	22	22 (100.%)	22 (100.%)	22 (100.%)	22 (100.%)
KOTTAYAM	22	21 (95.5%)	20 (90.9%)	14 (63.6%)	20 (90.9%)
KASARAGOD	19	19 (100.%)	17 (89.5%)	11 (57.9%)	15 (78.9%)
ALAPPUZHA	18	16 (88.9%)	15 (83.3%)	10 (55.6%)	14 (77.8%)
IDUKKI	16	16 (100.%)	16 (100.%)	15 (93.8%)	16 (100.%)
PATHANAMTHITTA	16	15 (93.8%)	15 (93.8%)	9 (56.3%)	10 (62.5%)
WAYANAD	15	14 (93.3%)	13 (86.7%)	14 (93.3%)	11 (73.3%)
Total	465	425 (91.4%)	354 (76.1%)	277 (59.6%)	295 (63.4%)

5. Percentage of Online Appointment Booking in Hospitals

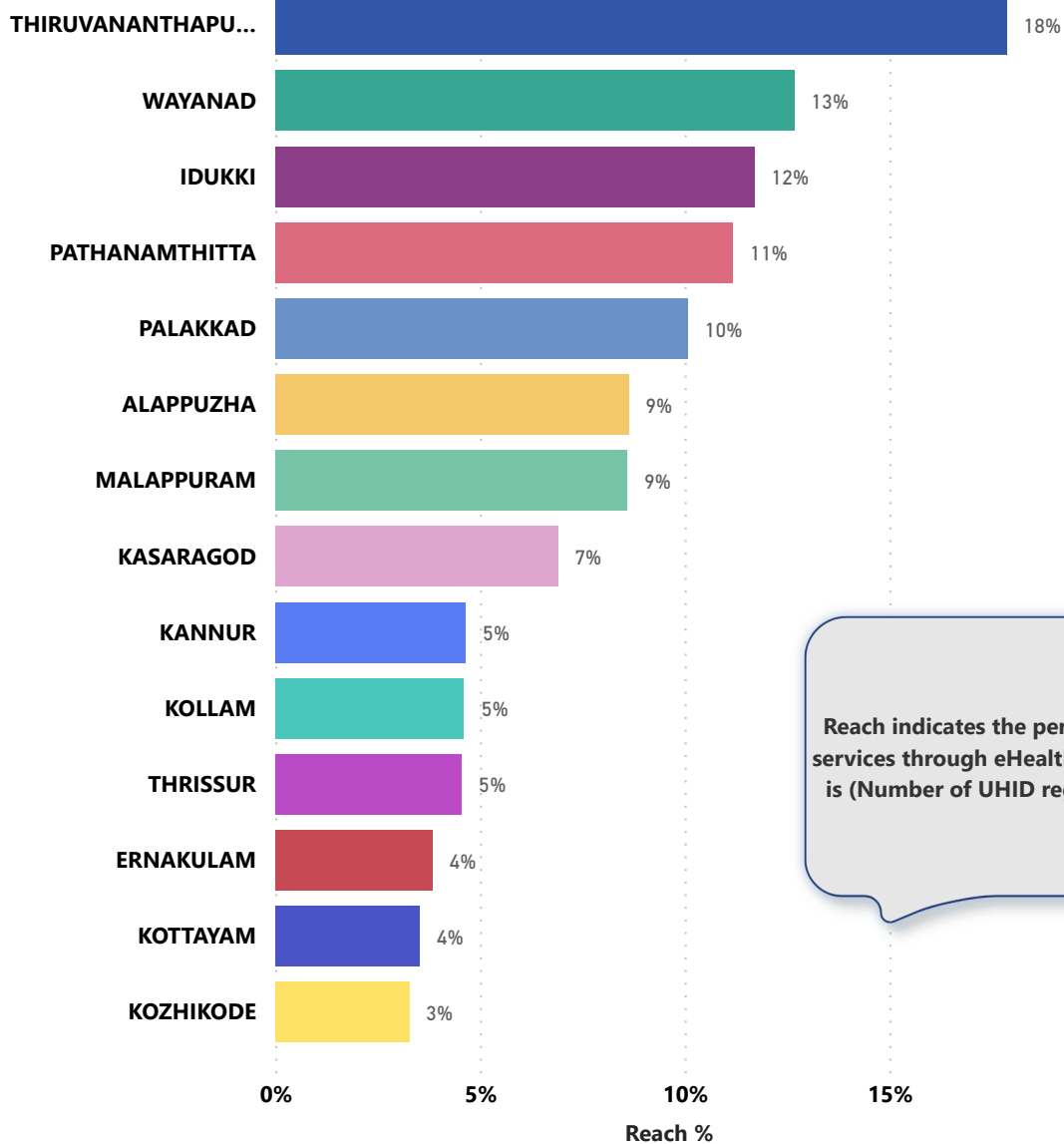
District-wise count of Online appointments taken during the month of August '22. MLP moved from at 7 to 6 position in the case of Online appointments.



District-wise percentage of online appointment booking up on OP visits for the month of August '22. Calculation is performed as (Online Visits / OP Visits) * 100 %.



6. eHealth Performance - Reach



Reach indicates the percentage of population availing services through eHealth. The formula used to calculate is $(\text{Number of UHID registered} / \text{Population}) * 100 \%$.

7. Public Health Survey Status

