

1. eHealth Kerala - Vital Statistics

Live Institutions	38
Medical College Hospitals	1
PHCs/FHCs	36
CHCs	0
DHs/GHs	0
PH Labs	0
Other(Inc Taluk Hospitals)	1



2. Highlights



- The district stands at 5th position in reach rank which indicates UHID registration proportionate to the population.
- Reception Module started in 35 of 36 PHC/FHC institutions.
- District remains at :
- position 6 in UHID Visits (35.89%).



- The Palakkad district stands at position 8(down by 5) in overall performance ranking of districts based on PHCs/FHCs.
- District remains at :
 - - position 9 in Doctor Consultation(65.78%).
 - position 10 in Pharmacy Usage(43.28%).
- The district moved from position 9 to 10 in online appointment booking.
- The district is at position 9 in house survey completion(.77%) and at position 7 in member survey completion(0.07%).




3. eHealth - District Ranking Matrix Based on Performance of PHCs/FHCs

The ranking matrix showcase the district performance in providing eHealth services through PHCs/FHCs based on five different parameters. These parameters include whether the reception module is started or not, UHID Visits, Doctor Consultation, Pharmacy Usage and Lab Usage. Based on the ranking, the districts are classified into three broad categories, the best performing districts, the average performing districts and the low performing districts.

The best performing districts should strive to continue to remain in the same position, whereas the average performing as well as the low performing districts should strive to reach to the 'top four' league.

The ranking matrix for the month of August '22 is given below:

District	Rank
KOLLAM	1
WAYANAD	2
PATHANAMTHITTA	3
ALAPPUZHA	4
IDUKKI	4
THIRUVANANTHAPURAM	5
KOTTAYAM	6
THRISSUR	7
PALAKKAD	8
KANNUR	9
KOZHIKODE	9
ERNAKULAM	10
KASARAGOD	11
MALAPPURAM	12

 Best performing
 Average performing
 Low performing

3. eHealth - Institution Level Ranking of PHCs/FHCs

Hospital	Rank
Family Health Centre Kavassery	1
Family Health Centre Ozhalapathy	1
Family Health Centre Puthucode	2
Family Health Centre Kizhakkencherry	3
Family Health Centre Mathur	3
Family Health Centre Peruvemba	3
Family Health Centre Vaniyamkulam	3
Family Health Centre Vannamada	3
Family Health Centre Kalladikode	4
Family Health Centre Mankara	4
Family Health Centre Kuthanur	5
Family Health Centre Nellya	5
Family Health Centre Pudur	5
Family Health Centre Sreekrishnapuram	5
Family Health Centre Vandazhi	5
Family Health Centre Adakkaputhur	6
Family Health Centre Anakkatty	6
Family Health Centre Keralassery	7
Family Health Centre Parli	8
Family Health Centre Pookottukavu	8
Family Health Centre Pallipuram Palakkad	9
Family Health Centre Peringottukurissi	9
Family Health Centre Kanhirapuzha	10
Family Health Centre Kumaranellur	11
Family Health Centre Kumbidi	11
Family Health Centre Mannur	11
Family Health Centre Ayalur	12
Family Health Centre Chalavara	12
Family Health Centre Elambulassery	12
Family Health Centre Kappoor	12
Family Health Centre Kollengode	12
Family Health Centre Kunissery	12
Family Health Centre Nanniode	12
Family Health Centre Pallassana	12
Family Health Centre Pattithara	12

3.1 eHealth Performance - Reception Module

Reception Module is considered to be functional in a PHC/FHC only if the number of total visits for the month is of minimum 500.

Out of 36 PHC/FHCs, 35 institutions started Reception Module .

District	PHC/FHC Count	PHC/FHC with Reception	% of PHC/FHC with Reception
IDUKKI	15	15	100.00%
KOLLAM	18	18	100.00%
PATHANAMTHITTA	16	16	100.00%
THIRUVANANTHAPURAM	60	59	98.00%
PALAKKAD	36	35	97.00%
KANNUR	23	22	96.00%
KOTTAYAM	20	19	95.00%
KASARAGOD	17	16	94.00%
WAYANAD	14	13	93.00%
ERNAKULAM	28	25	89.00%
ALAPPUZHA	15	13	87.00%
THRISSUR	45	39	87.00%
KOZHIKODE	22	19	86.00%
MALAPPURAM	41	28	68.00%

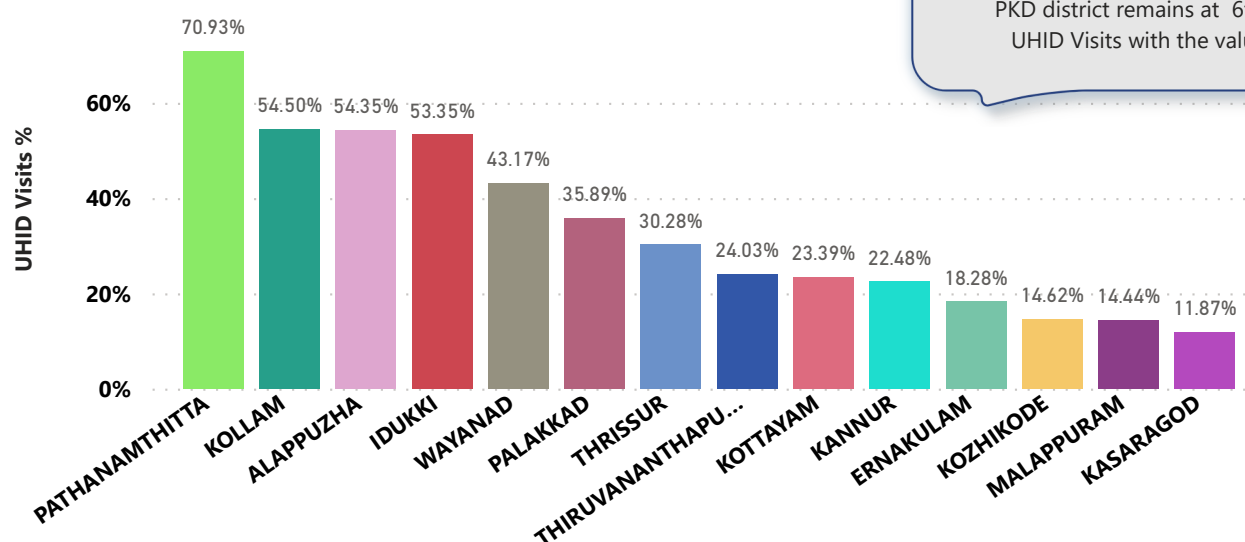
Institutions where the reception module is either not started or not using

Hospital Name

Family Health Centre Vellinezhi

3.2 e-Health Performance - UHID Visits

UHID Visit % is calculated as (UHID Visits / Total Visit) *100

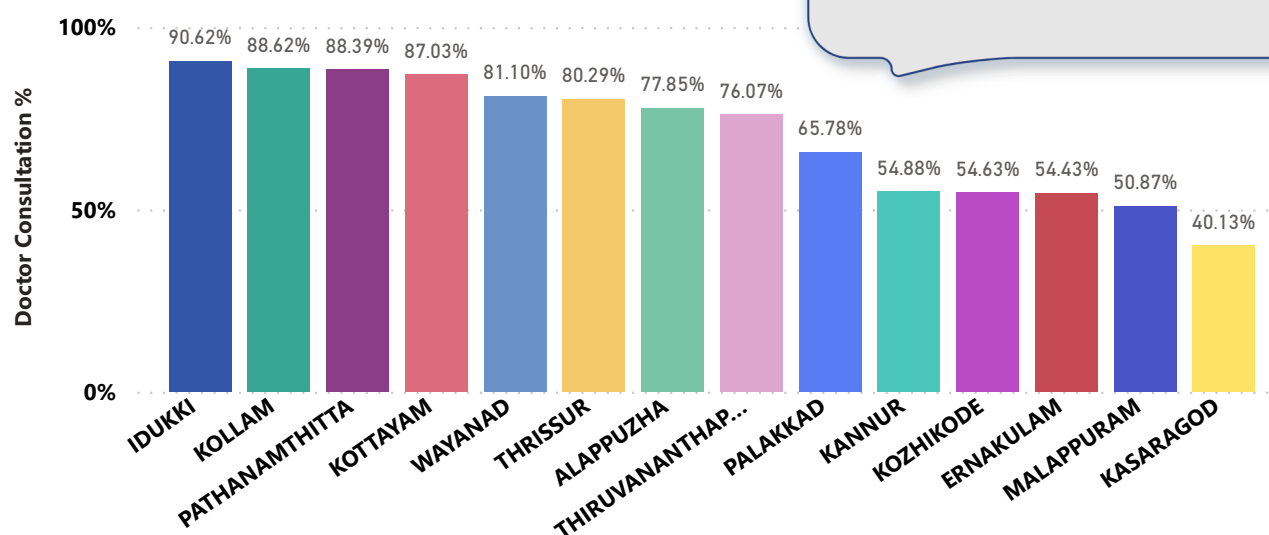


PHCs/FHCs based on UHID Visits

Hospital	UHID Visit %
Family Health Centre Kavassery	84.00%
Family Health Centre Pallipuram Palakkad	78.00%
Family Health Centre Kuthanur	73.00%
Family Health Centre Kizhakkencherry	72.00%
Family Health Centre Vaniyamkulam	71.00%
Family Health Centre Peruvemba	67.00%
Family Health Centre Keralassery	65.00%
Family Health Centre Ozhalapathy	64.00%
Family Health Centre Puthucode	59.00%
Family Health Centre Mankara	56.00%
Family Health Centre Vandazhi	48.00%
Family Health Centre Peringottukurissi	46.00%
Family Health Centre Vannamada	44.00%
Family Health Centre Nellya	39.00%
Family Health Centre Mathur	37.00%

Hospital	UHID Visit %
Family Health Centre Kollengode	2.00%
Family Health Centre Kalladikode	6.00%
Family Health Centre Pudur	11.00%
Family Health Centre Ayalur	13.00%
Family Health Centre Pookottukavu	13.00%
Family Health Centre Nanniode	18.00%
Family Health Centre Adakkaputhur	22.00%
Family Health Centre Sreekrishnapuram	23.00%
Family Health Centre Mannur	28.00%
Family Health Centre Parli	32.00%
Family Health Centre Kumbidi	34.00%
Family Health Centre Kanhirapuzha	36.00%
Family Health Centre	36.00%

3.3 e-Health Performance - Doctor Consultation



Doctor Consultation Percentage in PHCs/FHCs

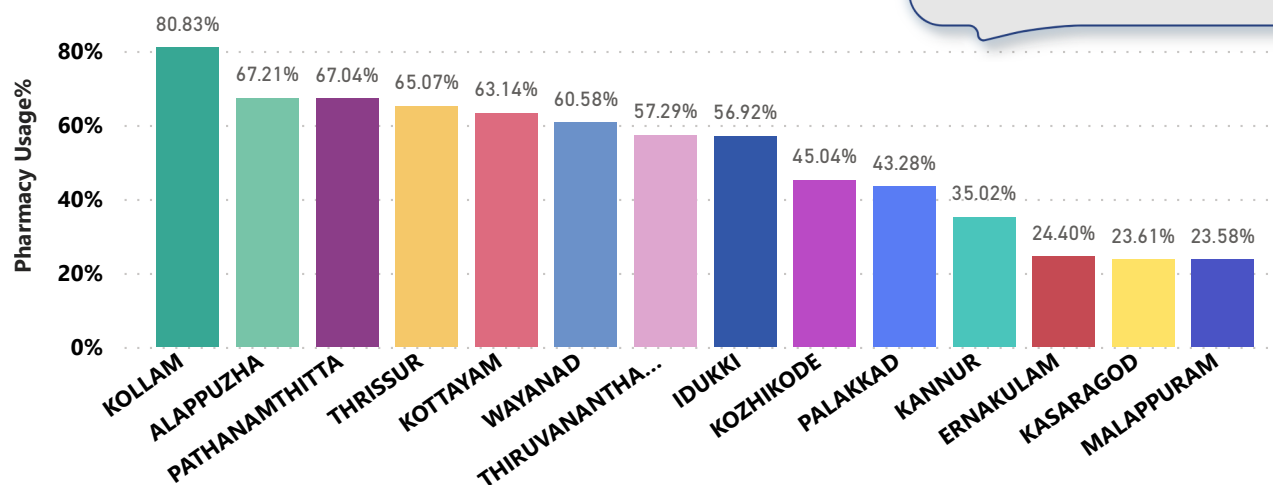
Hospital	Doctor Consultation %
Family Health Centre Peruvemba	99.84%
Family Health Centre Adakkaputhur	99.78%
Family Health Centre Kizhakkencherry	99.73%
Family Health Centre Vaniyamkulam	99.69%
Family Health Centre Vandazhi	99.46%
Family Health Centre Sreekrishnapuram	99.31%
Family Health Centre Mathur	99.26%
Family Health Centre Pookottukavu	98.69%
Family Health Centre Ozhalapathy	98.54%
Family Health Centre Kavassery	98.08%
Family Health Centre Nellaya	97.48%
Family Health Centre Kalladikode	96.74%
Family Health Centre Vannamada	94.03%

Hospital	Doctor Consultation %
Family Health Centre Kumbidi	0.00%
Family Health Centre Nanniode	0.00%
Family Health Centre Kollengode	0.90%
Family Health Centre Kumaranellur	14.68%
Family Health Centre Pallipuram Palakkad	16.29%
Family Health Centre Ayalur	21.17%
Family Health Centre Mannur	24.92%
Family Health Centre Peringottukurissi	56.41%
Family Health Centre Kanhirapuzha	72.07%
Family Health Centre Mankara	83.82%
Family Health Centre Kuthanur	83.93%
Family Health Centre Keralassery	87.73%
Family Health Centre Parli	90.45%
Family Health Centre Puthucode	92.99%

3.4 e-Health Performance - Pharmacy Usage in PHCs/FHCs

Pharmacy usage is calculated as (Pharmacy Prescription Count / Total Visits) * 100

Palakkad district remains at 10th position in Pharmacy Usage with 43.28%



Pharmacy Usage in PHCs/FHCs

Hospital	Pharmacy Usage %
Family Health Centre Kavassery	93.00%
Family Health Centre Vandazhi	93.00%
Family Health Centre Peruvemba	92.00%
Family Health Centre Kalladikode	91.00%
Family Health Centre Ozhalapathy	91.00%
Family Health Centre Vaniyamkulam	91.00%
Family Health Centre Nellaya	90.00%
Family Health Centre Kizhakkencherry	89.00%
Family Health Centre Mathur	89.00%
Family Health Centre Mankara	88.00%
Family Health Centre Sreekrishnapuram	88.00%
Family Health Centre Puthucode	84.00%
Family Health Centre Pudur	81.00%
Family Health Centre Kuthanur	77.00%

Hospital	Pharmacy Usage %
Family Health Centre Adakkaputhur	0.00%
Family Health Centre Ayalur	0.00%
Family Health Centre Kanhipapuzha	0.00%
Family Health Centre Keralassery	0.00%
Family Health Centre Kollengode	0.00%
Family Health Centre Kumaranellur	0.00%
Family Health Centre Kumbidi	0.00%
Family Health Centre Mannur	0.00%
Family Health Centre Nannioode	0.00%
Family Health Centre Pallipuram Palakkad	0.00%
Family Health Centre Parli	0.00%
Family Health Centre Peringottukurissi	0.00%
Family Health Centre Pookottukavu	0.00%
Family Health Centre Vannamada	68.00%

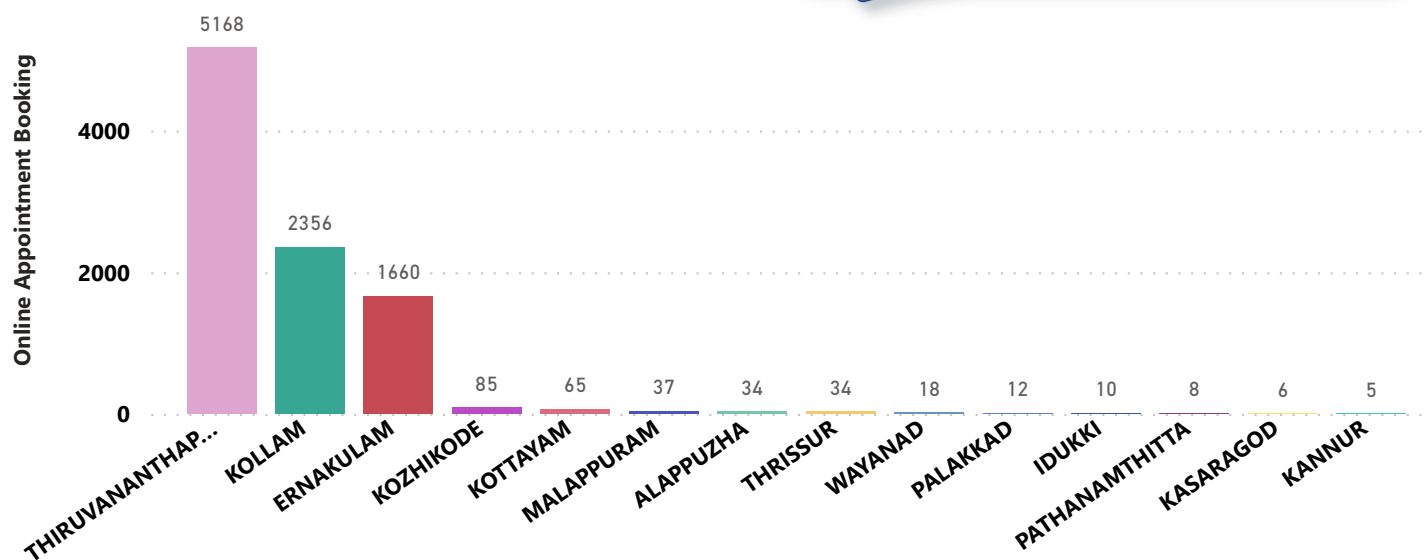
4. Status of Modules started in Hospitals

District wise status of live institutions and the count of various modules [Reception, OP Consultation, Lab, Pharmacy] started.

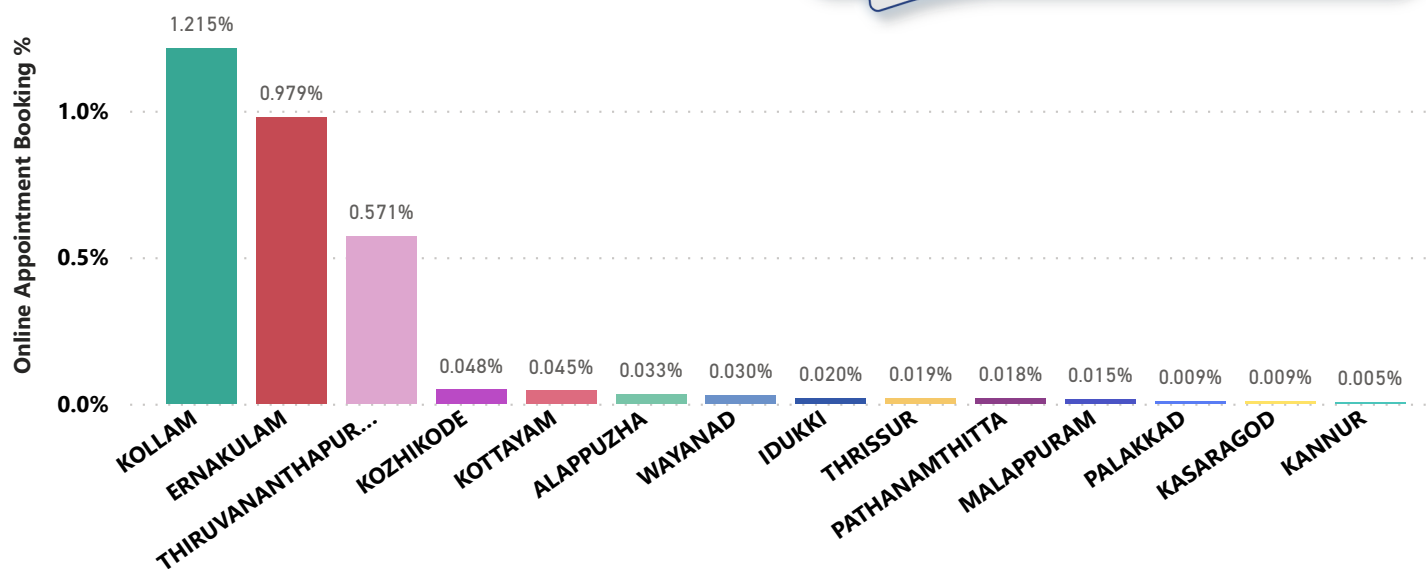
District Name	Live Institutions	Reception	Consultation	Lab	Pharmacy
THIRUVANANTHAPURAM	103	99 (96.1%)	90 (87.4%)	79 (76.7%)	76 (73.8%)
THRISSUR	53	48 (90.6%)	46 (86.8%)	38 (71.7%)	45 (84.9%)
MALAPPURAM	47	34 (72.3%)	19 (40.4%)	13 (27.7%)	12 (25.5%)
PALAKKAD	38	37 (97.4%)	31 (81.6%)	21 (55.3%)	16 (42.1%)
KOZHIKODE	35	29 (82.9%)	18 (51.4%)	13 (37.1%)	15 (42.9%)
ERNAKULAM	34	29 (85.3%)	17 (50.%)	7 (20.6%)	14 (41.2%)
KANNUR	27	26 (96.3%)	15 (55.6%)	11 (40.7%)	9 (33.3%)
KOLLAM	22	22 (100.%)	22 (100.%)	22 (100.%)	22 (100.%)
KOTTAYAM	22	21 (95.5%)	20 (90.9%)	14 (63.6%)	20 (90.9%)
KASARAGOD	19	19 (100.%)	17 (89.5%)	11 (57.9%)	15 (78.9%)
ALAPPUZHA	18	16 (88.9%)	15 (83.3%)	10 (55.6%)	14 (77.8%)
IDUKKI	16	16 (100.%)	16 (100.%)	15 (93.8%)	16 (100.%)
PATHANAMTHITTA	16	15 (93.8%)	15 (93.8%)	9 (56.3%)	10 (62.5%)
WAYANAD	15	14 (93.3%)	13 (86.7%)	14 (93.3%)	11 (73.3%)
Total	465	425 (91.4%)	354 (76.1%)	277 (59.6%)	295 (63.4%)

5. Percentage of Online Appointment Booking in Hospitals

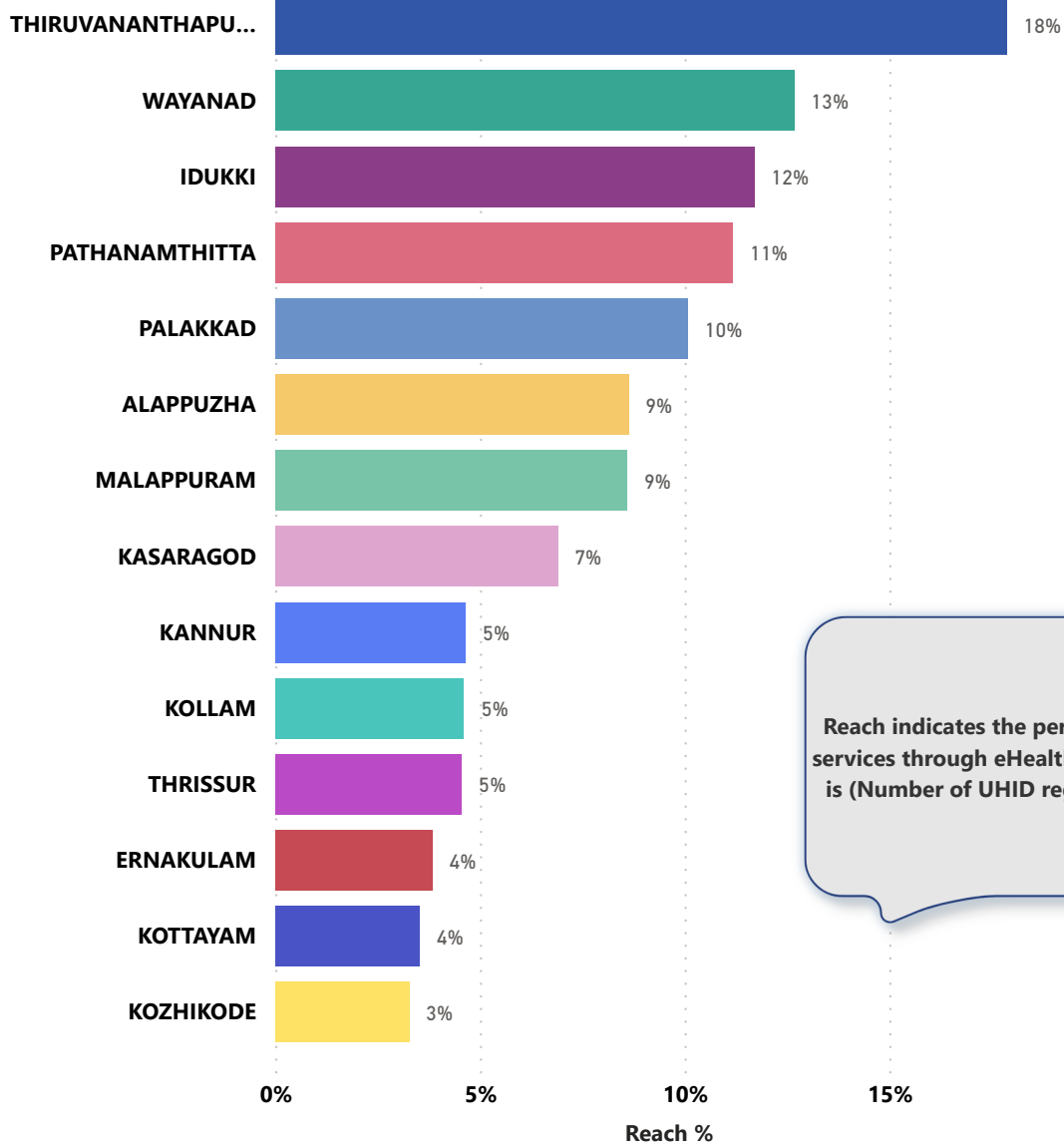
District-wise count of Online appointments taken during the month of August '22. PKD moved from 9th to 10th position in Online appointments.



District-wise percentage of online appointment booking up on OP visits for the month of August '22. Calculation is performed as $(\text{Online Visits} / \text{OP Visits}) * 100 \%$.



6. eHealth Performance - Reach



Reach indicates the percentage of population availing services through eHealth. The formula used to calculate is $(\text{Number of UHID registered} / \text{Population}) * 100 \%$.

7. Public Health Survey Status

