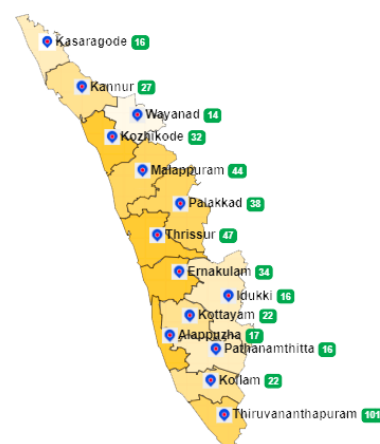


## 1. eHealth Kerala - Vital Statistics

<b>Live Institutions</b>	16
<b>Medical College Hospitals</b>	0
<b>PHCs/FHCs</b>	16
<b>CHCs</b>	0
<b>DHs/GHs</b>	0
<b>PH Labs</b>	0
<b>Other(Inc Taluk Hospitals)</b>	0



## 2. Highlights



- Reception module started in all PHCs/ FHCs of the Pathanamthitta district.
- District is at :
  - position 1 in UHID Visits (71%).
  - position 3 in Pharmacy Usage(67%).
- The district is at position 4 in reach rank which indicates UHID registration proportionate to the population.



- The Pathanamthitta district is at position 3(down by 1) in overall performance ranking of districts based on PHCs/FHCs.
- District is at position 3(down by 2) in Doctor Consultation(88%, up by 5%).
- The district is at position 12 in the number of online appointment booking.
- The district is at position 6 in house survey completion(3.36%) and at position 6 in member survey completion(0.1%).

## 3. eHealth - District Ranking Matrix Based on Performance of PHCs/FHCs

The ranking matrix showcase the district performance in providing eHealth services through PHCs/FHCs based on five different parameters. These parameters include whether the reception module is started or not, UHID Visits, Doctor Consultation, Pharmacy Usage and Lab Usage. Based on the ranking, the districts are classified into three broad categories, the best performing districts, the average performing districts and the low performing districts.

The best performing districts should strive to continue to remain in the same position, whereas the average performing as well as the low performing districts should strive to reach to the 'top four' league.

The ranking matrix for the month of August '22 is given below:

District	Rank
KOLLAM	1
WAYANAD	2
PATHANAMTHITTA	3
ALAPPUZHA	4
IDUKKI	4
THIRUVANANTHAPURAM	5
KOTTAYAM	6
THRISSUR	7
PALAKKAD	8
KANNUR	9
KOZHIKODE	9
ERNAKULAM	10
KASARAGOD	11
MALAPPURAM	12

 Best performing  
 Average performing  
 Low performing

## 3. eHealth - Institution Level Ranking of PHCs/FHCs

Hospital	Rank
Family Health Centre Pandalam	1
Family Health Centre Pallickal	2
Family Health Centre Chennerkara	3
Family Health Centre Kizakke Othara	3
Family Health Centre Koipuram	3
Family Health Centre Kottangal	3
Family Health Centre Mezhuveli	4
Family Health Centre Naranammoozhy	4
Family Health Centre Thannithodu	4
Family Health Centre Vadasserikara	4
Family Health Centre Anicad	5
Family Health Centre Kadammanitta	6
Family Health Centre Ezhamkulam	7
Family Health Centre Chandanappally	8
Family Health Centre Chittar	8
Family Health Centre Niranam	8

## 3.1 eHealth Performance - Reception Module

Reception Module is considered to be functional in a PHC/FHC only if the number of total visits for the month is of minimum 500.

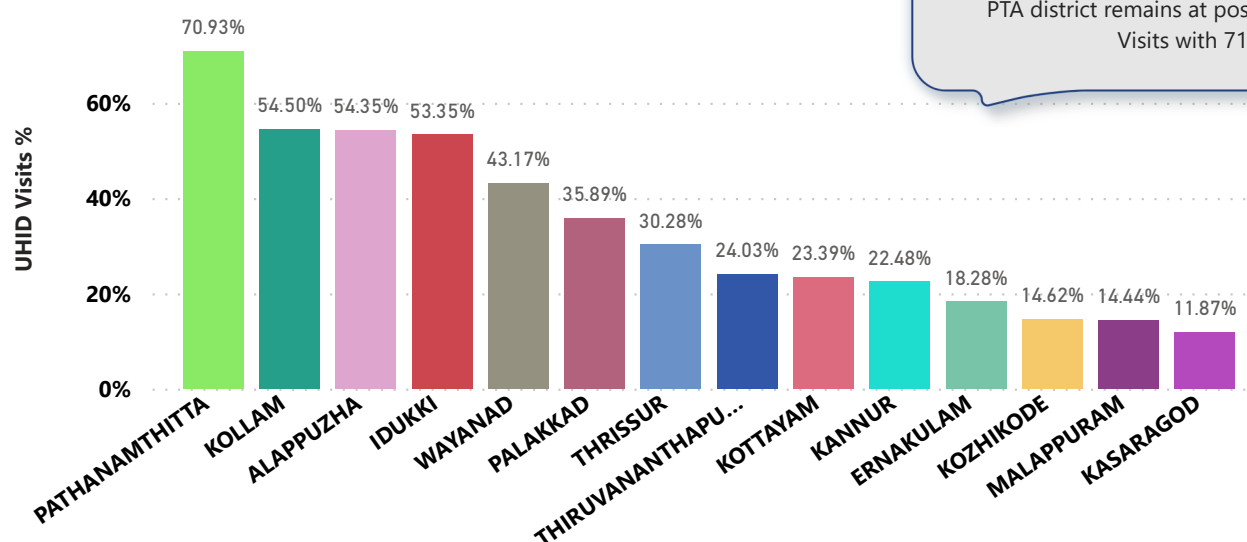
Reception module started in all PHCs/FHCs of the Pathanamthitta district.

District	PHC/FHC Count	PHC/FHC with Reception	% of PHC/FHC with Reception
IDUKKI	15	15	100.00%
KOLLAM	18	18	100.00%
PATHANAMTHITTA	16	16	100.00%
THIRUVANANTHAPURAM	60	59	98.00%
PALAKKAD	36	35	97.00%
KANNUR	23	22	96.00%
KOTTAYAM	20	19	95.00%
KASARAGOD	17	16	94.00%
WAYANAD	14	13	93.00%
ERNAKULAM	28	25	89.00%
ALAPPUZHA	15	13	87.00%
THRISSUR	45	39	87.00%
KOZHIKODE	22	19	86.00%
MALAPPURAM	41	28	68.00%



## 3.2 e-Health Performance - UHID Visits

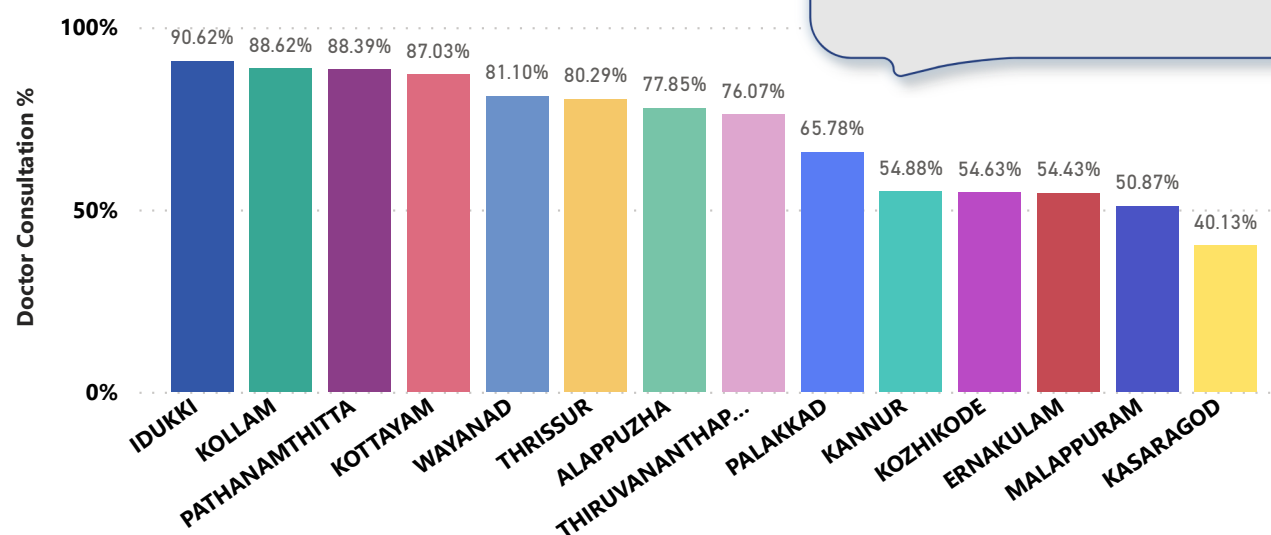
UHID Visit % is calculated as (UHID Visits / Total Visit ) \*100



## PHCs/FHCs based on UHID Visits

Hospital	UHID Visit %
Family Health Centre Pallickal	95.00%
Family Health Centre Naranammoozhy	93.00%
Family Health Centre Thannithodu	87.00%
Family Health Centre Vadasserikara	86.00%
Family Health Centre Kottangal	85.00%
Family Health Centre Anicad	84.00%
Family Health Centre Mezhuveli	79.00%
Family Health Centre Chennerkara	68.00%
Family Health Centre Chittar	65.00%
Family Health Centre Ezhamkulam	65.00%
Family Health Centre Koipuram	64.00%
Family Health Centre Kizakke Othara	61.00%
Family Health Centre Pandalam	61.00%
Family Health Centre Kadammanitta	46.00%
Family Health Centre Niranam	44.00%
Family Health Centre Chandanappally	33.00%

## 3.3 e-Health Performance - Doctor Consultation



PTA district is at position 3(down by 2) in OP consultation with 88%(up by 5%).

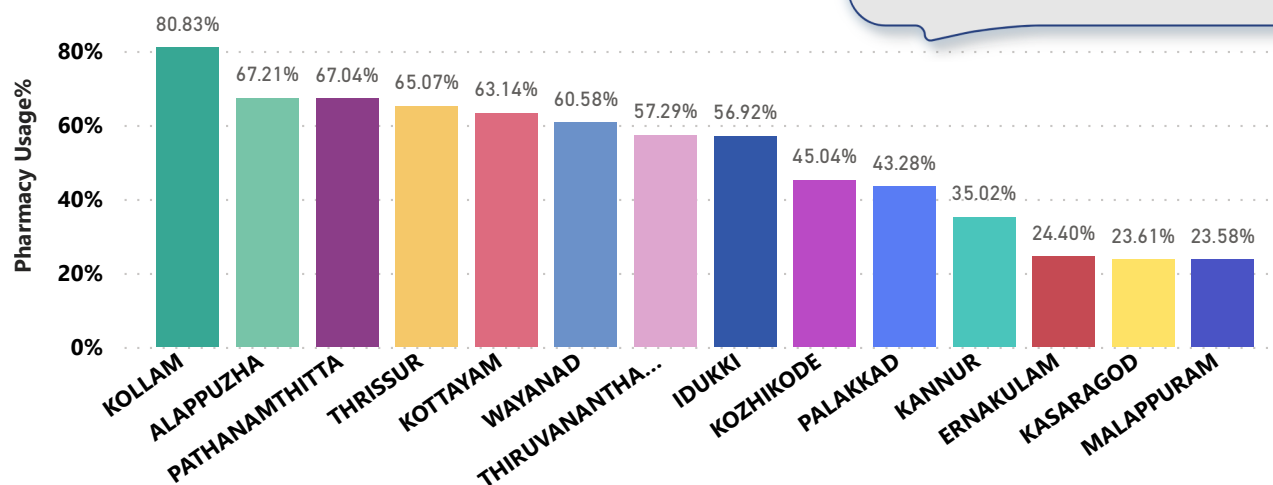
## Doctor Consultation Percentage in PHCs/FHCs

Hospital	Doctor Consultation %
Family Health Centre Mezhuveli	99.71%
Family Health Centre Pallickal	99.64%
Family Health Centre Naranammoozhy	98.79%
Family Health Centre Vadasserikara	98.73%
Family Health Centre Pandalam	98.70%
Family Health Centre Koipuram	98.66%
Family Health Centre Kizakke Othara	98.13%
Family Health Centre Kottangal	97.34%
Family Health Centre Chennerkara	96.15%
Family Health Centre Thannithodu	95.76%
Family Health Centre Anicad	94.46%
Family Health Centre Kadammanitta	91.15%
Family Health Centre Chandanappally	84.95%
Family Health Centre Niranam	65.25%
Family Health Centre Ezhamkulam	65.21%
Family Health Centre Chittar	5.61%

## 3.4 e-Health Performance - Pharmacy Usage in PHCs/FHCs

Pharmacy usage is calculated as (Pharmacy Prescription Count / Total Visits ) \*100

The PTA district stands at position 3 in Pharmacy Usage with 67%.



## Pharmacy Usage in PHCs/FHCs

Hospital	Pharmacy Usage %
Family Health Centre Mezhuveli	95.00%
Family Health Centre Naranammoozhy	93.00%
Family Health Centre Vadasserikara	93.00%
Family Health Centre Kottangal	92.00%
Family Health Centre Thannithodu	92.00%
Family Health Centre Chennerkara	91.00%
Family Health Centre Pallickal	91.00%
Family Health Centre Kizakke Othara	88.00%
Family Health Centre Pandalam	87.00%
Family Health Centre Koipuram	80.00%
Family Health Centre Anicad	0.00%
Family Health Centre Chandanappally	0.00%
Family Health Centre Chittar	0.00%
Family Health Centre Ezhamkulam	0.00%
Family Health Centre Kadammanitta	0.00%
Family Health Centre Niranam	0.00%

## 4. Status of Modules started in Hospitals

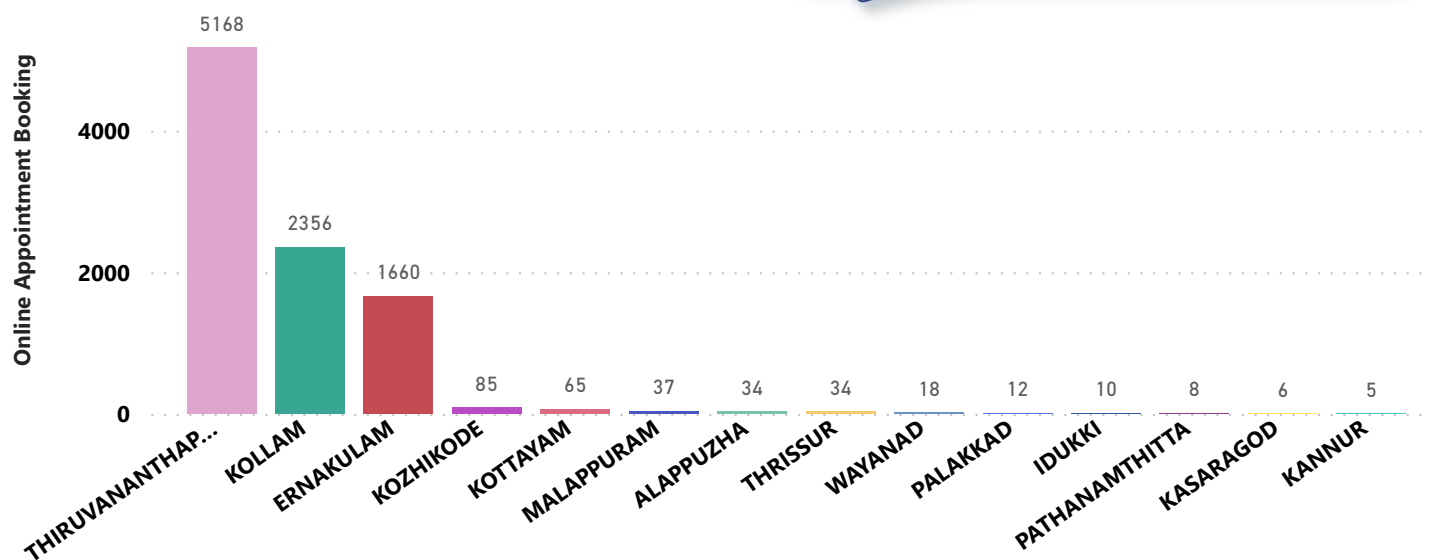
District wise status of live institutions and the count of various modules [Reception, OP Consultation, Lab, Pharmacy] started.

District Name	Live Institutions	Reception	Consultation	Lab	Pharmacy
THIRUVANANTHAPURAM	103	99 (96.1%)	90 (87.4%)	79 (76.7%)	76 (73.8%)
THRISSUR	53	48 (90.6%)	46 (86.8%)	38 (71.7%)	45 (84.9%)
MALAPPURAM	47	34 (72.3%)	19 (40.4%)	13 (27.7%)	12 (25.5%)
PALAKKAD	38	37 (97.4%)	31 (81.6%)	21 (55.3%)	16 (42.1%)
KOZHIKODE	35	29 (82.9%)	18 (51.4%)	13 (37.1%)	15 (42.9%)
ERNAKULAM	34	29 (85.3%)	17 (50.%)	7 (20.6%)	14 (41.2%)
KANNUR	27	26 (96.3%)	15 (55.6%)	11 (40.7%)	9 (33.3%)
KOLLAM	22	22 (100.%)	22 (100.%)	22 (100.%)	22 (100.%)
KOTTAYAM	22	21 (95.5%)	20 (90.9%)	14 (63.6%)	20 (90.9%)
KASARAGOD	19	19 (100.%)	17 (89.5%)	11 (57.9%)	15 (78.9%)
ALAPPUZHA	18	16 (88.9%)	15 (83.3%)	10 (55.6%)	14 (77.8%)
IDUKKI	16	16 (100.%)	16 (100.%)	15 (93.8%)	16 (100.%)
PATHANAMTHITTA	16	15 (93.8%)	15 (93.8%)	9 (56.3%)	10 (62.5%)
WAYANAD	15	14 (93.3%)	13 (86.7%)	14 (93.3%)	11 (73.3%)
<b>Total</b>	<b>465</b>	<b>425 (91.4%)</b>	<b>354 (76.1%)</b>	<b>277 (59.6%)</b>	<b>295 (63.4%)</b>

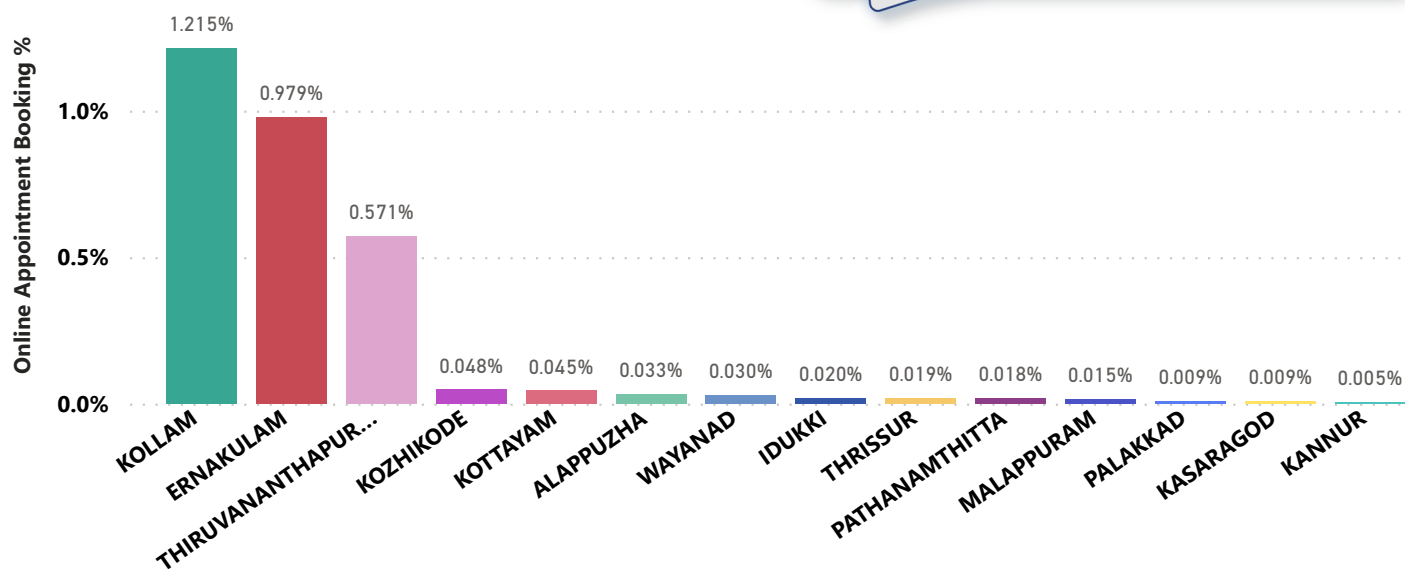


## 5. Percentage of Online Appointment Booking in Hospitals

District-wise count of Online appointments taken during the month of August '22. PTA is at position 12 in online appointments.

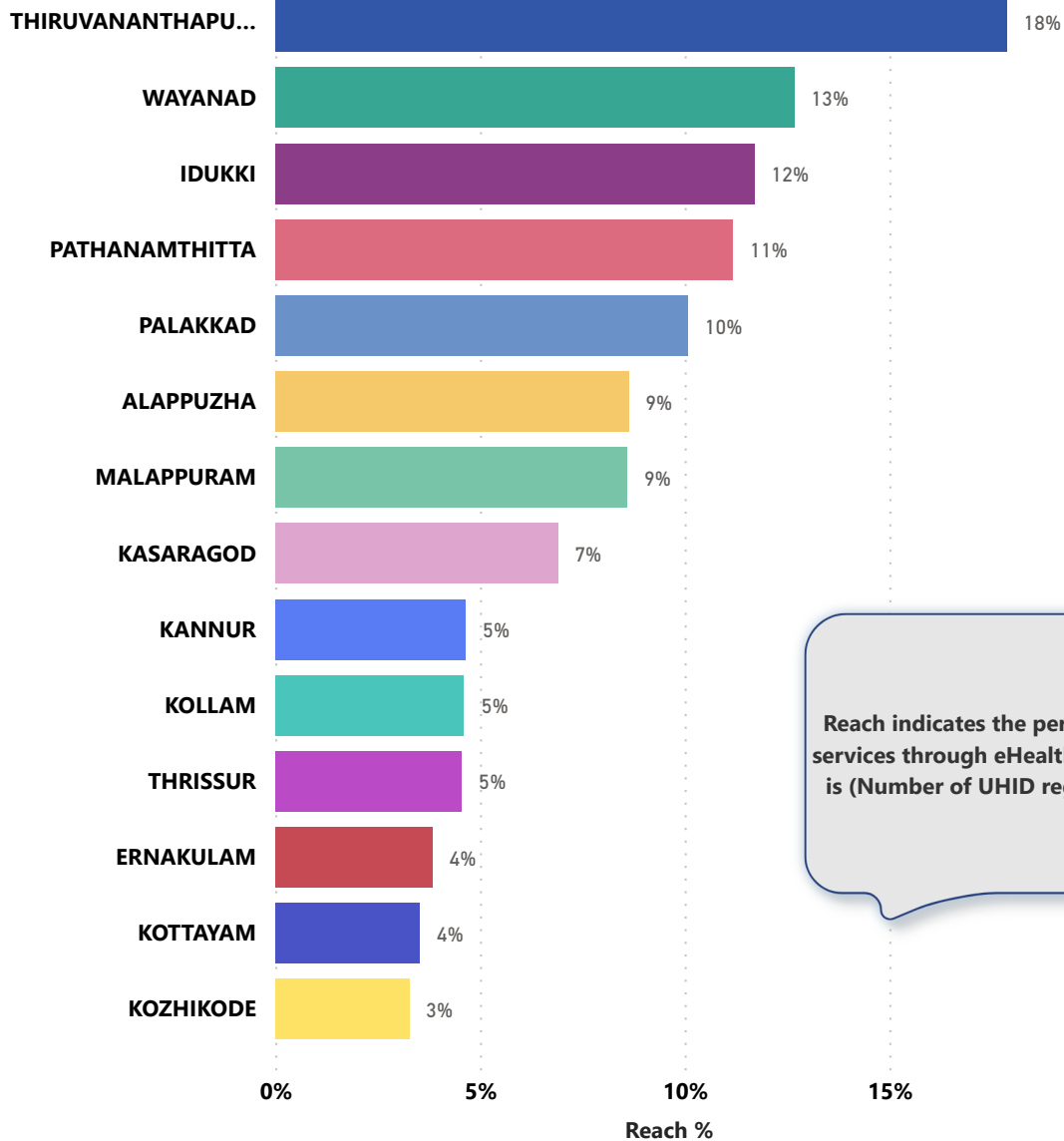


District-wise percentage of online appointment booking up on OP visits for the month of August '22. Calculation is performed as (Online Visits / OP Visits) \* 100 %.





## 6. eHealth Performance - Reach



Reach indicates the percentage of population availing services through eHealth. The formula used to calculate is  $(\text{Number of UHID registered} / \text{Population}) * 100 \%$ .

## 7. Public Health Survey Status

