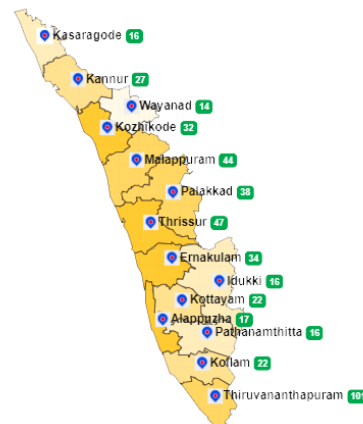


## 1. eHealth Kerala - Vital Statistics

<b>Live Institutions</b>	465
<b>Medical College Hospitals</b>	12
<b>PHCs/FHCs</b>	371
<b>CHCs</b>	22
<b>DHs/GHs</b>	6
<b>PH Labs</b>	1
<b>Other(Inc Taluk Hospitals)</b>	53



## 2. Highlights



- eHealth rolled out in 10 new institutions during the month of August' 22.
- Kollam district remains top in overall ranking based on district performance in providing eHealth services through PHCs/FHCs.
- All PHCs/FHCs are functional in Kollam, Pathanamthitta and Idukki district(100%).
- Highest percentage of UHID Visits was recorded in Pathanamthitta district(nearly 71%).
- Highest percentage of Doctor consultation was recorded in Idukki district followed by Kollam, Pathanamthitta and kottayam districts.
- Highest percentage of Pharmacy Usage was recorded in Kollam district(nearly 81%).
- Thiruvanthapuram district remains at top position in the number of online appointments booking followed by Kollam and Ernakulam.



- Malappuram district remains at the last position in overall performance ranking of districts based on PHCs/FHCs.
- Lowest percentage of UHID Visits was recorded in Kasaragod district (nearly 12%).
- Lowest percentage of Doctor Consultation was recorded in Kasaragod district(nearly 40%).
- Lowest percentage of Pharmacy Usage was recorded in Malappuram and Kasaragod districts.
- House survey completion status is less than 5% for majority of the districts, except Thiruvananthapuram(57%),Idukki(43%), Thrissur (42%) and Kannur(31%).
- Member survey completion status is less than 1% for all districts except Thiruvananthapuram ( 3%).

## 3. eHealth - District Ranking Matrix Based on Performance of PHCs/FHCs

The ranking matrix showcase the district performance in providing eHealth services through PHCs/FHCs based on five different parameters. These parameters include whether the reception module is started or not, UHID Visits, Doctor Consultation, Pharmacy Usage and Lab Usage. Based on the ranking, the districts are classified into three broad categories, the best performing districts, the average performing districts and the low performing districts.

The best performing districts should strive to continue to remain in the same position, whereas the average performing as well as the low performing districts should strive to reach to the 'top four' league.

The ranking matrix for the month of August '22 is given below:

District	Rank
KOLLAM	1
WAYANAD	2
PATHANAMTHITTA	3
ALAPPUZHA	4
IDUKKI	4
THIRUVANANTHAPURAM	5
KOTTAYAM	6
THRISSUR	7
PALAKKAD	8
KANNUR	9
KOZHIKODE	9
ERNAKULAM	10
KASARAGOD	11
MALAPPURAM	12

 Best performing  
 Average performing  
 Low performing

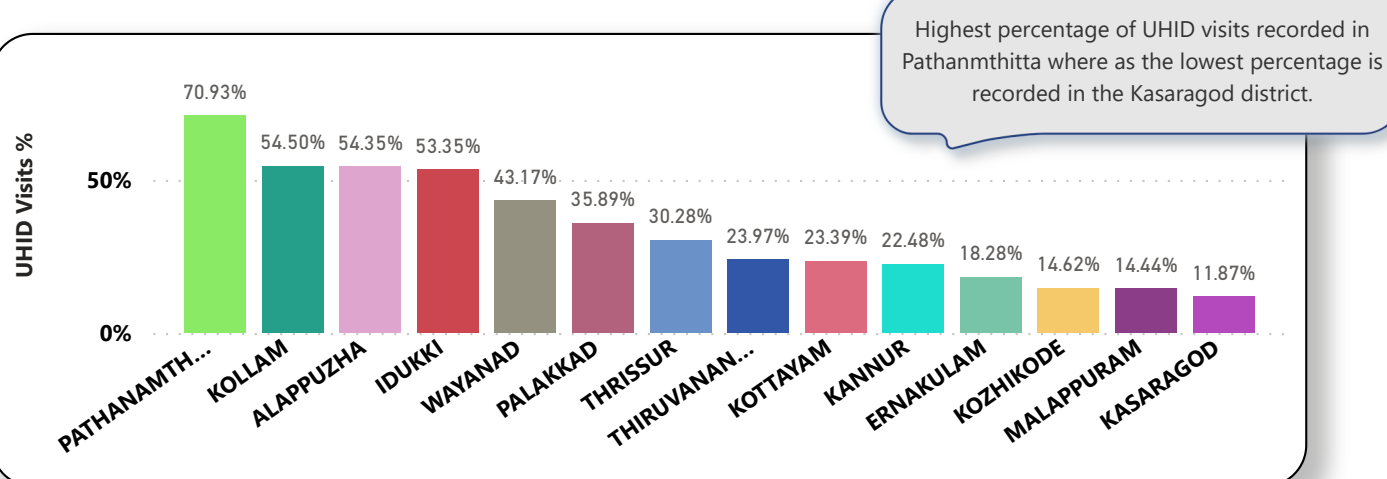
## 3.1 eHealth Performance - Reception Module

Reception Module is considered to be functional in a PHC/FHC only if the number of total visits for the month is of minimum 500.

District	PHC/FHC Count	PHC/FHC with Reception	% PHC/FHC with Reception
IDUKKI	15	15	100.00%
KOLLAM	18	18	100.00%
PATHANAMTHITTA	16	16	100.00%
THIRUVANANTHAPURAM	60	59	98.00%
PALAKKAD	36	35	97.00%
KANNUR	23	22	96.00%
KOTTAYAM	20	19	95.00%
KASARAGOD	17	16	94.00%
WAYANAD	14	13	93.00%
ERNAKULAM	28	25	89.00%
ALAPPUZHA	15	13	87.00%
THRISSUR	45	39	87.00%
KOZHIKODE	22	19	86.00%
MALAPPURAM	41	28	68.00%

## 3.2 e-Health Performance - UHID Visits

UHID Visit % is calculated as (UHID Visits / Total Visit ) \*100



## PHCs/FHCs based on UHID Visits

Hospital	UHID Visits %	District
FAMILY HEALTH CENTRE MAZHUVANNOOR	100.00%	ERNAKULAM
FAMILY HEALTH CENTRE MELOOR	99.00%	THRISSUR
FAMILY HEALTH CENTRE MELOOR	98.00%	THRISSUR
FAMILY HEALTH CENTRE PALICKAL	96.00%	PATHANAMTHITTA
FAMILY HEALTH CENTRE PALICKAL	95.00%	PATHANAMTHITTA
FAMILY HEALTH CENTRE PALICKAL	94.00%	PATHANAMTHITTA
FAMILY HEALTH CENTRE THIRUMARADY	94.00%	ERNAKULAM
FAMILY HEALTH CENTRE KOTTANGAL	93.00%	PATHANAMTHITTA
FAMILY HEALTH CENTRE NARANAMMOOZHY	93.00%	PATHANAMTHITTA
FAMILY HEALTH CENTRE PALICKAL	93.00%	PATHANAMTHITTA

UHID Visit % sorted in descending order.

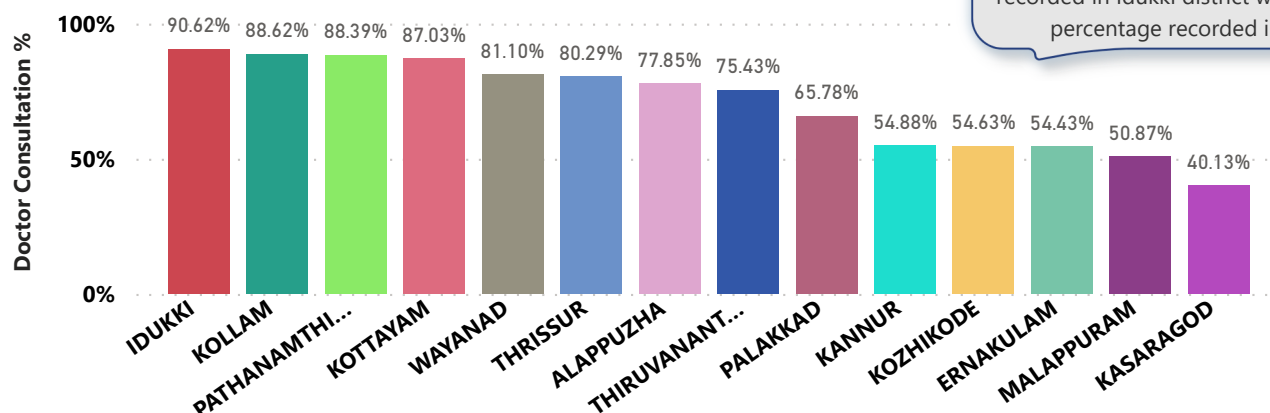
Hospital	UHID Visits %	District
FAMILY HEALTH CENTRE CHALIYAM	1.00%	KOZHIKODE
FAMILY HEALTH CENTRE CHEMMARUTHY	1.00%	THIRUVANANTHAPURAM
FAMILY HEALTH CENTRE CHOWARA	1.00%	ERNAKULAM
FAMILY HEALTH CENTRE PANGAPARA INTEGRATED	1.00%	THIRUVANANTHAPURAM
FAMILY HEALTH CENTRE PONMALA	1.00%	MALAPPURAM
FAMILY HEALTH CENTRE RAMANATUKARA	1.00%	KOZHIKODE
FAMILY HEALTH CENTRE AROOR	2.00%	ALAPPUZHA
FAMILY HEALTH CENTRE BALARAMAPURAM	2.00%	THIRUVANANTHAPURAM
FAMILY HEALTH CENTRE CHATTANCHAL	2.00%	KASARAGOD
FAMILY HEALTH CENTRE CHEMBOOR	2.00%	THIRUVANANTHAPURAM

UHID Visit % sorted in ascending order.



## 3.3 e-Health Performance - Doctor Consultation

Doctor Consultation % is calculated as (OP Consultation count / OP Visit Count) \*100



## Doctor Consultation Percentage in PHCs/FHCs

Hospital	Doctor Consultation %	District
FAMILY HEALTH CENTRE BRAHMAMANGALAM	99.91%	KOTTAYAM
FAMILY HEALTH CENTRE ANAPUZHA	99.89%	THRISSUR
FAMILY HEALTH CENTRE EROOR	99.88%	ERNAKULAM
FAMILY HEALTH CENTRE CHENKAL	99.88%	THIRUVANANTHAPURAM
FAMILY HEALTH CENTRE AMACHAL NEW	99.86%	THIRUVANANTHAPURAM
FAMILY HEALTH CENTRE KANKOL ALAPPADAMBA	99.86%	KANNUR
FAMILY HEALTH CENTRE IRINGAL KOTTAKKAL	99.82%	KOZHIKODE
FAMILY HEALTH CENTRE POOZHANAD	99.82%	THIRUVANANTHAPURAM
FAMILY HEALTH CENTRE POYYA	99.80%	THRISSUR
FAMILY HEALTH CENTRE VAZHIKKADAVU	99.79%	MALAPPURAM

Doctor Consultation % sorted in descending order.

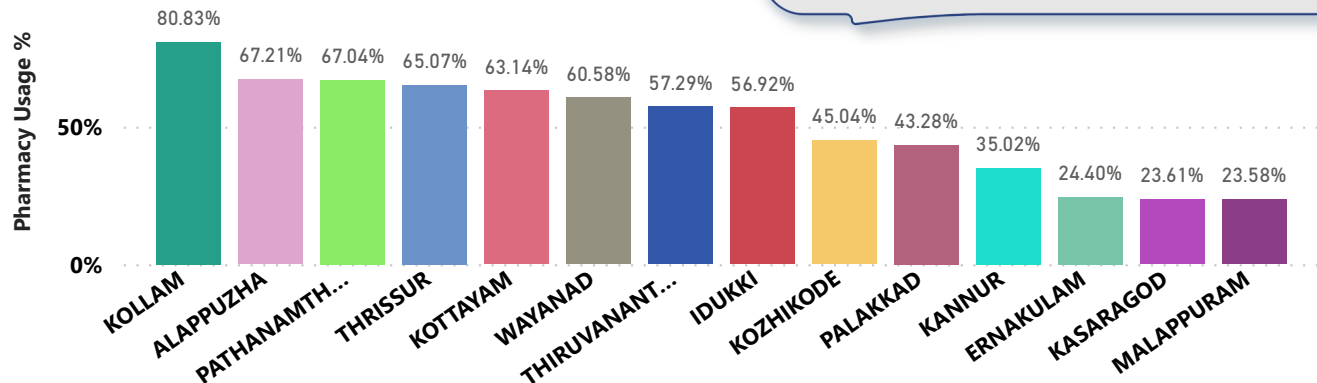
Hospital	Doctor Consultation %	District
FAMILY HEALTH CENTRE MOGRALPUTHUR	3.07%	KASARAGOD
FAMILY HEALTH CENTRE THIRUNAVAYA	3.26%	MALAPPURAM
FAMILY HEALTH CENTRE PULINGOME	3.74%	KANNUR
FAMILY HEALTH CENTRE KOLLENGODE	3.78%	PALAKKAD
FAMILY HEALTH CENTRE KARINDALAM	4.93%	KASARAGOD
FAMILY HEALTH CENTRE VAZHAKKAD	5.27%	MALAPPURAM
FAMILY HEALTH CENTRE PATTUVAM	5.75%	KANNUR
FAMILY HEALTH CENTRE VEMBELLUR	5.85%	THRISSUR
FAMILY HEALTH CENTRE KUTTAMPUZHA	6.04%	ERNAKULAM
FAMILY HEALTH CENTRE KALLIASSERY	6.15%	KANNUR

Doctor Consultation % sorted in ascending order.

## 3.4 e-Health Performance - Pharmacy Usage in PHCs/FHCs

Pharmacy usage is calculated as (Pharmacy Prescription Count / Total Visits) \*100

Highest percentage of pharmacy usage was recorded in Kollam district and lowest percentage is recorded in Malappuram.



## Pharmacy Usage in PHCs/FHCs

Hospital	Pharmacy Usage %	District
FAMILY HEALTH CENTRE UDAYANAPURAM	103.00%	KOTTAYAM
FAMILY HEALTH CENTRE BRAHMAMANGALAM	100.00%	KOTTAYAM
FAMILY HEALTH CENTRE POYYA	100.00%	THRISSUR
FAMILY HEALTH CENTRE PANACHIKKADU	97.00%	KOTTAYAM
FAMILY HEALTH CENTRE ATHOLI	96.00%	KOZHIKODE
FAMILY HEALTH CENTRE PULIKKAL	96.00%	MALAPPURAM
FAMILY HEALTH CENTRE VADAKARA	96.00%	KOZHIKODE
FAMILY HEALTH CENTRE NARANAMMOOZH	95.00%	PATHANAMTHITTA
FAMILY HEALTH CENTRE PARAPPANANGADI	95.00%	MALAPPURAM
FAMILY HEALTH CENTRE PUNNAPRA NORTH	95.00%	ALAPPUZHA

Pharmacy Usage % sorted in descending order.

Hospital	Pharmacy Usage %	District
FAMILY HEALTH CENTRE ADAKKAPUTHUR	0.00%	PALAKKAD
FAMILY HEALTH CENTRE ALAKODE	0.00%	IDUKKI
FAMILY HEALTH CENTRE ANICAD	0.00%	PATHANAMTHITTA
FAMILY HEALTH CENTRE ANJARAKKANDY	0.00%	KANNUR
FAMILY HEALTH CENTRE AYALUR	0.00%	PALAKKAD
FAMILY HEALTH CENTRE CHALIYAR	0.00%	MALAPPURAM
FAMILY HEALTH CENTRE CHEERAL	0.00%	WAYANAD
FAMILY HEALTH CENTRE CHERUKUNNU THARA	0.00%	KANNUR
FAMILY HEALTH CENTRE CHETHALAYAM	0.00%	WAYANAD
FAMILY HEALTH CENTRE CHIRAKKAL	0.00%	KANNUR

Pharmacy Usage % sorted in ascending order.

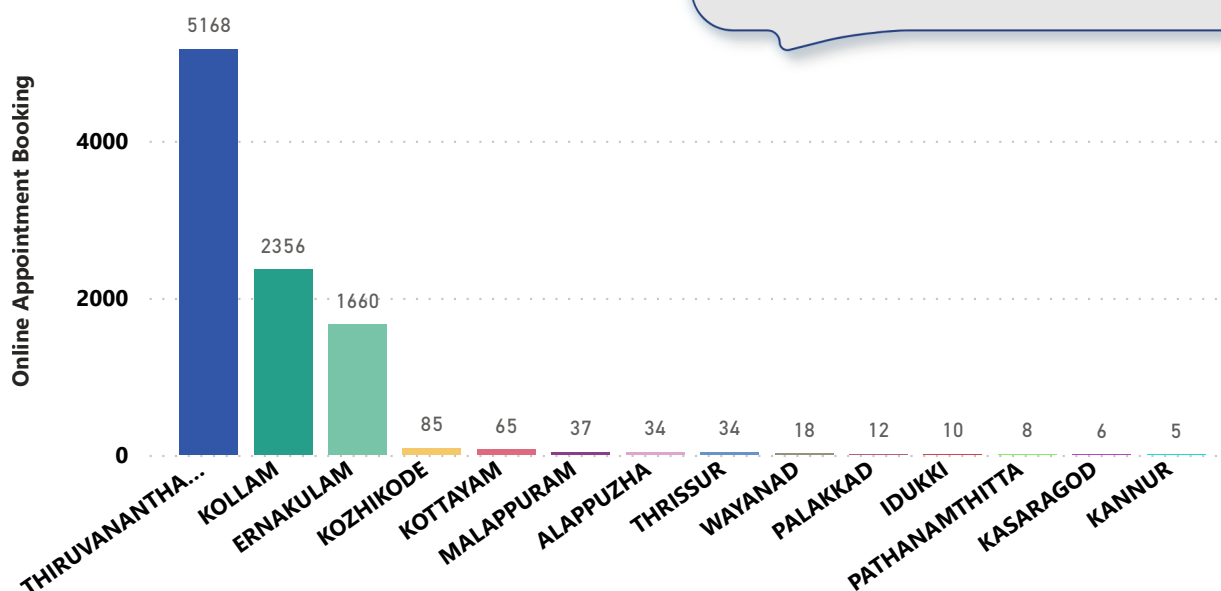
## 4. Status of Modules started in Hospitals

District-wise status of live institutions and the count of various modules [Reception, OP Consultation, Lab, Pharmacy] started.

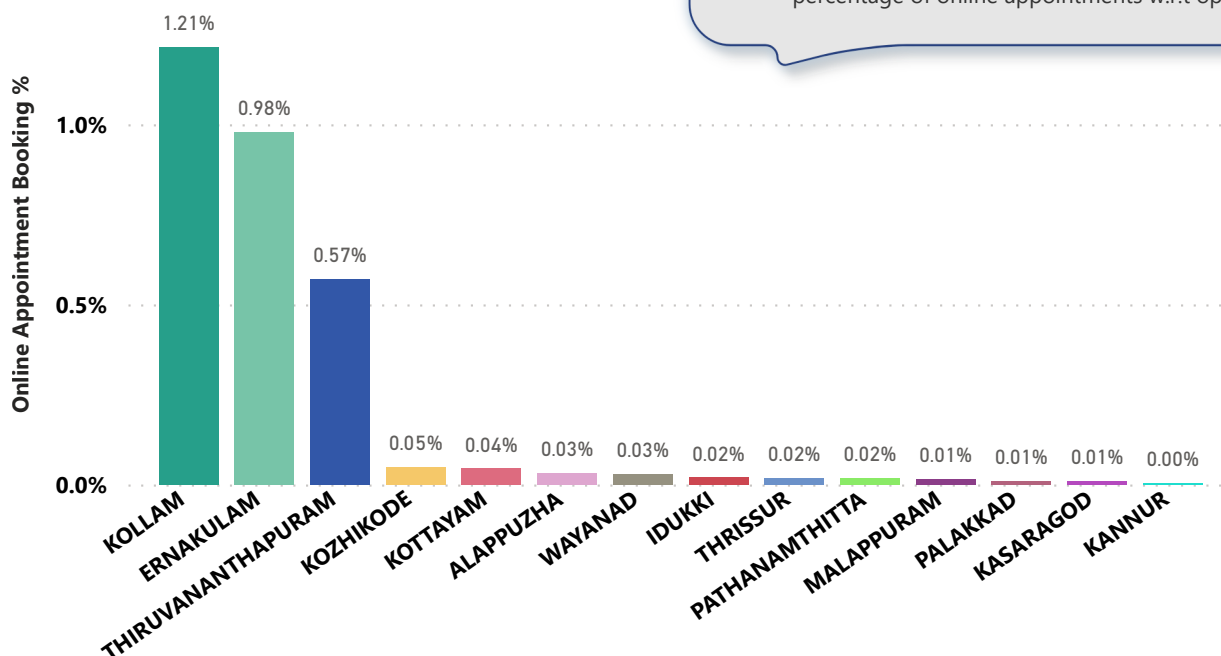
District Name	Live Institutions	Reception	Consultation	Lab	Pharmacy
THIRUVANANTHAPURAM	103	99 (96.1%)	90 (87.4%)	79 (76.7%)	76 (73.8%)
THRISSUR	53	48 (90.6%)	46 (86.8%)	38 (71.7%)	45 (84.9%)
MALAPPURAM	47	34 (72.3%)	19 (40.4%)	13 (27.7%)	12 (25.5%)
PALAKKAD	38	37 (97.4%)	31 (81.6%)	21 (55.3%)	16 (42.1%)
KOZHIKODE	35	29 (82.9%)	18 (51.4%)	13 (37.1%)	15 (42.9%)
ERNAKULAM	34	29 (85.3%)	17 (50.%)	7 (20.6%)	14 (41.2%)
KANNUR	27	26 (96.3%)	15 (55.6%)	11 (40.7%)	9 (33.3%)
KOLLAM	22	22 (100.%)	22 (100.%)	22 (100.%)	22 (100.%)
KOTTAYAM	22	21 (95.5%)	20 (90.9%)	14 (63.6%)	20 (90.9%)
KASARAGOD	19	19 (100.%)	17 (89.5%)	11 (57.9%)	15 (78.9%)
ALAPPUZHA	18	16 (88.9%)	15 (83.3%)	10 (55.6%)	14 (77.8%)
IDUKKI	16	16 (100.%)	16 (100.%)	15 (93.8%)	16 (100.%)
PATHANAMTHITTA	16	15 (93.8%)	15 (93.8%)	9 (56.3%)	10 (62.5%)
WAYANAD	15	14 (93.3%)	13 (86.7%)	14 (93.3%)	11 (73.3%)
<b>Total</b>	<b>465</b>	<b>425 (91.4%)</b>	<b>354 (76.1%)</b>	<b>277 (59.6%)</b>	<b>295 (63.4%)</b>

## 5. Percentage of Online Appointment Booking in Hospitals

District-wise count of Online appointments taken during the month of May '22. TVM district remains at first position in the case of online appointments followed by Kollam and Ernakulam. Kannur district is at the last position.

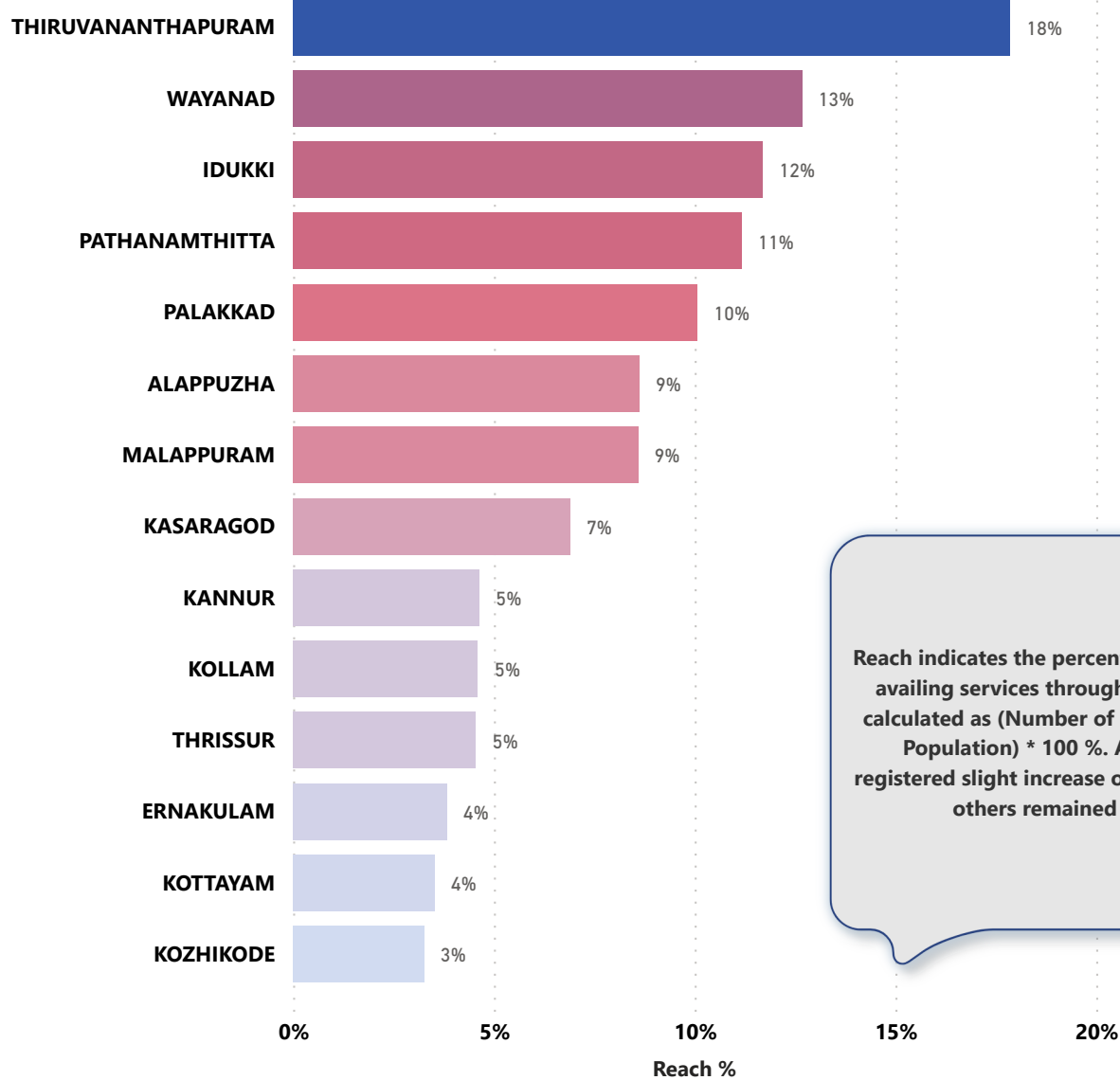


District-wise % of online appointment booking up on OP visits for the month of May '22. Calculation is performed as (Online appointments / OP visits) \* 100 %. Kollam district has the highest percentage of online appointments w.r.t op visits .





## 6. eHealth Performance - Reach



Reach indicates the percentage of population availing services through eHealth. This is calculated as  $(\text{Number of UHID registered} / \text{Population}) * 100 \%$ . A few districts registered slight increase of around 1% while others remained as same.

## 7. Public Health Survey Status

