

1. eHealth Kerala - Vital Statistics

Live Institutions	53
Medical College Hospitals	0
PHCs/FHCs	45
CHCs	1
DHs/GHs	0
PH Labs	0
Other(Inc Taluk Hospitals)	7



2. Highlights



- eHealth rolled out in 3 new institutions during the month of August '22.
- District is at position 3 in house survey completion(41.75%) and at position 2 in member survey completion(0.84%).
- District remains at 4th position in Pharmacy Usage.
- Reception module started in 39 of 45 PHCs/FHCs.



- The Thrissur district is at position 7(down by 3) in overall performance ranking of districts based on PHCs/FHCs.
- The district is at 11th position in reach rank which indicates UHID registration proportionate to the population.
- The district remains at position 7 in UHID visits.
- The district moved from position 5 to position 8 in online appointment booking.




3. eHealth - District Ranking Matrix Based on Performance of PHCs/FHCs

The ranking matrix showcase the district performance in providing eHealth services through PHCs/FHCs based on five different parameters. These parameters include whether the reception module is started or not, UHID Visits, Doctor Consultation, Pharmacy Usage and Lab Usage. Based on the ranking, the districts are classified into three broad categories, the best performing districts, the average performing districts and the low performing districts.

The best performing districts should strive to continue to remain in the same position, whereas the average performing as well as the low performing districts should strive to reach to the 'top four' league.

The ranking matrix for the month of August '22 is given below:

District	Rank
KOLLAM	1
WAYANAD	2
PATHANAMTHITTA	3
ALAPPUZHA	4
IDUKKI	4
THIRUVANANTHAPURAM	5
KOTTAYAM	6
THRISSUR	7
PALAKKAD	8
KANNUR	9
KOZHIKODE	9
ERNAKULAM	10
KASARAGOD	11
MALAPPURAM	12

 Best performing
 Average performing
 Low performing

3. eHealth - Institution Level Ranking of PHCs/FHCs

Hospital	Rank
Family Health Centre Nattika	1
Family Health Centre Pookode	1
Family Health Centre Anapuzha	2
Family Health Centre Koolimuttom	2
Family Health Centre Vilvattom	2
Family Health Centre Elanad	3
Family Health Centre Karalam	3
Family Health Centre Meloor	3
Family Health Centre Poomangalam	3
Family Health Centre Thalikulam	3
Family Health Centre Thrikkur	3
Family Health Centre Velookkara	3
Family Health Centre Arthat	4
Family Health Centre Ayyanthole	4
Family Health Centre Chamakkala	4
Family Health Centre Manaloor	4
Family Health Centre Nenmanikkara	4
Family Health Centre Velur	4
Family Health Centre Venkitangu	4
Family Health Centre Desamangalam	5
Family Health Centre Poyya	5
Family Health Centre Punneyur	5
Family Health Centre Kaipamangalam	6
Family Health Centre Poomala	6
Family Health Centre Porkulam	6
Family Health Centre Thekkumkara	6
Family Health Centre Kodakara	7
Family Health Centre Pariyaram Thrissur	7

Hospital	Rank
Family Health Centre Nadathara	13
Family Health Centre Panjal	13
Family Health Centre Methala	12
Family Health Centre Paralam	12
Family Health Centre Vallathol Nagar	12
Family Health Centre Vaniyamapara	12
Family Health Centre Kuzhoor	11
Family Health Centre Mundur Tholur	11
Family Health Centre Vembellur	11
Family Health Centre Pattikkad	10
Family Health Centre Edavilangu	9
Family Health Centre Madavana	9
Family Health Centre Aloor	8
Family Health Centre Kodakara	7
Family Health Centre Pariyaram Thrissur	7
Family Health Centre Kaipamangalam	6
Family Health Centre Poomala	6
Family Health Centre Porkulam	6
Family Health Centre Thekkumkara	6
Family Health Centre Desamangalam	5
Family Health Centre Poyya	5
Family Health Centre Punneyur	5
Family Health Centre Arthat	4
Family Health Centre Ayyanthole	4
Family Health Centre Chamakkala	4
Family Health Centre Manaloor	4
Family Health Centre Nenmanikkara	4
Family Health Centre Velur	4
Family Health Centre Venkitangu	4

3.1 eHealth Performance - Reception Module

Reception Module is considered to be functional in a PHC/FHC only if the number of total visits for the month is of minimum 500.

Out of 45 PHCs/FhCs, 39 institutions started Reception module .

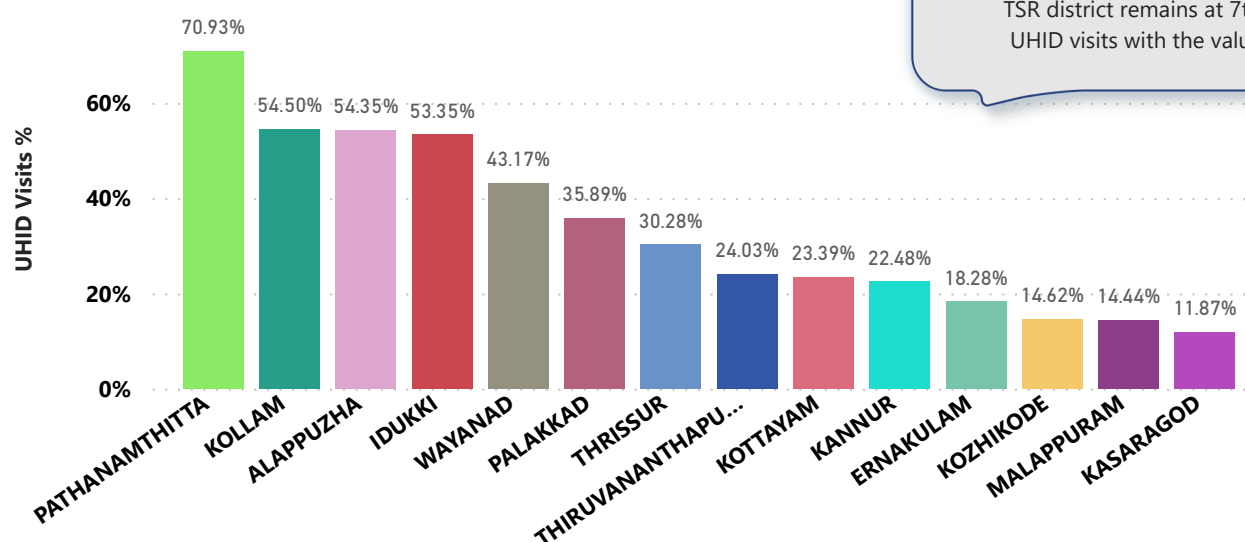
District	PHC/FHC Count	PHC/FHC with Reception	% of PHC/FHC with Reception
IDUKKI	15	15	100.00%
KOLLAM	18	18	100.00%
PATHANAMTHITTA	16	16	100.00%
THIRUVANANTHAPURAM	60	59	98.00%
PALAKKAD	36	35	97.00%
KANNUR	23	22	96.00%
KOTTAYAM	20	19	95.00%
KASARAGOD	17	16	94.00%
WAYANAD	14	13	93.00%
ERNAKULAM	28	25	89.00%
ALAPPUZHA	15	13	87.00%
THRISSUR	45	39	87.00%
KOZHIKODE	22	19	86.00%
MALAPPURAM	41	28	68.00%

Hospital Name
Family Health Centre Panjal
Family Health Centre Pamboor
Family Health Centre Nadathara
Family Health Centre Mambra
Family Health Centre Kadangode
Family Health Centre Adat

Institutions where the reception module is either not started or not using

3.2 e-Health Performance - UHID Visits

UHID Visit % is calculated as (UHID Visits / Total Visit) *100



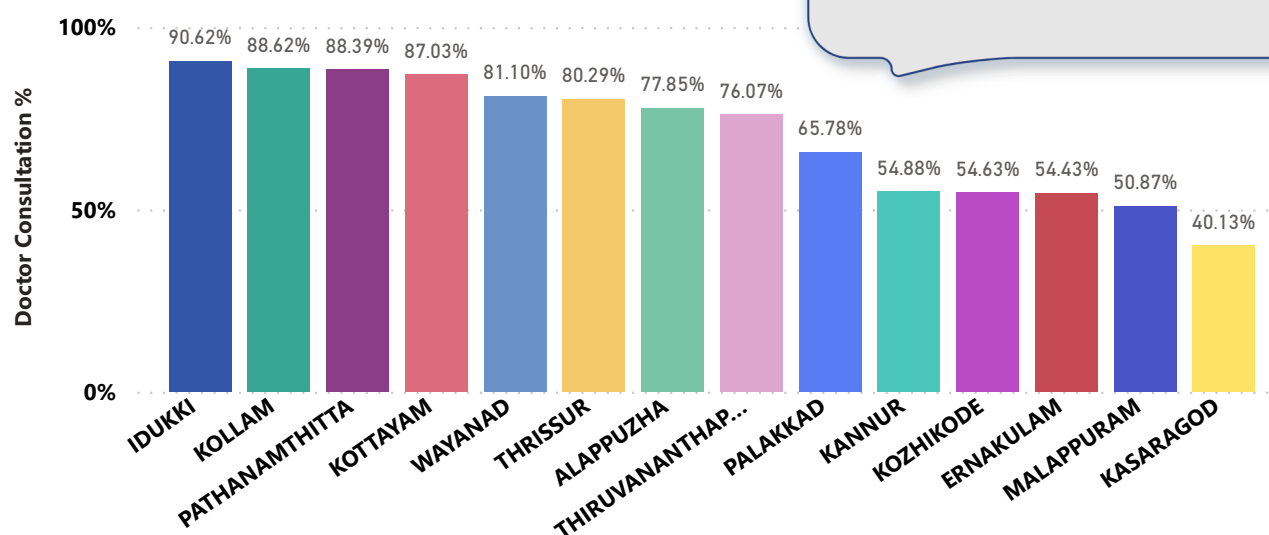
TSR district remains at 7th position in UHID visits with the value of 30.28%.

PHCs/FHCs based on UHID Visits

Hospital	UHID Visit %
Family Health Centre Porkulam	70.00%
Family Health Centre Poomala	65.00%
Family Health Centre Velookkara	64.00%
Family Health Centre Meloor	62.00%
Family Health Centre Arthat	56.00%
Family Health Centre Kaipamangalam	53.00%
Family Health Centre Karalam	53.00%
Family Health Centre Chamakkala	51.00%
Family Health Centre Pookode	51.00%
Family Health Centre Nattika	49.00%
Family Health Centre Nenmanikkara	48.00%
Family Health Centre Elanad	47.00%
Family Health Centre Thalikulam	44.00%
Family Health Centre Venkitangu	42.00%
Family Health Centre Manaloor	41.00%
Family Health Centre Koolimuttom	39.00%

Hospital	UHID Visit %
Family Health Centre Poyya	4.00%
Family Health Centre Velur	5.00%
Family Health Centre Poomangalam	8.00%
Family Health Centre Pariyaram Thrissur	11.00%
Family Health Centre Thekkumkara	12.00%
Family Health Centre Kodakara	15.00%
Family Health Centre Edavilangu	16.00%
Family Health Centre Thrikkur	16.00%
Family Health Centre Paralam	19.00%
Family Health Centre Mundur Tholur	21.00%
Family Health Centre Vembellur	22.00%
Family Health Centre Ayyanthole	24.00%
Family Health Centre Madavana	25.00%
Family Health Centre Punneyur	26.00%
Family Health Centre Vilvattom	28.00%
Family Health Centre Anapuzha	33.00%
Family Health Centre Aloor	36.00%
Family Health Centre Desamangalam	36.00%

3.3 e-Health Performance - Doctor Consultation



Doctor Consultation Percentage in PHCs/FHCs

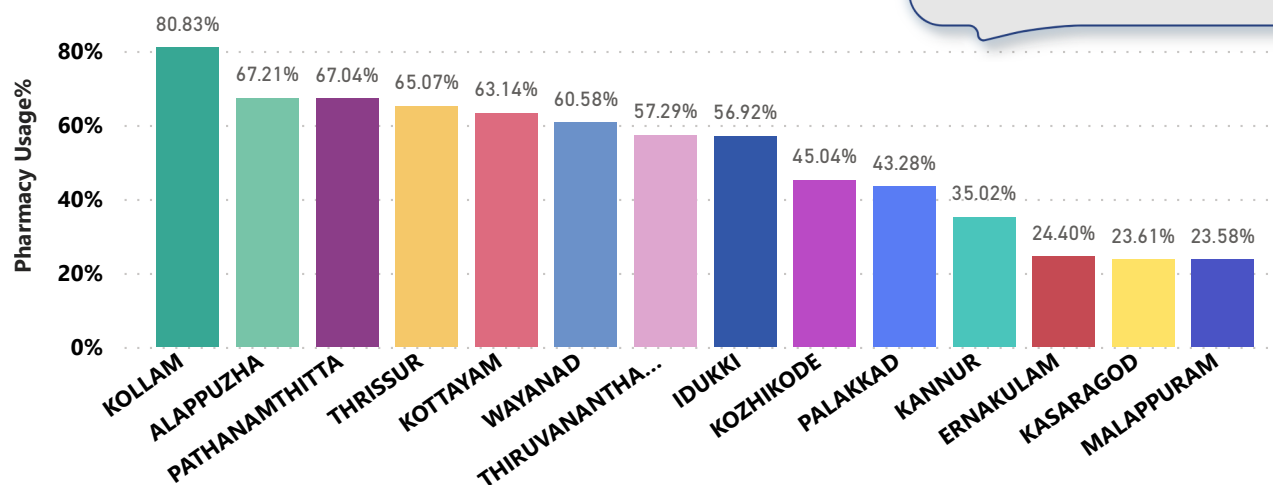
Hospital	Doctor Consultation %
Family Health Centre Poyya	99.83%
Family Health Centre Vilvattom	99.77%
Family Health Centre Desamangalam	99.72%
Family Health Centre Venkitangu	99.70%
Family Health Centre Velur	99.59%
Family Health Centre Anapuzha	99.51%
Family Health Centre Chamakkala	98.92%
Family Health Centre Thalikulam	98.76%
Family Health Centre Pookode	98.45%
Family Health Centre Thrikkur	98.16%
Family Health Centre Karalam	97.74%
Family Health Centre Arthat	97.37%
Family Health Centre Porkulam	97.36%
Family Health Centre Manaloor	97.29%
Family Health Centre Thekkumkara	95.31%
Family Health Centre Poomangalam	94.90%
Family Health Centre Elanad	94.70%
Family Health Centre Nattika	93.94%

Hospital	Doctor Consultation %
Family Health Centre Mundur Tholur	23.03%
Family Health Centre Vembellur	24.58%
Family Health Centre Paralam	37.34%
Family Health Centre Madavana	54.53%
Family Health Centre Aloor	65.76%
Family Health Centre Kodakara	77.52%
Family Health Centre Edavilangu	81.32%
Family Health Centre Ayyanthole	85.07%
Family Health Centre Velookkara	86.70%
Family Health Centre Kaipamangalam	87.68%
Family Health Centre Meloor	89.49%
Family Health Centre Punnayur	89.63%
Family Health Centre Poomala	89.77%
Family Health Centre Nenmanikkara	89.98%
Family Health Centre Pariyaram Thrissur	91.96%
Family Health Centre Koolimuttom	92.42%
Family Health Centre Nattika	93.94%

3.4 e-Health Performance - Pharmacy Usage in PHCs/FHCs

Pharmacy usage is calculated as (Pharmacy Prescription Count / Total Visits) *100

Thrissur remains at 4th position in Pharmacy Usage with 65.07%.



Pharmacy Usage in PHCs/FHCs

Hospital	Pharmacy Usage %
Family Health Centre Poyya	100.00%
Family Health Centre Elanad	94.00%
Family Health Centre Poomangalam	91.00%
Family Health Centre Desamangalam	90.00%
Family Health Centre Thrikkur	89.00%
Family Health Centre Venkitangu	89.00%
Family Health Centre Koolimuttom	88.00%
Family Health Centre Manaloor	88.00%
Family Health Centre Vilvattom	88.00%
Family Health Centre Karalam	87.00%
Family Health Centre Meloor	87.00%
Family Health Centre Velur	87.00%
Family Health Centre Chamakkala	86.00%
Family Health Centre Nattika	85.00%
Family Health Centre Nenmanikkara	84.00%
Family Health Centre Punneyur	84.00%
Family Health Centre Anapuzha	81.00%
Family Health Centre Thekkumkara	81.00%

Hospital	Pharmacy Usage %
Family Health Centre Paralam	4.00%
Family Health Centre Porkulam	6.00%
Family Health Centre Vembellur	6.00%
Family Health Centre Edavilangu	22.00%
Family Health Centre Mundur Tholur	22.00%
Family Health Centre Madavana	44.00%
Family Health Centre Poomala	47.00%
Family Health Centre Aloor	53.00%
Family Health Centre Pariyaram Thrissur	56.00%
Family Health Centre Kaipamangalam	57.00%
Family Health Centre Arthat	65.00%
Family Health Centre Kodakara	69.00%
Family Health Centre Ayyanthole	75.00%
Family Health Centre Thalikulam	78.00%
Family Health Centre Pookode	80.00%
Family Health Centre Anapuzha	81.00%
Family Health Centre Thekkumkara	81.00%
Family Health Centre Velookkara	81.00%

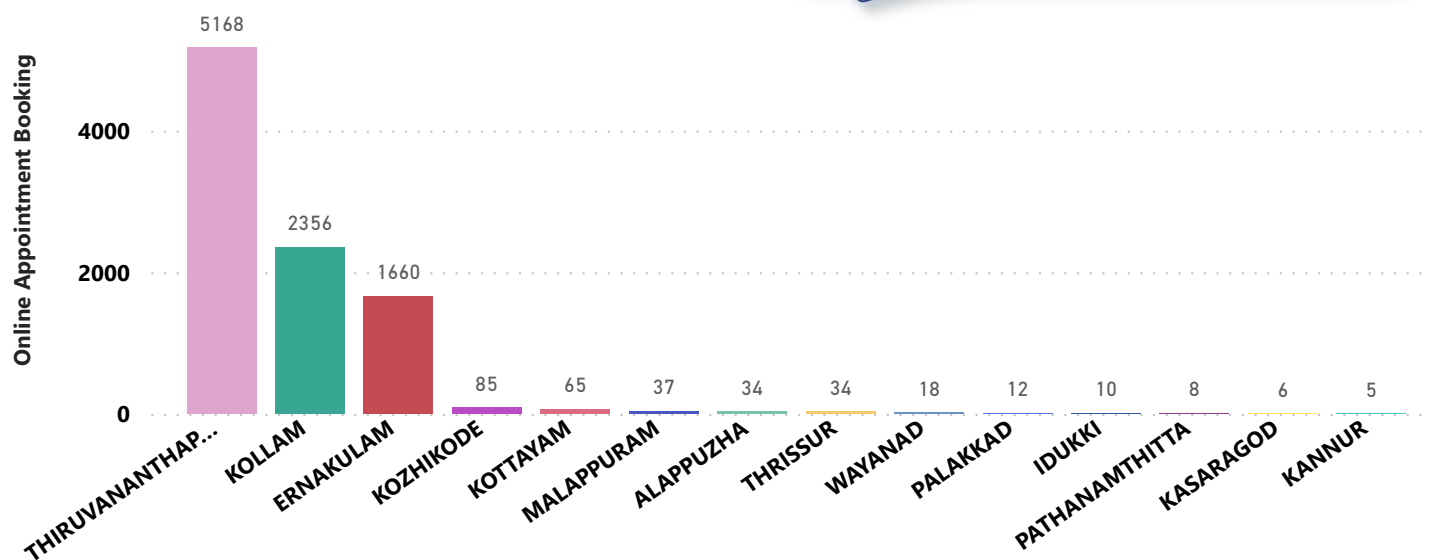
4. Status of Modules started in Hospitals

District wise status of live institutions and the count of various modules [Reception, OP Consultation, Lab, Pharmacy] started.

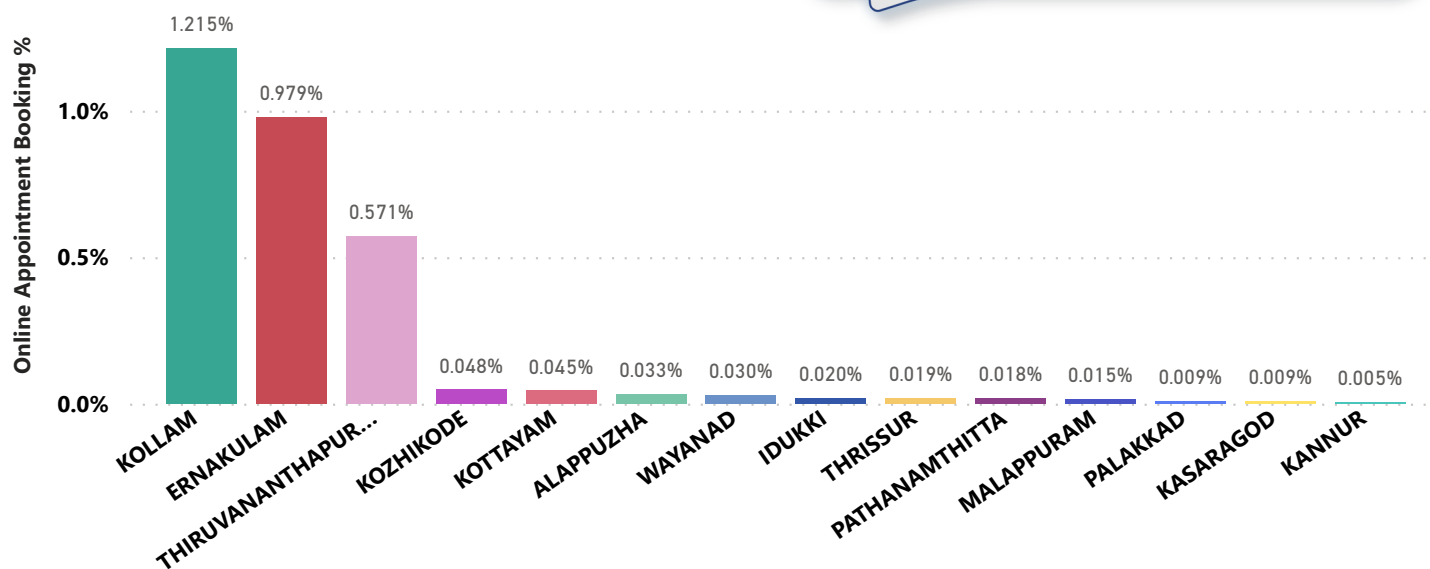
District Name	Live Institutions	Reception	Consultation	Lab	Pharmacy
THIRUVANANTHAPURAM	103	99 (96.1%)	90 (87.4%)	79 (76.7%)	76 (73.8%)
THRISSUR	53	48 (90.6%)	46 (86.8%)	38 (71.7%)	45 (84.9%)
MALAPPURAM	47	34 (72.3%)	19 (40.4%)	13 (27.7%)	12 (25.5%)
PALAKKAD	38	37 (97.4%)	31 (81.6%)	21 (55.3%)	16 (42.1%)
KOZHIKODE	35	29 (82.9%)	18 (51.4%)	13 (37.1%)	15 (42.9%)
ERNAKULAM	34	29 (85.3%)	17 (50.%)	7 (20.6%)	14 (41.2%)
KANNUR	27	26 (96.3%)	15 (55.6%)	11 (40.7%)	9 (33.3%)
KOLLAM	22	22 (100.%)	22 (100.%)	22 (100.%)	22 (100.%)
KOTTAYAM	22	21 (95.5%)	20 (90.9%)	14 (63.6%)	20 (90.9%)
KASARAGOD	19	19 (100.%)	17 (89.5%)	11 (57.9%)	15 (78.9%)
ALAPPUZHA	18	16 (88.9%)	15 (83.3%)	10 (55.6%)	14 (77.8%)
IDUKKI	16	16 (100.%)	16 (100.%)	15 (93.8%)	16 (100.%)
PATHANAMTHITTA	16	15 (93.8%)	15 (93.8%)	9 (56.3%)	10 (62.5%)
WAYANAD	15	14 (93.3%)	13 (86.7%)	14 (93.3%)	11 (73.3%)
Total	465	425 (91.4%)	354 (76.1%)	277 (59.6%)	295 (63.4%)

5. Percentage of Online Appointment Booking in Hospitals

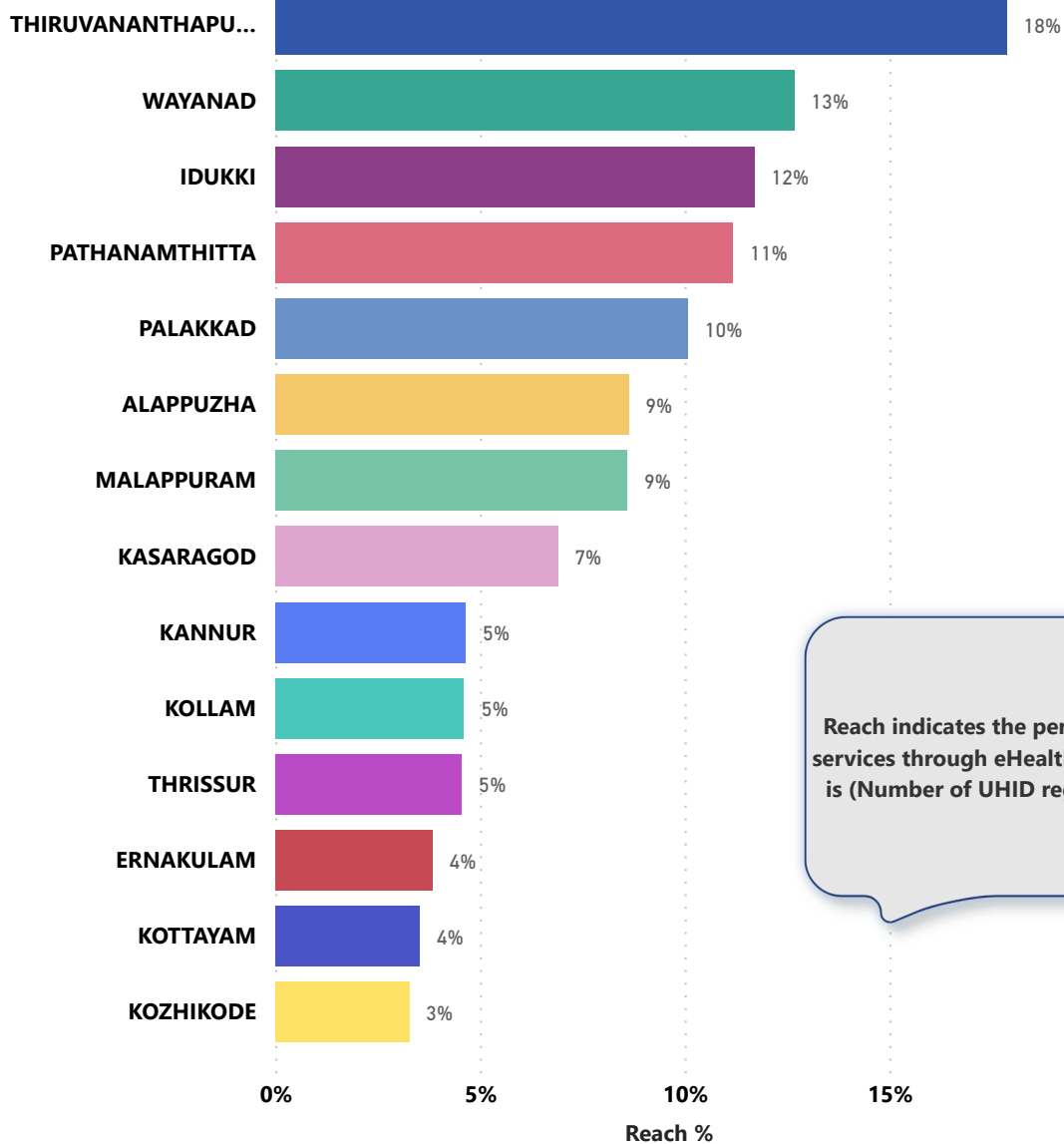
District-wise count of Online appointments taken during the month of August'22. TSR district moved from 6th to 8th position in the case of online appointment booking.



District-wise percentage of online appointment booking up on OP visits for the month of July '22. Calculation is performed as (Online Visits / OP Visits) * 100 %.



6. eHealth Performance - Reach



Reach indicates the percentage of population availing services through eHealth. The formula used to calculate is $(\text{Number of UHID registered} / \text{Population}) * 100 \%$.

7. Public Health Survey Status

