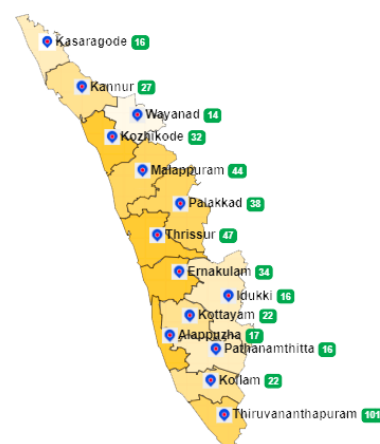


1. eHealth Kerala - Vital Statistics

Live Institutions	103
Medical College Hospitals	4
PHCs/FHCs	61
CHCs	18
DHs/GHs	4
PH Labs	1
Other(Inc Taluk Hospitals)	15



2. Highlights



- Reception module is functional in 98% of PHCs/FHCs in the district.
- The district is at top position in the number of online appointment booking.
- The district remains at top position in reach rank which indicates UHID registration proportionate to the population.
- The district is at top position in house survey completion(57%) and member survey completion(3%).



- The Thiruvananthapuram district stands at position 5(down by 2) in overall performance ranking of the districts based on PHCs/FHCs.
- District is at :
 - position 8 in UHID Visits (24%, 2% up).
 - position 8(down by 1) in Doctor c Consultation(76%, 1% up).
 - position 7(down by 1) in Pharmacy Usage(57%, 1% up).
- Member survey completion percentage in the district is only 3%.




3. eHealth - District Ranking Matrix Based on Performance of PHCs/FHCs

The ranking matrix showcase the district performance in providing eHealth services through PHCs/FHCs based on five different parameters. These parameters include whether the reception module is started or not, UHID Visits, Doctor Consultation, Pharmacy Usage and Lab Usage. Based on the ranking, the districts are classified into three broad categories, the best performing districts, the average performing districts and the low performing districts.

The best performing districts should strive to continue to remain in the same position, whereas the average performing as well as the low performing districts should strive to reach to the 'top four' league.

The ranking matrix for the month of August '22 is given below:

District	Rank
KOLLAM	1
WAYANAD	2
PATHANAMTHITTA	3
ALAPPUZHA	4
IDUKKI	4
THIRUVANANTHAPURAM	5
KOTTAYAM	6
THRISSUR	7
PALAKKAD	8
KANNUR	9
KOZHIKODE	9
ERNAKULAM	10
KASARAGOD	11
MALAPPURAM	12

 Best performing
 Average performing
 Low performing

3. eHealth - Institution Level Ranking of PHCs/FHCs

Hospital	Rank
Family Health Centre Anakudy	1
Family Health Centre Amachal New	2
Family Health Centre Kallikkad New	2
Family Health Centre Kottukal	2
Family Health Centre Paraniyam	2
Family Health Centre Poozhanad	2
Family Health Centre Chenkal	3
Family Health Centre Edava	3
Family Health Centre Karakulam	3
Family Health Centre Kunnathukal	3
Family Health Centre Kuttichal	3
Family Health Centre Mukkola	3
Family Health Centre Balaramapuram	4
Family Health Centre Manickal	4
Family Health Centre Panavoor	4
Family Health Centre Parasuvaikkal Parasala	4
Family Health Centre Vamanapuram	4
Family Health Centre Anad	5
Family Health Centre Aruvikkara	5
Family Health Centre Maranalloor	5
Family Health Centre Veeranakavu	5
Primary Health Centre Kalliyoor	5
Primary Health Centre Vellayani	5
Family Health Centre Jagathy	6
Family Health Centre Keezhattingal	6
Family Health Centre Kulathoor	6
Family Health Centre Vattiyoorkavu	6
Primary Health Centre Thonnakkal	6
Family Health Centre Cherunniyoor	7
Family Health Centre Kadakampally	7
Family Health Centre Karode	7
Family Health Centre Pallichal	7
Family Health Centre Perumathura	7
Family Health Centre Perumpazhuthoor	7
Family Health Centre Pozhiyoor	7

Hospital	Rank
Family Health Centre Kattakada	13
Family Health Centre Kollayil	13
Family Health Centre Madavoor	13
Family Health Centre Pangapara Integrated	13
Family Health Centre Peringammala	13
Family Health Centre Vettoor	13
Primary Health Centre Azhoor	13
Secretariat Health Centre Thiruvananthapuram	13
Family Health Centre Malayadi	12
Family Health Centre Mudakkal	12
Family Health Centre Puthukurichy	12
Family Health Centre Chemmaruthy	11
Family Health Centre Pulimath	11
Family Health Centre Tholicode	11
Family Health Centre Vilavoorkkal	11
Family Health Centre Amboori	10
Family Health Centre Karavaram	9
Family Health Centre Kilimanoor	9
Family Health Centre Mangalapuram	9
Family Health Centre Chemboor	8
Family Health Centre Uzhamalakkal	8
Family Health Centre Cherunniyoor	7
Family Health Centre Kadakampally	7
Family Health Centre Karode	7
Family Health Centre Pallichal	7
Family Health Centre Perumathura	7
Family Health Centre Perumpazhuthoor	7
Family Health Centre Pozhiyoor	7
Family Health Centre Pullampara	7
Family Health Centre Thonipara	7
Family Health Centre Vembayam	7
Family Health Centre Jagathy	6
Family Health Centre Keezhattingal	6
Family Health Centre Kulathoor	6

3.1 eHealth Performance - Reception Module

Reception Module is considered to be functional in a PHC/FHC only if the number of total visits for the month is of minimum 500.

Reception module started in 59 of 60 PHCs/FHCs of the Thiruvananthapuram district.

District	PHC/FHC Count	PHC/FHC with Reception	% of PHC/FHC with Reception
IDUKKI	15	15	100.00%
KOLLAM	18	18	100.00%
PATHANAMTHITTA	16	16	100.00%
THIRUVANANTHAPURAM	60	59	98.00%
PALAKKAD	36	35	97.00%
KANNUR	23	22	96.00%
KOTTAYAM	20	19	95.00%
KASARAGOD	17	16	94.00%
WAYANAD	14	13	93.00%
ERNAKULAM	28	25	89.00%
ALAPPUZHA	15	13	87.00%
THRISSUR	45	39	87.00%
KOZHIKODE	22	19	86.00%
MALAPPURAM	41	28	68.00%

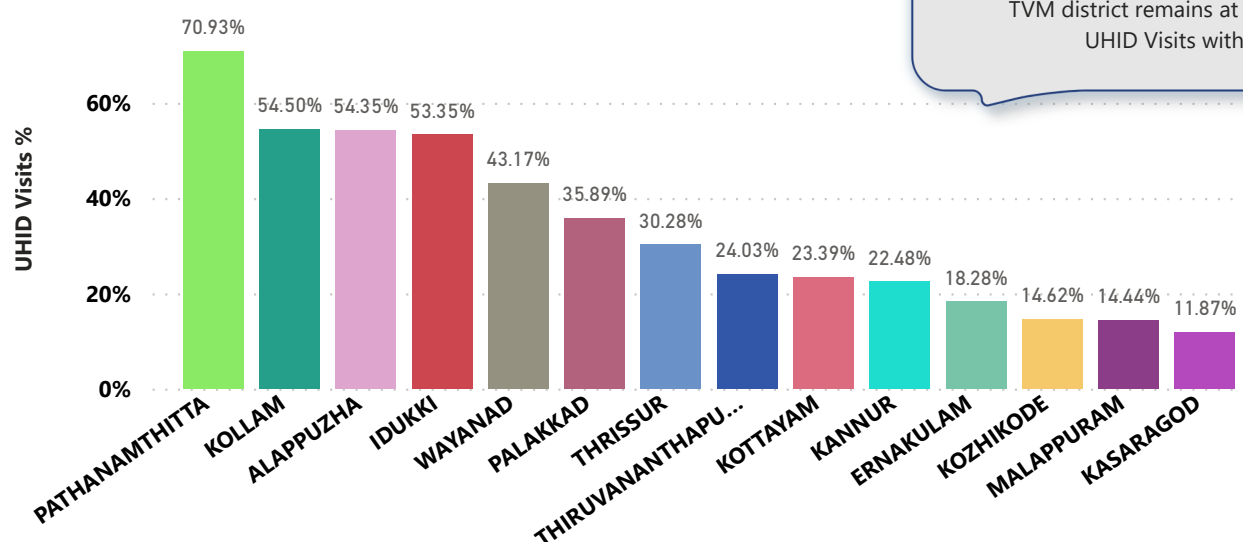
Institutions where the reception module is either not started or not using

Hospital Name

Primary Health Centre Veli

3.2 e-Health Performance - UHID Visits

UHID Visit % is calculated as (UHID Visits / Total Visit) *100

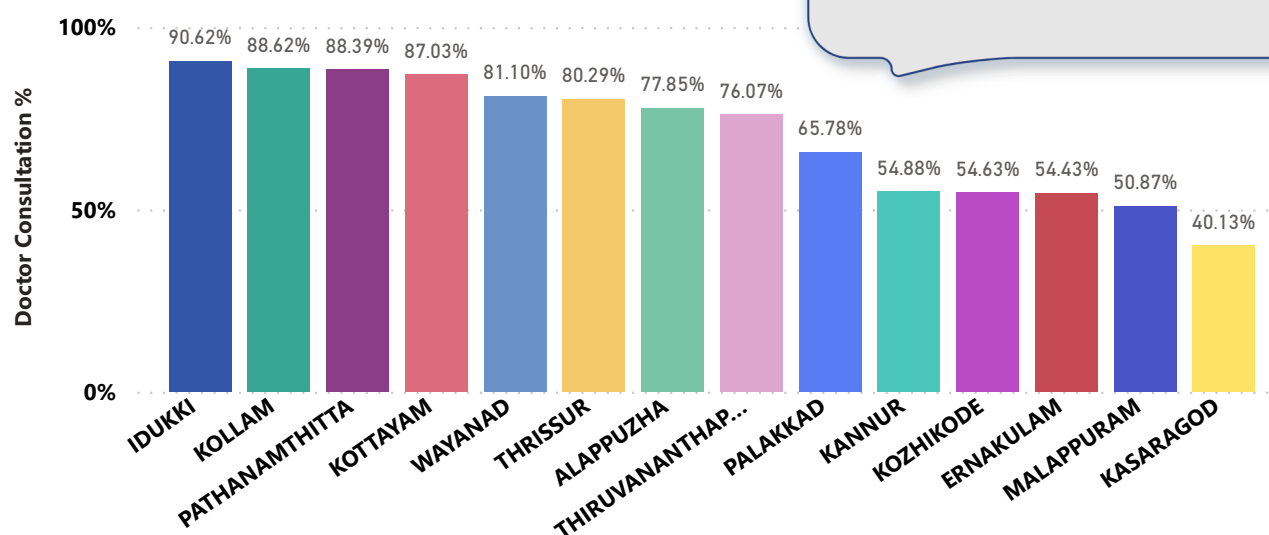


PHCs/FHCs based on UHID Visits

Hospital	UHID Visit %
Family Health Centre Anakudy	87.00%
Family Health Centre Karavaram	72.00%
Family Health Centre Parasuvaikkal Parasala	69.00%
Family Health Centre Kottukal	64.00%
Family Health Centre Veeranakavu	62.00%
Family Health Centre Pullampara	58.00%
Family Health Centre Maranalloor	56.00%
Family Health Centre Kallikkad New	51.00%
Family Health Centre Amachal New	46.00%
Family Health Centre Poozhanad	45.00%
Family Health Centre Karode	44.00%
Family Health Centre Paraniyam	43.00%
Family Health Centre Tholicode	42.00%
Primary Health Centre Vellayani	41.00%
Family Health Centre Kuttichal	38.00%
Family Health Centre Pallichal	38.00%
Family Health Centre Kilimanoor	36.00%
Family Health Centre Malayadi	34.00%
Family Health Centre Vamanapuram	33.00%
Family Health Centre Aruvikkara	32.00%

Hospital	UHID Visit %
Family Health Centre Pangapara Integrated	2.00%
Family Health Centre Kollayil	3.00%
Family Health Centre Chemboor	5.00%
Family Health Centre Kattakada	6.00%
Family Health Centre Mudakkal	6.00%
Family Health Centre Vembayam	6.00%
Primary Health Centre Kalliyoor	6.00%
Primary Health Centre Thonnakkal	6.00%
Family Health Centre Amboori	7.00%
Family Health Centre Mangalapuram	7.00%
Family Health Centre Chemmaruthy	8.00%
Family Health Centre Kadakampally	8.00%
Primary Health Centre Azhoor	8.00%
Family Health Centre Manickal	11.00%
Family Health Centre Vattiyookavu	11.00%
Family Health Centre Perumathura	12.00%
Family Health Centre Peringammala	14.00%
Family Health Centre Kulathoor	15.00%
Family Health Centre Pozhiyoor	15.00%
Secretariat Health Centre	16.00%

3.3 e-Health Performance - Doctor Consultation



TVM district is at position 8(down by 1) in the case of OP consultation with 76%(up by 1%).

Doctor Consultation Percentage in PHCs/FHCs

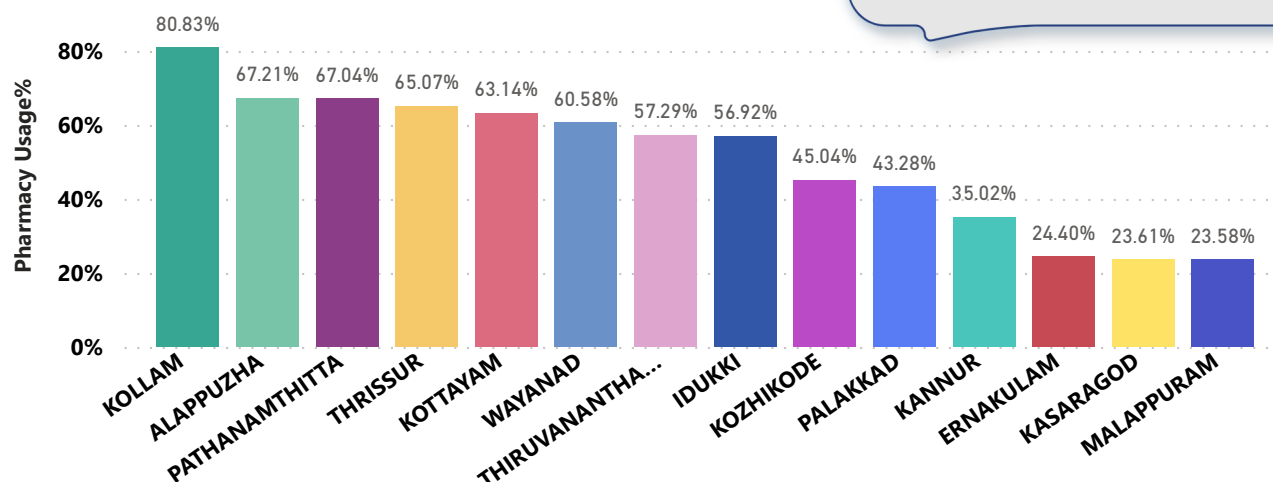
Hospital	Doctor Consultation %
Family Health Centre Amachal New	99.95%
Family Health Centre Chenkal	99.93%
Family Health Centre Kadakampally	99.93%
Family Health Centre Poozhanad	99.75%
Family Health Centre Maranalloor	99.75%
Family Health Centre Mukkola	99.73%
Family Health Centre Perumathura	99.57%
Family Health Centre Kuttichal	99.50%
Family Health Centre Panavoor	98.76%
Family Health Centre Vembayam	98.66%
Family Health Centre Karode	98.12%
Primary Health Centre Vellayani	98.08%
Family Health Centre Anakudy	97.94%
Family Health Centre Kottukal	97.92%
Family Health Centre Aruvikkara	97.49%
Family Health Centre Kallikkad New	97.32%
Family Health Centre Kulathoor	96.39%
Primary Health Centre Kallivoor	95.65%

Hospital	Doctor Consultation %
Secretariat Health Centre Thiruvananthapuram	0.00%
Primary Health Centre Azhoor	0.05%
Family Health Centre Peringammala	1.68%
Family Health Centre Malayadi	10.33%
Family Health Centre Pangapara Integrated	12.45%
Family Health Centre Kollayil	33.35%
Family Health Centre Kattakada	39.69%
Family Health Centre Tholicode	41.63%
Family Health Centre Mudakkal	49.52%
Family Health Centre Chemmaruthy	53.11%
Family Health Centre Uzhamalakkal	56.84%
Family Health Centre Chemboor	59.15%
Family Health Centre Kilimanoor	61.45%
Family Health Centre Karavaram	63.53%
Family Health Centre Amboori	69.84%
Family Health Centre Pullampara	70.25%

3.4 e-Health Performance - Pharmacy Usage in PHCs/FHCs

Pharmacy usage is calculated as (Pharmacy Prescription Count / Total Visits) *100

The TVM district stands at position 7(down by 1) in Pharmacy Usage with 57%(up by 2%).



Pharmacy Usage in PHCs/FHCs

Hospital	Pharmacy Usage %
Family Health Centre Panavoor	93.00%
Family Health Centre Poozhanad	91.00%
Family Health Centre Perumathura	90.00%
Family Health Centre Chenkal	89.00%
Family Health Centre Kallikkad New	89.00%
Family Health Centre Edava	88.00%
Family Health Centre Kadakampally	87.00%
Family Health Centre Keezhattingal	86.00%
Family Health Centre Mukkola	86.00%
Family Health Centre Paraniyam	86.00%
Family Health Centre Pozhiyoor	86.00%
Family Health Centre Karakulam	85.00%
Family Health Centre Kuttichal	85.00%
Family Health Centre Amachal New	83.00%
Family Health Centre Parasuvaikkal Parasala	83.00%
Family Health Centre Anakudy	82.00%
Family Health Centre Kulathoor	81.00%

Hospital	Pharmacy Usage %
Family Health Centre Malayadi	0.00%
Family Health Centre Mudakkal	0.00%
Primary Health Centre Azhoor	0.00%
Secretariat Health Centre Thiruvananthapuram	0.00%
Family Health Centre Peringammala	1.00%
Family Health Centre Pangapara Integrated	2.00%
Family Health Centre Tholicode	10.00%
Family Health Centre Kattakada	21.00%
Family Health Centre Kollayil	24.00%
Family Health Centre Uzhamalakkal	31.00%
Family Health Centre Karavaram	35.00%
Family Health Centre Pallichal	37.00%
Family Health Centre Mangalapuram	40.00%
Family Health Centre Karode	42.00%
Family Health Centre Chemmaruthy	46.00%
Family Health Centre Vembayam	46.00%

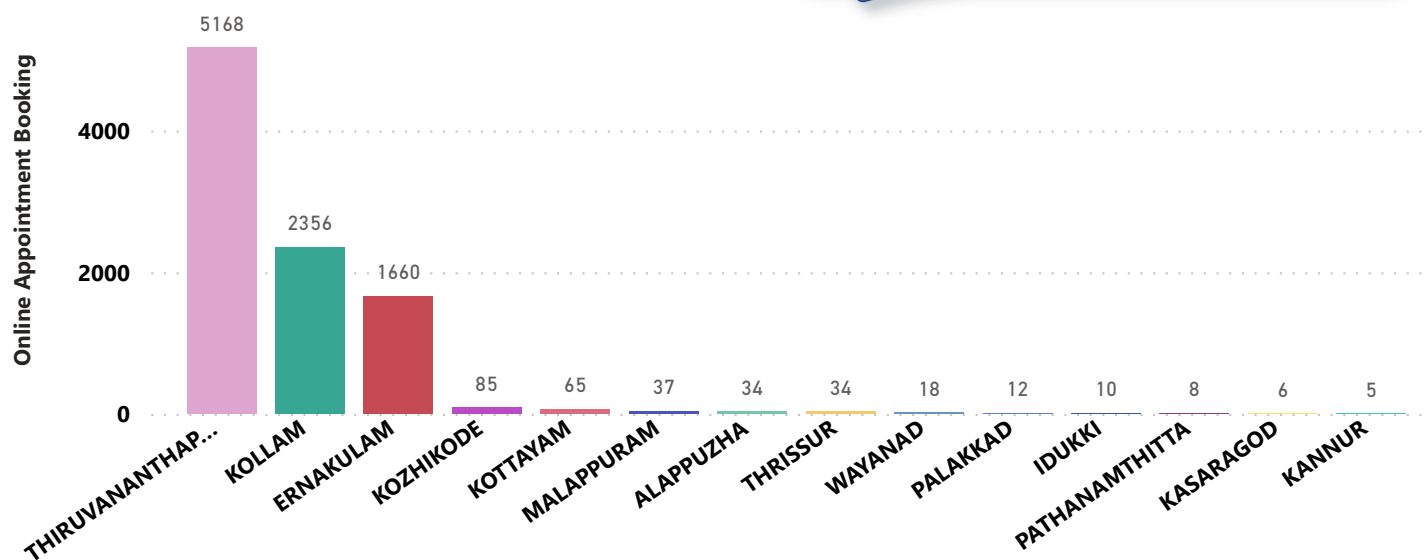
4. Status of Modules started in Hospitals

District wise status of live institutions and the count of various modules [Reception, OP Consultation, Lab, Pharmacy] started.

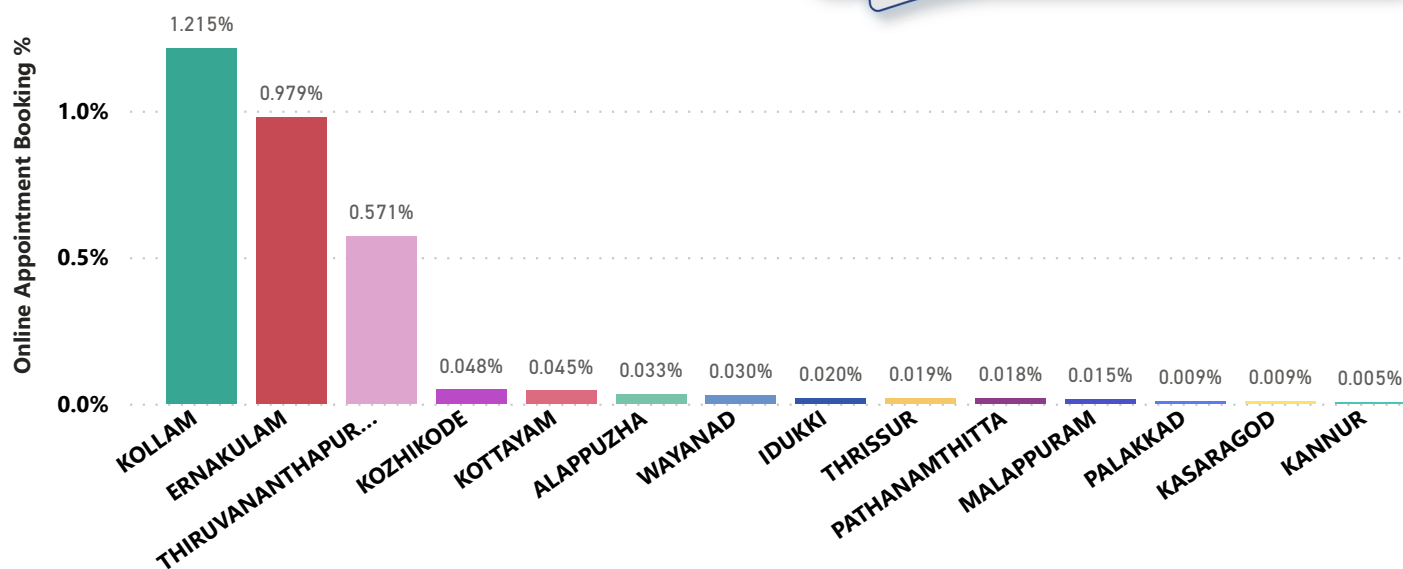
District Name	Live Institutions	Reception	Consultation	Lab	Pharmacy
THIRUVANANTHAPURAM	103	99 (96.1%)	90 (87.4%)	79 (76.7%)	76 (73.8%)
THRISSUR	53	48 (90.6%)	46 (86.8%)	38 (71.7%)	45 (84.9%)
MALAPPURAM	47	34 (72.3%)	19 (40.4%)	13 (27.7%)	12 (25.5%)
PALAKKAD	38	37 (97.4%)	31 (81.6%)	21 (55.3%)	16 (42.1%)
KOZHIKODE	35	29 (82.9%)	18 (51.4%)	13 (37.1%)	15 (42.9%)
ERNAKULAM	34	29 (85.3%)	17 (50.%)	7 (20.6%)	14 (41.2%)
KANNUR	27	26 (96.3%)	15 (55.6%)	11 (40.7%)	9 (33.3%)
KOLLAM	22	22 (100.%)	22 (100.%)	22 (100.%)	22 (100.%)
KOTTAYAM	22	21 (95.5%)	20 (90.9%)	14 (63.6%)	20 (90.9%)
KASARAGOD	19	19 (100.%)	17 (89.5%)	11 (57.9%)	15 (78.9%)
ALAPPUZHA	18	16 (88.9%)	15 (83.3%)	10 (55.6%)	14 (77.8%)
IDUKKI	16	16 (100.%)	16 (100.%)	15 (93.8%)	16 (100.%)
PATHANAMTHITTA	16	15 (93.8%)	15 (93.8%)	9 (56.3%)	10 (62.5%)
WAYANAD	15	14 (93.3%)	13 (86.7%)	14 (93.3%)	11 (73.3%)
Total	465	425 (91.4%)	354 (76.1%)	277 (59.6%)	295 (63.4%)

5. Percentage of Online Appointment Booking in Hospitals

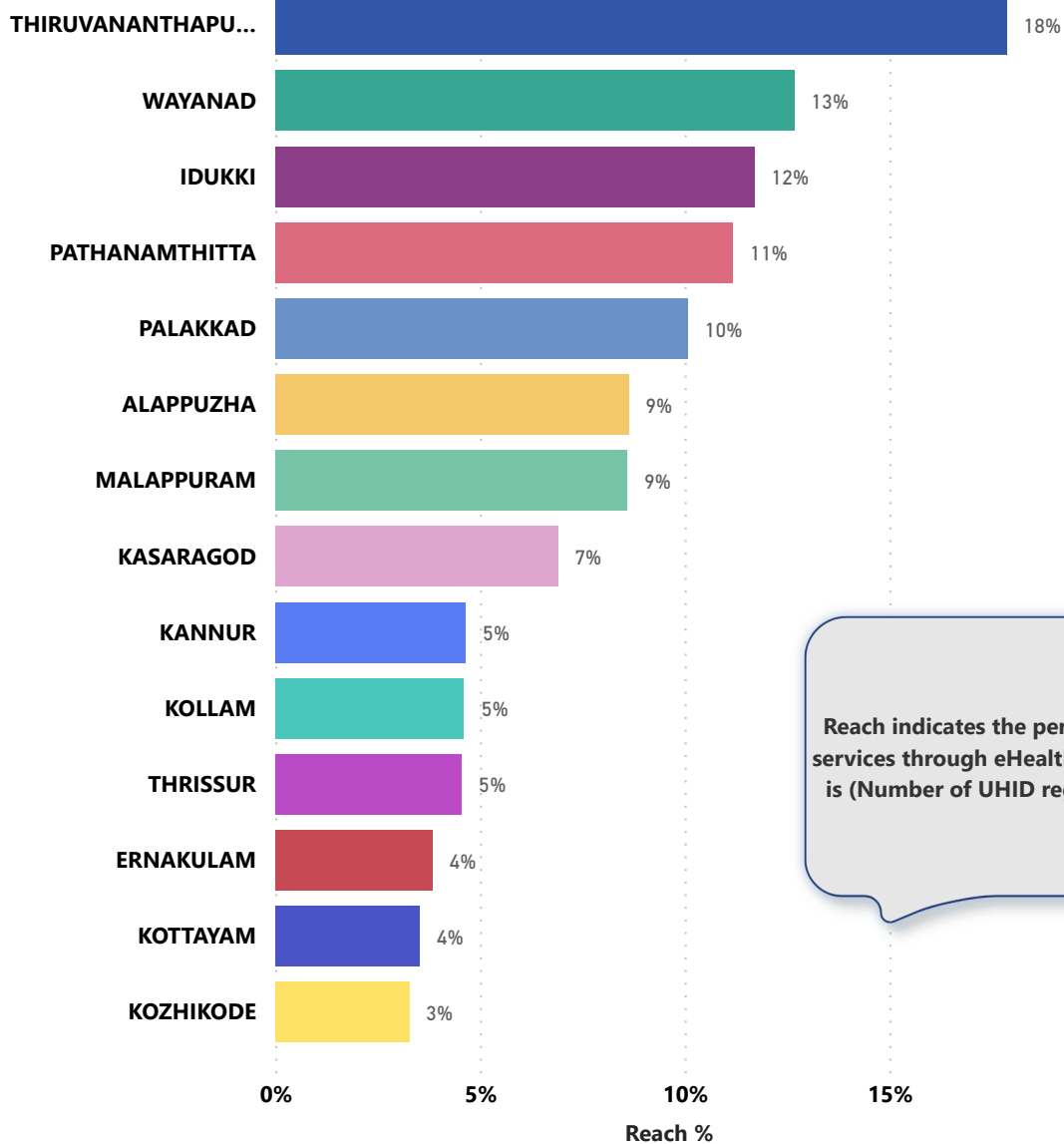
District-wise count of online appointments taken during the month of August '22. TVM district stands at first position in the case of online appointment booking.



District-wise percentage of online appointment booking up on OP visits for the month of August '22. Calculation is performed as (Online Visits / OP Visits) * 100 %.



6. eHealth Performance - Reach



Reach indicates the percentage of population availing services through eHealth. The formula used to calculate is $(\text{Number of UHID registered} / \text{Population}) * 100 \%$.

7. Public Health Survey Status

