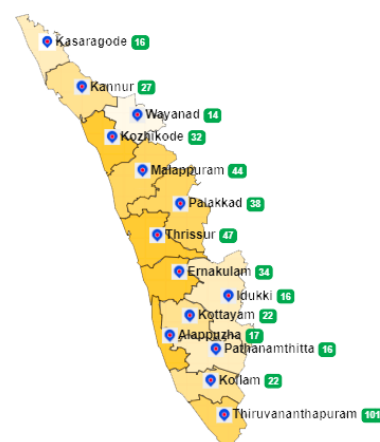


## 1. eHealth Kerala - Vital Statistics

<b>Live Institutions</b>	15
<b>Medical College Hospitals</b>	0
<b>PHCs/FHCs</b>	14
<b>CHCs</b>	0
<b>DHs/GHs</b>	0
<b>PH Labs</b>	0
<b>Other(Inc Taluk Hospitals)</b>	1



## 2. Highlights



- The Wayand district is at position 2(up by 1) in overall performance ranking of districts based on PHCs/FHCs.
- Reception module started in 13 of 14 PHC/FHC institutions.
- District is at :
  - position 5 in UHID Visits (43%, up by 4%).
  - - position 5(up by 3) in Doctor Consultation (81%, up by 13%).
  - position 6(up by 2) in Pharmacy Usage (60%, up by 13%).
- The district is at position 2 in reach rank which indicates UHID registration proportionate to the population.



- The district is at position 9 in online appointment booking.
- The district is at position 10 in house survey completion(.76%) and at position 10 in member survey completion(0.02%).




## 3. eHealth - District Ranking Matrix Based on Performance of PHCs/FHCs

The ranking matrix showcase the district performance in providing eHealth services through PHCs/FHCs based on five different parameters. These parameters include whether the reception module is started or not, UHID Visits, Doctor Consultation, Pharmacy Usage and Lab Usage. Based on the ranking, the districts are classified into three broad categories, the best performing districts, the average performing districts and the low performing districts.

The best performing districts should strive to continue to remain in the same position, whereas the average performing as well as the low performing districts should strive to reach to the 'top four' league.

The ranking matrix for the month of August '22 is given below:

District	Rank
KOLLAM	1
WAYANAD	2
PATHANAMTHITTA	3
ALAPPUZHA	4
IDUKKI	4
THIRUVANANTHAPURAM	5
KOTTAYAM	6
THRISSUR	7
PALAKKAD	8
KANNUR	9
KOZHIKODE	9
ERNAKULAM	10
KASARAGOD	11
MALAPPURAM	12

 Best performing  
 Average performing  
 Low performing

## 3. eHealth - Institution Level Ranking of PHCs/FHCs

Hospital	Rank
Family Health Centre Padinharethara	1
Family Health Centre Vengapally	1
Family Health Center Noolpuzha	2
Family Health Centre Poothadi	2
Family Health Centre Cheeral	3
Family Health Centre Meppady	3
Family Health Centre Kottathara	4
Family Health Centre Thondernad	4
Family Health Centre Appappara	5
Family Health Centre Chethalayam	6
Family Health Centre Pozhuthana	7
Family Health Centre Ambalavayal	8
Family Health Centre Vellamunda	8
Family Health Centre Edavaka	9

## 3.1 eHealth Performance - Reception Module

Reception Module is considered to be functional in a PHC/FHC only if the number of total visits for the month is of minimum 500.

Reception module started in all PHCs/FHCs of the Pathanamthitta district.

District	PHC/FHC Count	PHC/FHC with Reception	% of PHC/FHC with Reception
IDUKKI	15	15	100.00%
KOLLAM	18	18	100.00%
PATHANAMTHITTA	16	16	100.00%
THIRUVANANTHAPURAM	60	59	98.00%
PALAKKAD	36	35	97.00%
KANNUR	23	22	96.00%
KOTTAYAM	20	19	95.00%
KASARAGOD	17	16	94.00%
WAYANAD	14	13	93.00%
ERNAKULAM	28	25	89.00%
ALAPPUZHA	15	13	87.00%
THRISSUR	45	39	87.00%
KOZHIKODE	22	19	86.00%
MALAPPURAM	41	28	68.00%

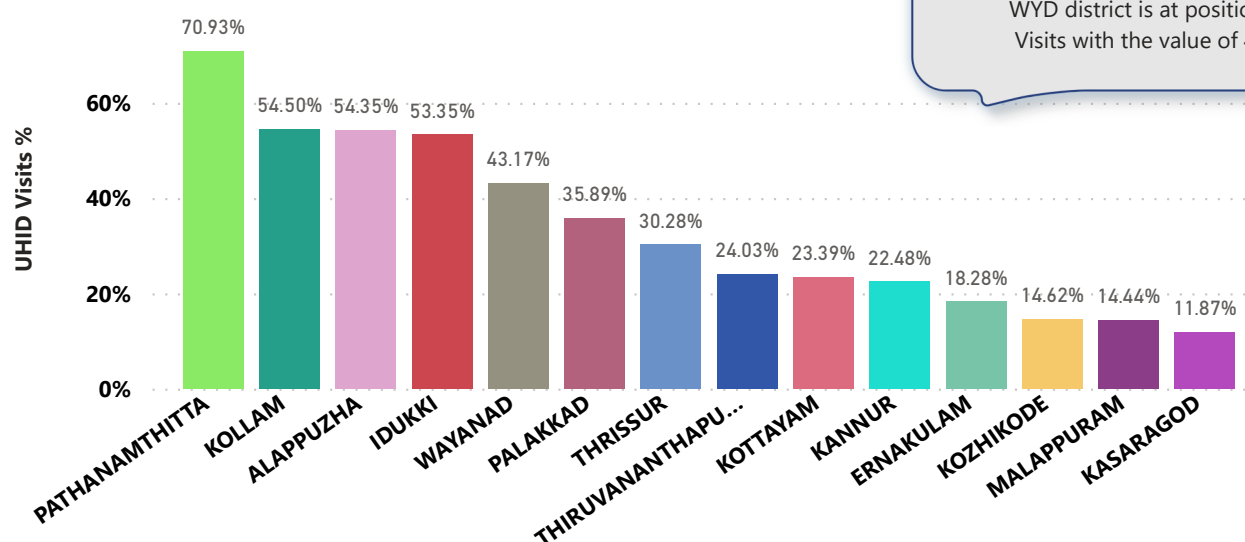
Institutions where the reception module is either not started or not using

Hospital Name

Family Health Centre Edavaka

## 3.2 e-Health Performance - UHID Visits

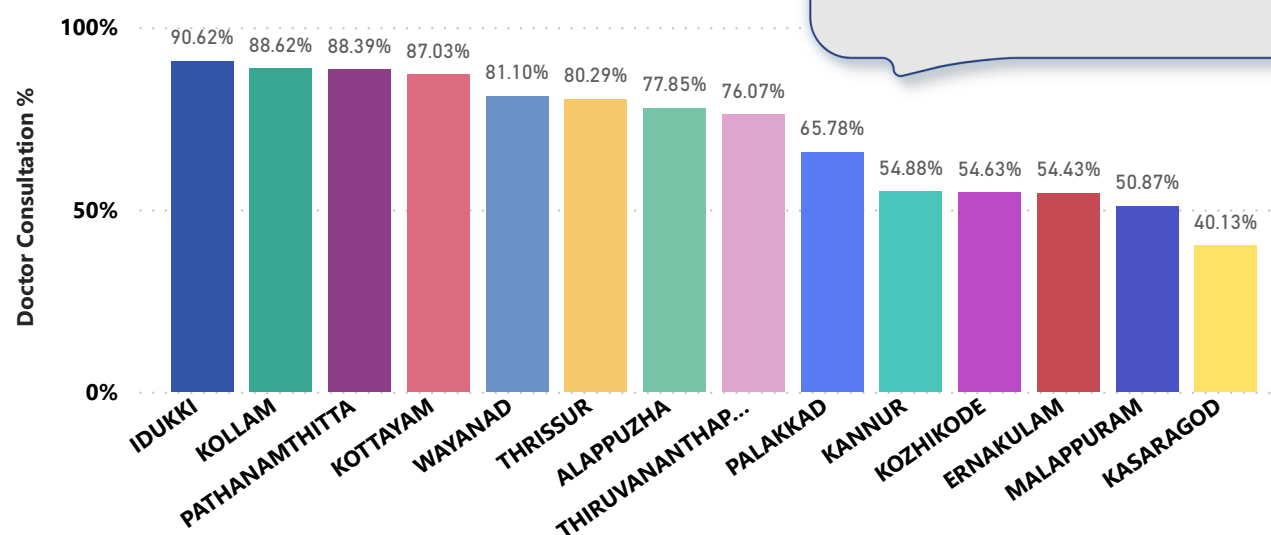
UHID Visit % is calculated as (UHID Visits / Total Visit ) \*100



## PHCs/FHCs based on UHID Visits

Hospital	UHID Visit %
Family Health Centre Chethalayam	65.00%
Family Health Centre Padinharethara	65.00%
Family Health Centre Poothadi	63.00%
Family Health Centre Kottathara	62.00%
Family Health Centre Vengapally	62.00%
Family Health Center Noolpuzha	48.00%
Family Health Centre Cheeral	45.00%
Family Health Centre Thondernad	43.00%
Family Health Centre Pozhuthana	42.00%
Family Health Centre Meppady	41.00%
Family Health Centre Appappara	34.00%
Family Health Centre Vellamunda	14.00%

## 3.3 e-Health Performance - Doctor Consultation



WYD district is at position 5(up by 3) in OP consultation with the value of 81%(13% up).

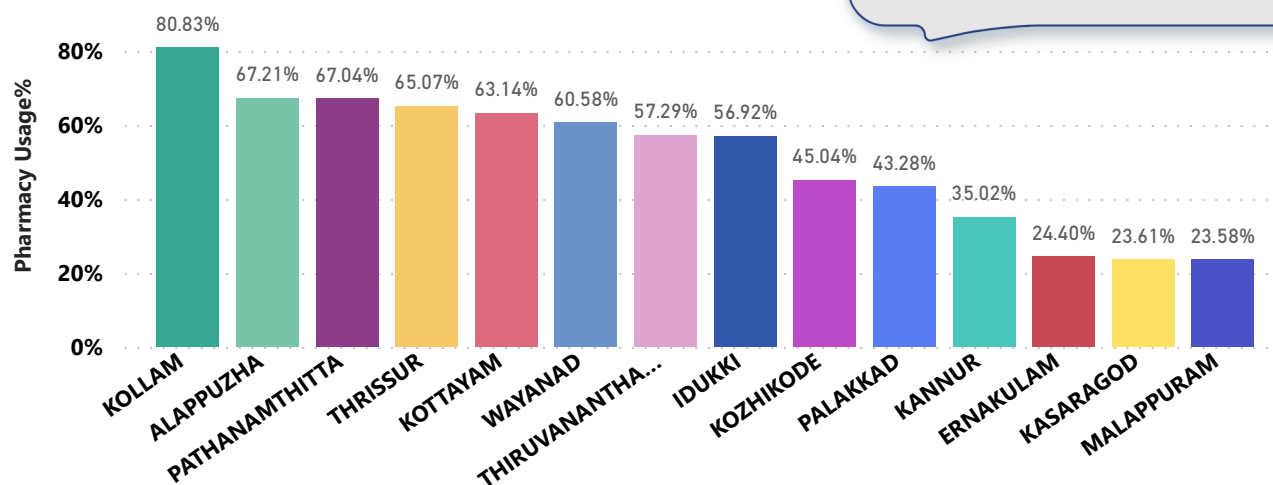
## Doctor Consultation Percentage in PHCs/FHCs

Hospital	Doctor Consultation %
Family Health Centre Thondernad	99.88%
Family Health Centre Poothadi	99.75%
Family Health Centre Cheeral	99.54%
Family Health Centre Meppady	99.39%
Family Health Centre Padinharethara	96.53%
Family Health Center Noolpuzha	96.29%
Family Health Centre Vengapally	95.57%
Family Health Centre Chethalayam	91.06%
Family Health Centre Kottathara	88.65%
Family Health Centre Appappara	81.53%
Family Health Centre Vellamunda	39.43%
Family Health Centre Pozhuthana	22.17%

## 3.4 e-Health Performance - Pharmacy Usage in PHCs/FHCs

Pharmacy usage is calculated as (Pharmacy Prescription Count / Total Visits ) \*100

The WYD district is at position 6(up by 2) in Pharmacy Usage with 60%(13% up).



## Pharmacy Usage in PHCs/FHCs

Hospital	Pharmacy Usage %
Family Health Centre Poothadi	94.00%
Family Health Centre Vengapally	91.00%
Family Health Center Noolpuzha	85.00%
Family Health Centre Padinharethara	82.00%
Family Health Centre Kottathara	81.00%
Family Health Centre Cheeral	79.00%
Family Health Centre Meppady	77.00%
Family Health Centre Thondernad	76.00%
Family Health Centre Appappara	68.00%
Family Health Centre Chethalayam	2.00%
Family Health Centre Pozhuthana	0.00%
Family Health Centre Vellamunda	0.00%

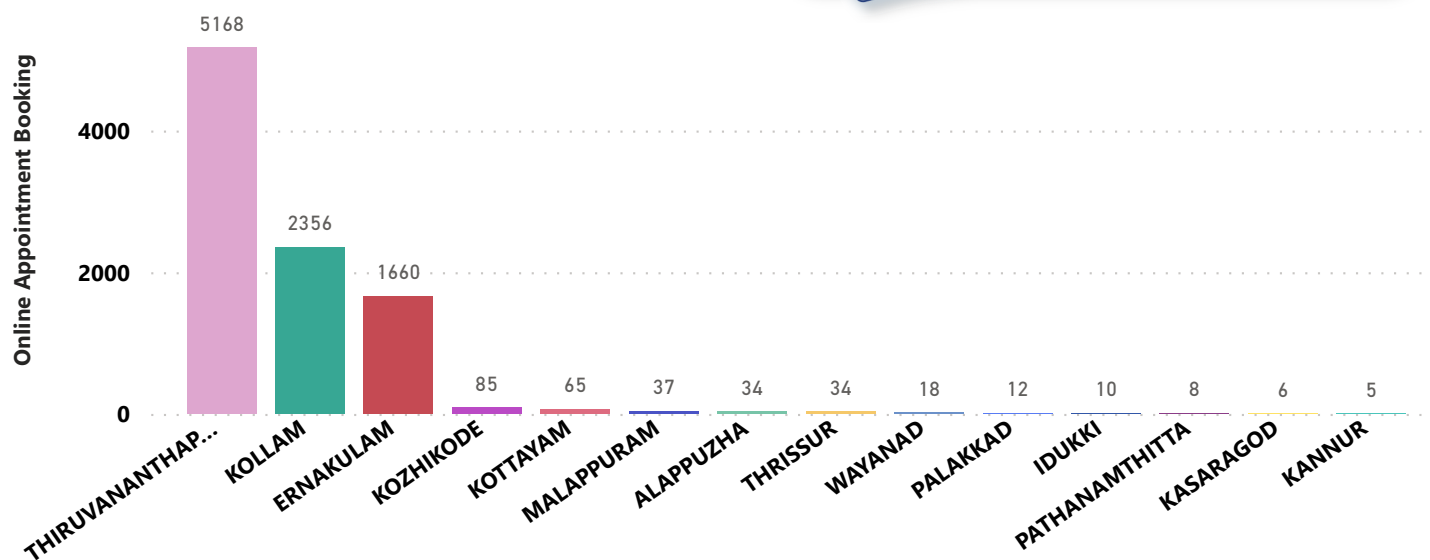
## 4. Status of Modules started in Hospitals

District wise status of live institutions and the count of various modules [Reception, OP Consultation, Lab, Pharmacy] started.

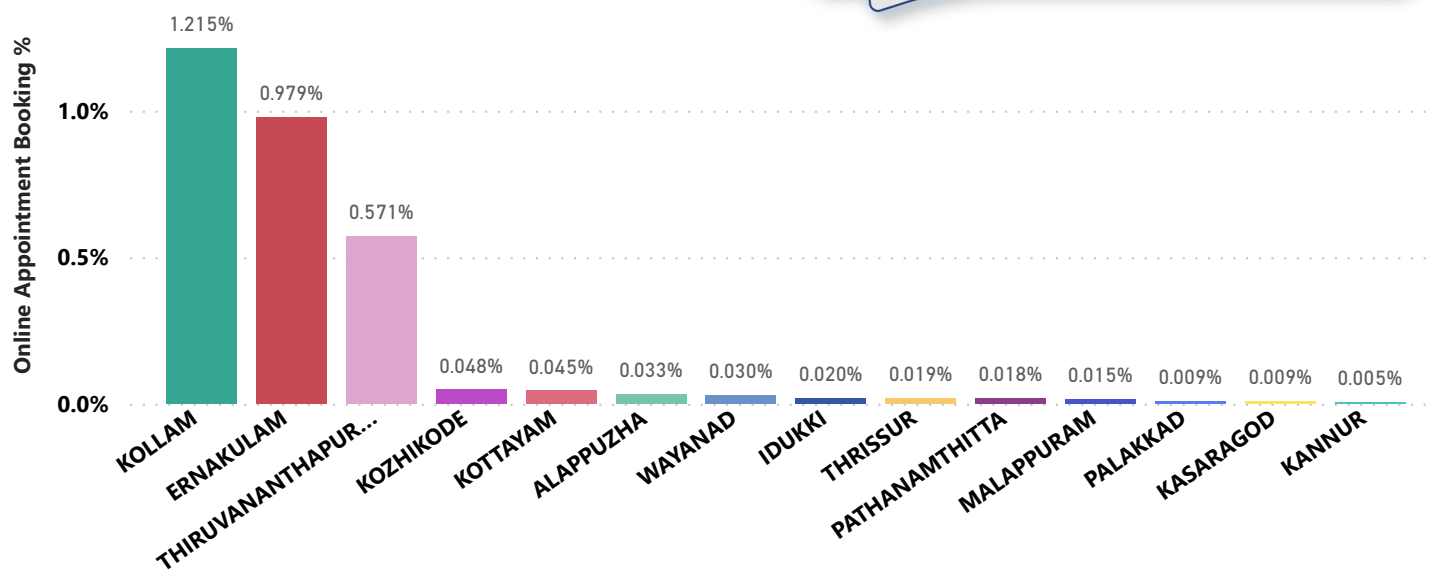
District Name	Live Institutions	Reception	Consultation	Lab	Pharmacy
THIRUVANANTHAPURAM	103	99 (96.1%)	90 (87.4%)	79 (76.7%)	76 (73.8%)
THRISSUR	53	48 (90.6%)	46 (86.8%)	38 (71.7%)	45 (84.9%)
MALAPPURAM	47	34 (72.3%)	19 (40.4%)	13 (27.7%)	12 (25.5%)
PALAKKAD	38	37 (97.4%)	31 (81.6%)	21 (55.3%)	16 (42.1%)
KOZHIKODE	35	29 (82.9%)	18 (51.4%)	13 (37.1%)	15 (42.9%)
ERNAKULAM	34	29 (85.3%)	17 (50.%)	7 (20.6%)	14 (41.2%)
KANNUR	27	26 (96.3%)	15 (55.6%)	11 (40.7%)	9 (33.3%)
KOLLAM	22	22 (100.%)	22 (100.%)	22 (100.%)	22 (100.%)
KOTTAYAM	22	21 (95.5%)	20 (90.9%)	14 (63.6%)	20 (90.9%)
KASARAGOD	19	19 (100.%)	17 (89.5%)	11 (57.9%)	15 (78.9%)
ALAPPUZHA	18	16 (88.9%)	15 (83.3%)	10 (55.6%)	14 (77.8%)
IDUKKI	16	16 (100.%)	16 (100.%)	15 (93.8%)	16 (100.%)
PATHANAMTHITTA	16	15 (93.8%)	15 (93.8%)	9 (56.3%)	10 (62.5%)
WAYANAD	15	14 (93.3%)	13 (86.7%)	14 (93.3%)	11 (73.3%)
<b>Total</b>	<b>465</b>	<b>425 (91.4%)</b>	<b>354 (76.1%)</b>	<b>277 (59.6%)</b>	<b>295 (63.4%)</b>

## 5. Percentage of Online Appointment Booking in Hospitals

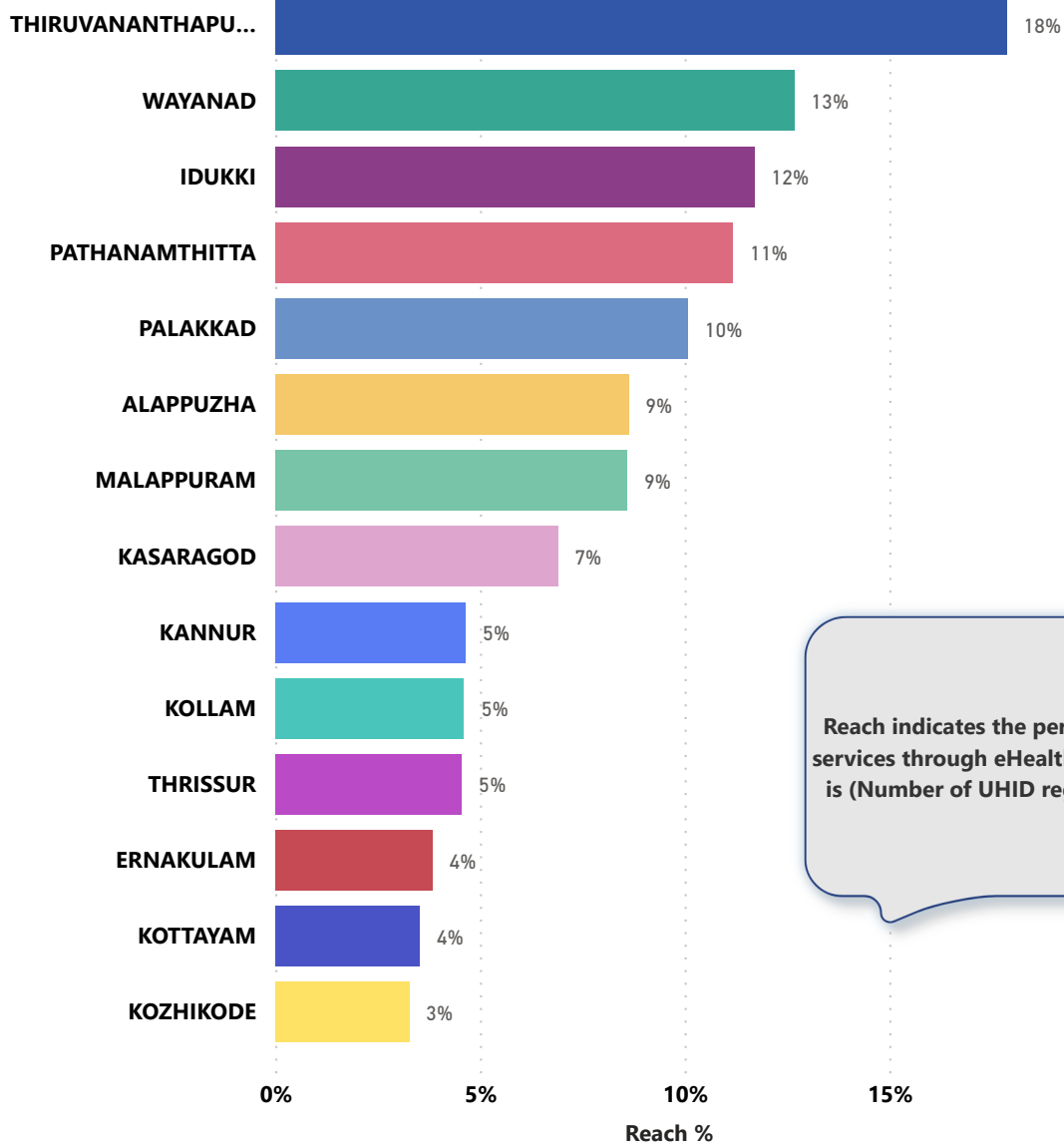
District-wise count of Online appointments taken during the month of August '22. WYD district is at position 9 in online appointment booking.



District-wise percentage of online appointment booking up on OP visits for the month of August '22. Calculation is performed as (Online Visits / OP Visits) \* 100 %.



## 6. eHealth Performance - Reach



Reach indicates the percentage of population availing services through eHealth. The formula used to calculate is  $(\text{Number of UHID registered} / \text{Population}) * 100 \%$ .

## 7. Public Health Survey Status

