

1. eHealth Kerala - Vital Statistics

Live Institutions	19
Medical College Hospitals	1
PHCs/FHCs	15
CHCs	1
DHs/GHs	0
PH Labs	0
Other(Inc UPHCs,Taluk Hospitals)	2



2. Highlights



- The Alappuzha district remains at 3rd position in overall performance ranking of districts based on PHCs/FHCs/UPHCs.
 - The reception module is functional in all institutions.
 - District remains at position 2 in UHID Visits with 57%(nearly 2% up).
- The district is at :
- - position 6(up by 4) in Doctor Consultation with 82% (up by 9%).
 - - position 3(up by 2) in Pharmacy Usage with nearly 70%(up by 9%).



- The district remains at 7th position in reach rank which indicates UHID registration proportionate to the population.
- The district is at position 8(down by 1) in the number of online appointment booking.
- The district is at position 5 in house survey completion (4%) and at position 8 in member survey completion (0.05%).

3. eHealth - District Ranking Matrix Based on Performance of PHCs/FHCs/UPHCs

The ranking matrix showcase the district performance in providing eHealth services through PHCs/FHCs/UPHCs based on six different parameters. These parameters include whether the reception module is started or not, UHID Visits, Doctor Consultation, Pharmacy Usage, Lab Usage and number of Live Institutions. Based on the ranking, the districts are classified into three broad categories, the best performing districts, the average performing districts and the low performing districts.

The best performing districts should strive to continue to remain in the same position, whereas the average performing as well as the low performing districts should strive to reach to the 'top four' league.

The ranking matrix for the month of December '22 is given below:

District	Rank
IDUKKI	1
WAYANAD	1
KOLLAM	2
THIRUVANANTHAPURAM	2
ALAPPUZHA	3
PALAKKAD	3
PATHANAMTHITTA	3
THRISSUR	4
KANNUR	5
KOTTAYAM	5
KOZHIKODE	6
ERNAKULAM	7
KASARAGOD	7
MALAPPURAM	8

 Best performing
 Average performing
 Low performing

3. eHealth - Institution Level Ranking of PHCs/FHCs/UPHCs

Hospital	Rank
Family Health Centre Kanjikuzhy	1
Family Health Centre Punnapra North	1
Family Health Centre Purakkad	1
Family Health Centre Veeyapuram	1
Family Health Centre Vettakkal	2
Family Health Centre Arattupuzha	3
Family Health Centre Pallipuram	3
Urban Primary Health Centre Mullathu Valappu	3
Family Health Centre Aroor	4
Urban Primary Health Centre Cheravally	4
Family Health Centre Chettikulangara	5
Family Health Centre Palamel	5
Family Health Centre Panavally	5
Family Health Centre Perumpalam	5
Family Health Centre Kalavoor	6
Family Health Centre Cheruthana	7
Family Health Centre Kandallloor	8

3.1 eHealth Performance - Reception Module

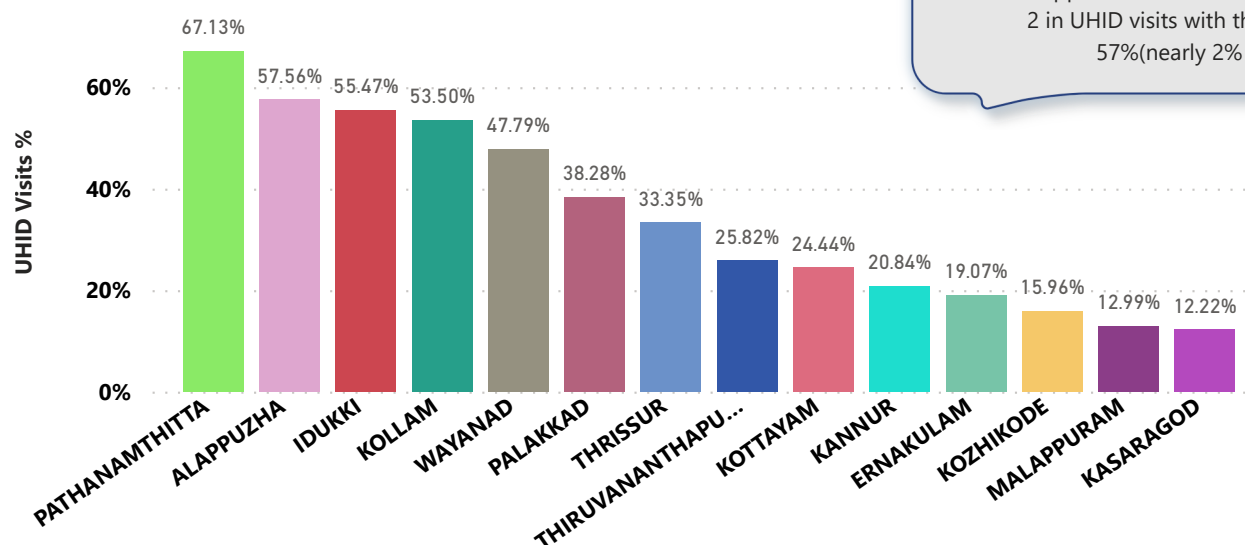
Reception Module is considered to be functional in a PHC/FHC/UPHC only if the number of total visits for the month is of minimum 500.

Reception module started in 16 of 17
PHCs/FHCs/UPHCs

District	PHC/FHC/UPHC Count	PHC/FHC/UPHC with Reception	% of PHC/FHC/UPHC with Reception
ALAPPUZHA	17	17	100.00%
KASARAGOD	19	19	100.00%
KOLLAM	21	21	100.00%
WAYANAD	15	15	100.00%
THRISSUR	52	51	98.00%
PALAKKAD	37	36	97.00%
THIRUVANANTHAPURAM	67	65	97.00%
KANNUR	26	25	96.00%
KOTTAYAM	21	20	95.00%
IDUKKI	17	16	94.00%
PATHANAMTHITTA	17	16	94.00%
KOZHIKODE	29	26	90.00%
MALAPPURAM	46	40	87.00%
ERNAKULAM	31	26	84.00%

3.2 e-Health Performance - UHID Visits

UHID Visit % is calculated as (UHID Visits / Total Visit) *100



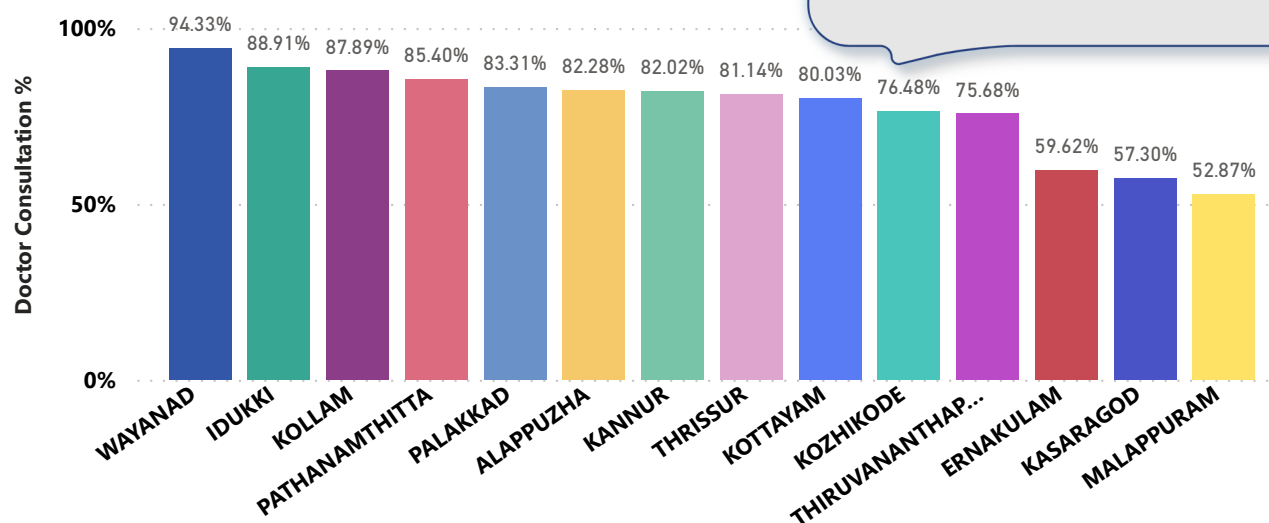
The Alappuzha district remains at position 2 in UHID visits with the value of 57%(nearly 2% up).

PHCs/FHCs/UPHCs based on UHID Visits

Hospital	UHID Visit %
Family Health Centre Arattupuzha	55.00%
Family Health Centre Aroor	58.00%
Family Health Centre Cheruthana	47.00%
Family Health Centre Chettikulangara	55.00%
Family Health Centre Kalavoor	39.00%
Family Health Centre Kandalloor	30.00%
Family Health Centre Kanjikuzhy	63.00%
Family Health Centre Palamel	68.00%
Family Health Centre Pallipuram	55.00%
Family Health Centre Panavally	52.00%
Family Health Centre Perumpalam	76.00%
Family Health Centre Punnapra North	78.00%
Family Health Centre Purakkad	87.00%
Family Health Centre Veeyapuram	61.00%
Family Health Centre Vettakkal	83.00%
Urban Primary Health Centre Cheravally	33.00%
Urban Primary Health Centre Mullathu Valappu	56.00%

Institutions with atleast 100 UHID visits are listed here.

3.3 e-Health Performance - Doctor Consultation



The Alappuzha district is at position 6 (up by 4) in OP consultation by doctors with 82% (9% up).

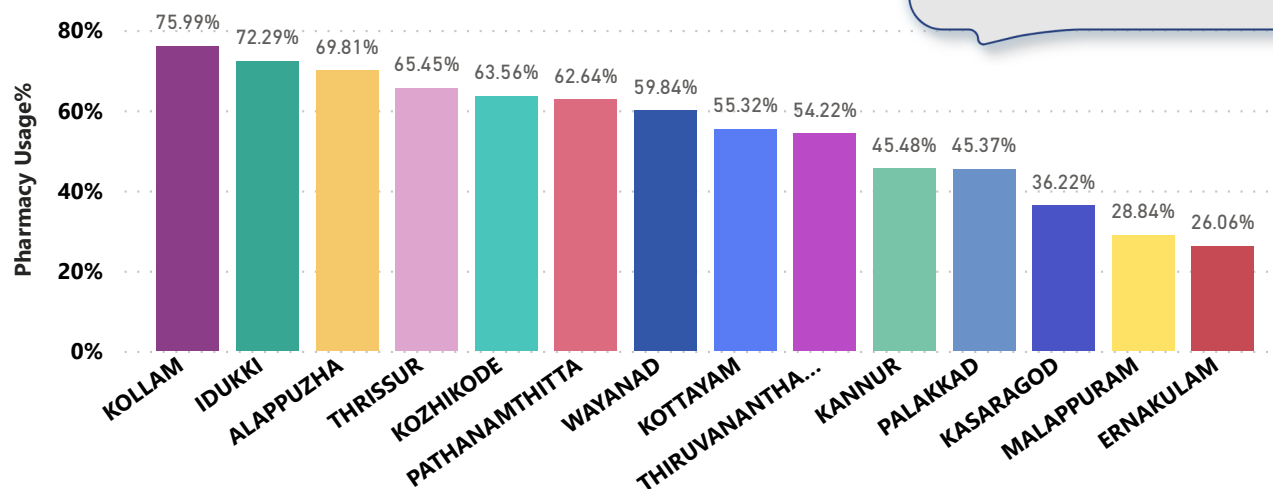
Doctor Consultation Percentage in PHCs/FHCs/UPHCs

Hospital	Doctor Consultation %
Family Health Centre Purakkad	99.74%
Family Health Centre Punnapra North	97.98%
Family Health Centre Kanjikuzhy	97.70%
Family Health Centre Palamel	97.22%
Family Health Centre Kalavoor	96.55%
Family Health Centre Aroor	93.11%
Family Health Centre Veeyapuram	92.23%
Family Health Centre Chettikulangara	91.86%
Family Health Centre Arattupuzha	90.74%
Urban Primary Health Centre Cheravally	90.39%
Family Health Centre Pallipuram	90.07%
Urban Primary Health Centre Mullathu Valappu	86.73%
Family Health Centre Vettakkal	86.02%
Family Health Centre Panavally	83.73%
Family Health Centre Cheruthana	81.13%
Family Health Centre Perumpalam	55.01%
Family Health Centre Kandalloor	4.17%

3.4 e-Health Performance - Pharmacy Usage in PHCs/FHCs/UPHCs

Pharmacy usage is calculated as (Pharmacy Prescription Count / Total Visits) *100

The Alappuzha district stands at position 3(up by 2) in Pharmacy Usage with nearly 70%(up by 9%).



Pharmacy Usage in PHCs/FHCs/UPHCs

Hospital	Pharmacy Usage %
Family Health Centre Punnapra North	94.00%
Family Health Centre Purakkad	91.00%
Family Health Centre Chettikulangara	88.00%
Family Health Centre Veeyapuram	87.00%
Family Health Centre Kanjikuzhy	85.00%
Family Health Centre Pallipuram	85.00%
Family Health Centre Vettakkal	82.00%
Urban Primary Health Centre Mullathu Valappu	80.00%
Family Health Centre Arattupuzha	78.00%
Family Health Centre Aroor	76.00%
Family Health Centre Kalavoor	75.00%
Family Health Centre Palamel	75.00%
Urban Primary Health Centre Cheravally	64.00%
Family Health Centre Cheruthana	62.00%
Family Health Centre Panavally	55.00%
Family Health Centre Perumpalam	46.00%
Family Health Centre Kandallloor	2.00%

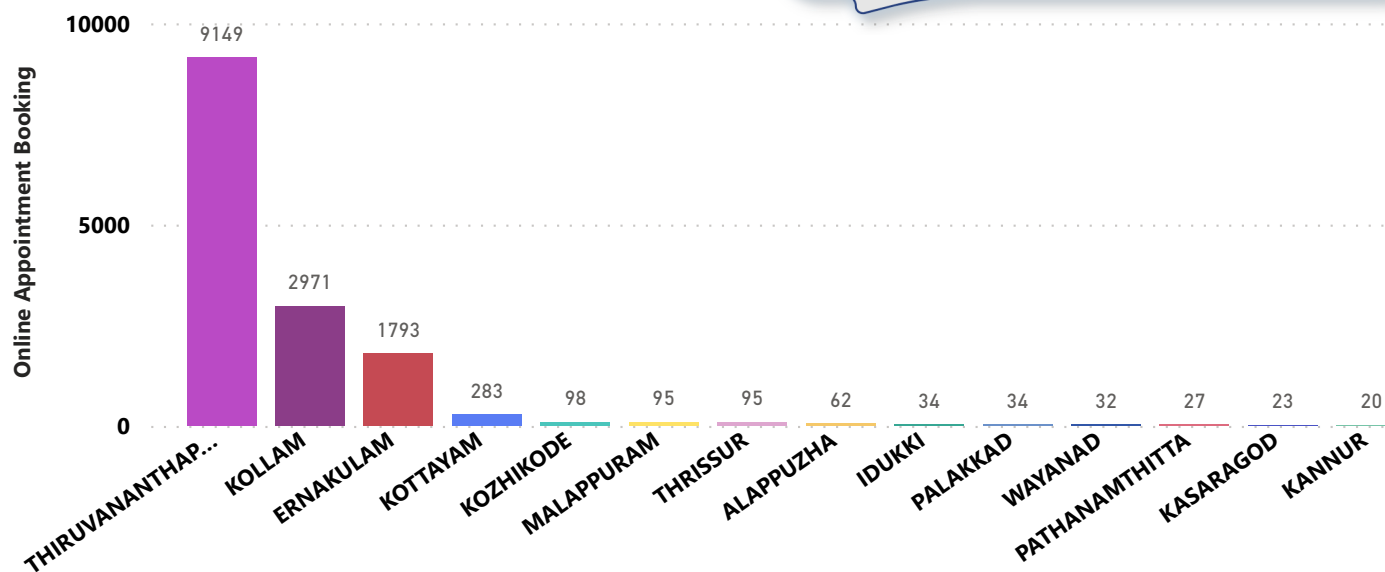
4. Status of Modules started in Hospitals

District wise status of live institutions and the count of various modules [Reception, OP Consultation, Lab, Pharmacy] started.

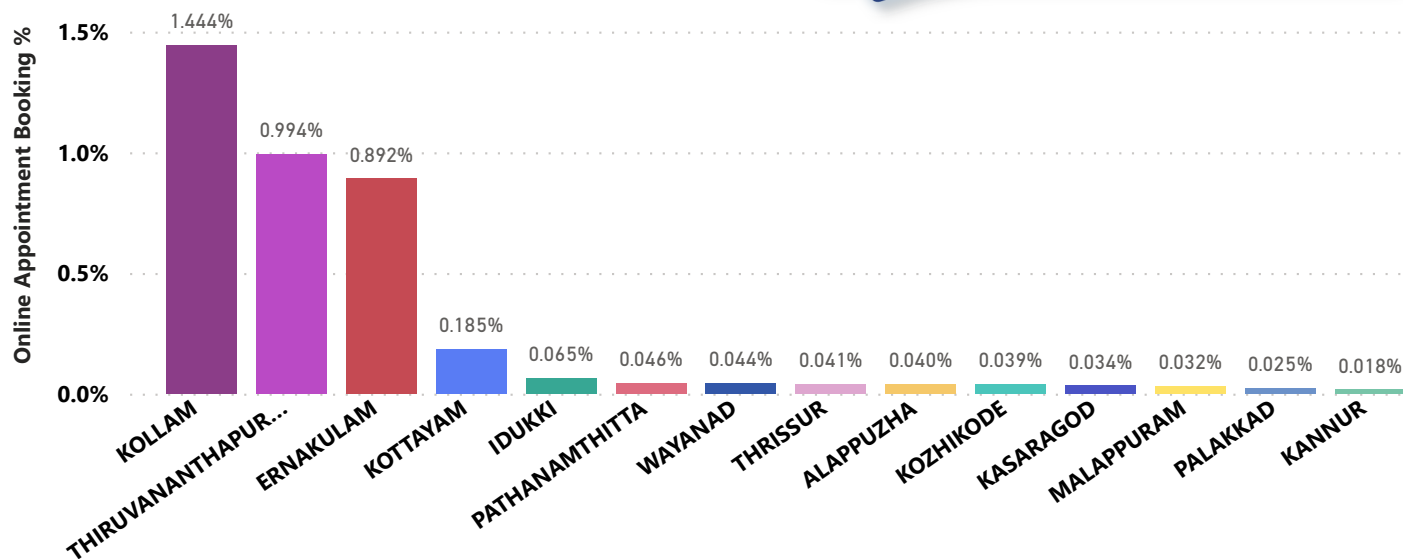
District Name	Live Institutions	Reception	Consultation	Lab	Pharmacy
THIRUVANANTHAPURAM	104	99 (95.2%)	93 (89.4%)	80 (76.9%)	79 (76.%)
THRISSUR	56	54 (96.4%)	53 (94.6%)	45 (80.4%)	51 (91.1%)
MALAPPURAM	47	42 (89.4%)	35 (74.5%)	19 (40.4%)	20 (42.6%)
KOZHIKODE	39	33 (84.6%)	28 (71.8%)	23 (59.%)	24 (61.5%)
PALAKKAD	38	37 (97.4%)	36 (94.7%)	30 (78.9%)	21 (55.3%)
ERNAKULAM	34	28 (82.4%)	25 (73.5%)	10 (29.4%)	18 (52.9%)
KANNUR	28	26 (92.9%)	25 (89.3%)	18 (64.3%)	19 (67.9%)
KOLLAM	23	22 (95.7%)	22 (95.7%)	22 (95.7%)	22 (95.7%)
KOTTAYAM	23	21 (91.3%)	20 (87.%)	13 (56.5%)	19 (82.6%)
ALAPPUZHA	19	19 (100.%)	18 (94.7%)	16 (84.2%)	18 (94.7%)
IDUKKI	19	18 (94.7%)	16 (84.2%)	11 (57.9%)	15 (78.9%)
KASARAGOD	19	19 (100.%)	19 (100.%)	13 (68.4%)	17 (89.5%)
PATHANAMTHITTA	18	17 (94.4%)	15 (83.3%)	12 (66.7%)	12 (66.7%)
WAYANAD	16	15 (93.8%)	15 (93.8%)	15 (93.8%)	15 (93.8%)
Total	483	450 (93.2%)	420 (87.%)	327 (67.7%)	350 (72.5%)

5. Percentage of Online Appointment Booking in Hospitals

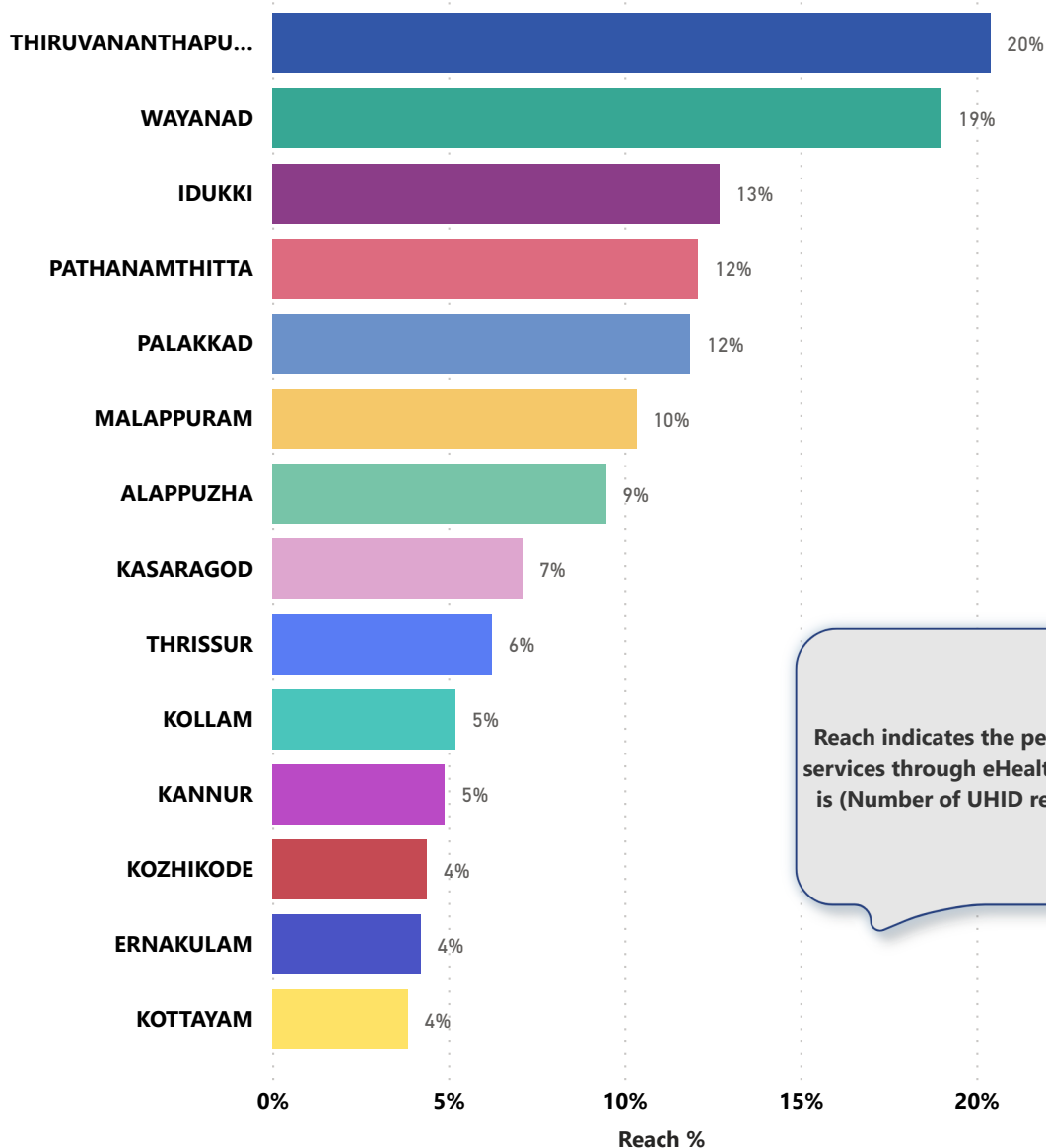
District-wise count of online appointments taken during the month December'22. Alappuzha district is at position 8(down by 1) in online appointment booking.



District-wise percentage of online appointment booking up on OP visits for the month of December '22. Calculation is performed as (Online Visits / OP Visits) * 100 %.



6. eHealth Performance - Reach



Reach indicates the percentage of population availing services through eHealth. The formula used to calculate is $(\text{Number of UHID registered} / \text{Population}) * 100 \%$.

7. Public Health Survey Status

