

1. eHealth Kerala - Vital Statistics

Live Institutions	34
Medical College Hospitals	1
PHCs/FHCs	28
CHCs	0
DHs/GHs	1
PH Labs	0
Other(Inc UPHCs,Taluk Hospitals)	4



2. Highlights



- Out of 31 PHCs/FHCs/UPHCs, 26 institutions started reception Module .
- The district remains at position 3 in online appointment booking.



- The Ernakulam district is at second last position in overall performance ranking of districts based on PHCs/FHCs/UPHCs.
- District remains at :
 - position 11 in UHID Visits (19%) .
 - position 12 in Doctor Consultation(60%, down by 6%).
 - position 14(down by 1) in Pharmacy Usage(26%, down by 2%).
- The district is at position 8 in house survey completion (2.19%) and at position 12 in member survey completion (0.01%).
- The district remains at last position in reach rank which indicates UHID registration proportionate to the population.




3. eHealth - District Ranking Matrix Based on Performance of PHCs/FHCs/UPHCs

The ranking matrix showcase the district performance in providing eHealth services through PHCs/FHCs/UPHCs based on six different parameters. These parameters include whether the reception module is started or not, UHID Visits, Doctor Consultation, Pharmacy Usage, Lab Usage and number of Live Institutions. Based on the ranking, the districts are classified into three broad categories, the best performing districts, the average performing districts and the low performing districts.

The best performing districts should strive to continue to remain in the same position, whereas the average performing as well as the low performing districts should strive to reach to the 'top four' league.

The ranking matrix for the month of December '22 is given below:

District	Rank
IDUKKI	1
WAYANAD	1
KOLLAM	2
THIRUVANANTHAPURAM	2
ALAPPUZHA	3
PALAKKAD	3
PATHANAMTHITTA	3
THRISSUR	4
KANNUR	5
KOTTAYAM	5
KOZHIKODE	6
ERNAKULAM	7
KASARAGOD	7
MALAPPURAM	8

 Best performing
 Average performing
 Low performing

3. eHealth - Institution Level Ranking of PHCs/FHCs/UPHCs

Hospital	Rank
Family Health Centre Maneed	1
Family Health Centre Eroor	2
Family Health Centre Kadavoor	2
Family Health Centre Munambam	2
Urban Primary Health Centre Kennadimukku	3
Family Health Centre Karumallor	4
Family Health Centre Kottappady	4
Family Health Centre Cheranelloore	5
Family Health Centre Mazhuvannoor	5
Family Health Centre Thirumarady	5
Family Health Centre Chittattukara	6
Family Health Centre Manjapra	6
Family Health Centre Vazhakulam	6
Family Health Centre Ayyampuzha	7
Family Health Centre Gothuruth	7
Family Health Centre Kodanad	7
Family Health Centre Neriya Mangalam	7
Family Health Centre Chellanam	8
Family Health Centre Chowara	8
Family Health Centre Edavanakkad	8
Family Health Centre Koonammavu	8
Family Health Centre Kuttampuzha	8
Family Health Centre Mulavukad	8
Family Health Centre Rayamangalam	8
Family Health Centre Thiruvaniyoor	8
Urban Primary Health Centre Moolamkuzhy	8

3.1 eHealth Performance - Reception Module

Reception Module is considered to be functional in a PHC/FHC/UPHC only if the number of total visits for the month is of minimum 500.

Reception module started in 65 of 67 all PHCs/FHCs/UPHCs

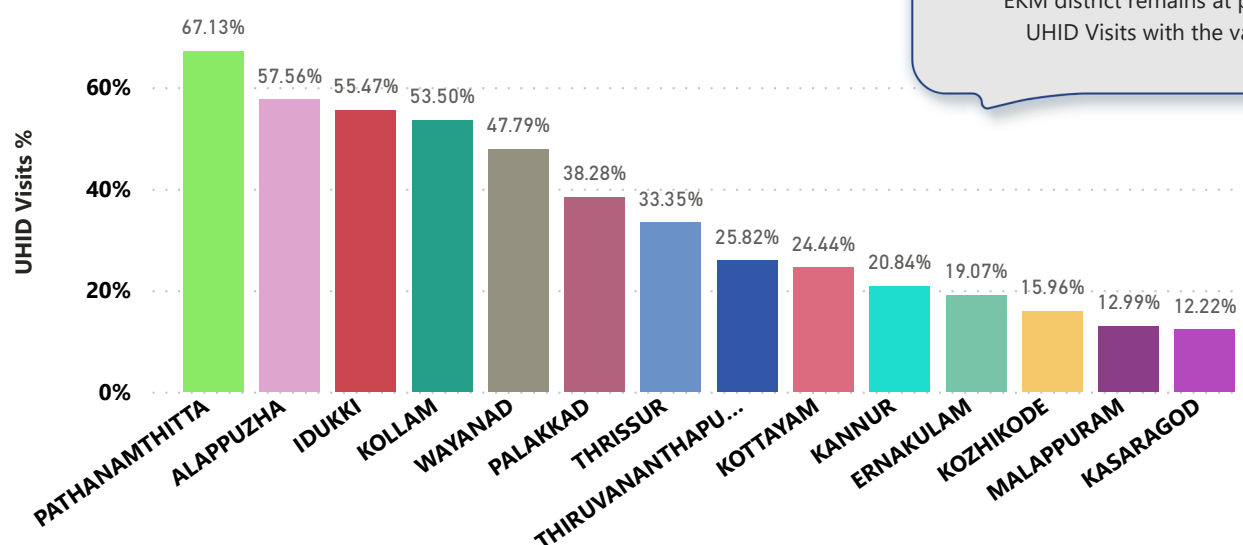
District	PHC/FHC/UPHC Count	PHC/FHC/UPHC with Reception	% of PHC/FHC/UPHC with Reception
ALAPPUZHA	17	17	100.00%
KASARAGOD	19	19	100.00%
KOLLAM	21	21	100.00%
WAYANAD	15	15	100.00%
THRISSUR	52	51	98.00%
PALAKKAD	37	36	97.00%
THIRUVANANTHAPURAM	67	65	97.00%
KANNUR	26	25	96.00%
KOTTAYAM	21	20	95.00%
IDUKKI	17	16	94.00%
PATHANAMTHITTA	17	16	94.00%
KOZHIKODE	29	26	90.00%
MALAPPURAM	46	40	87.00%
ERNAKULAM	31	26	84.00%

Institutions where the reception module is either not started or not using

Hospital Name
Family Health Centre Alangad
Family Health Centre Nayarambalm
Family Health Centre Okkal
Family Health Centre Paipra
Urban Primary Health Centre Elamanthoppu

3.2 e-Health Performance - UHID Visits

UHID Visit % is calculated as (UHID Visits / Total Visit) *100



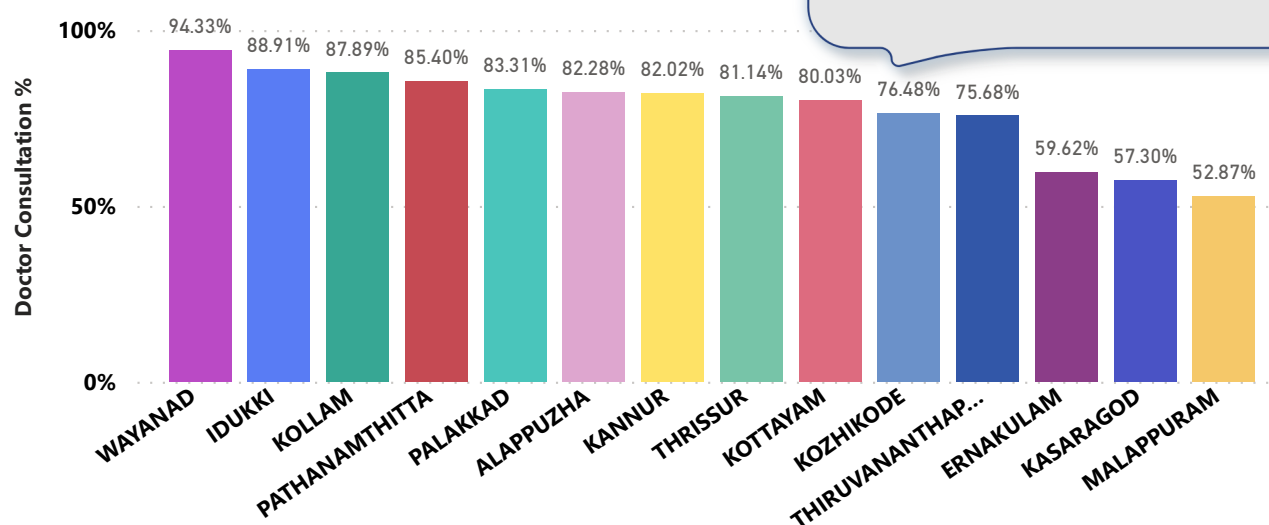
PHCs/FHCs/UPHCs based on UHID Visits

Institutions with atleast 100 UHID visits are listed here.

Hospital	UHID Visit %
Family Health Centre Munambam	80.00%
Family Health Centre Eroor	62.00%
Family Health Centre Maneed	52.00%
Family Health Centre Kadavoor	50.00%
Family Health Centre Thirumarady	47.00%
Family Health Centre Neriyanamangalam	31.00%
Family Health Centre Chittattukara	29.00%
Family Health Centre Kottappady	21.00%
Family Health Centre Cheranelloore	19.00%
Family Health Centre Thiruvaniyoor	16.00%
Family Health Centre Mazhuvannoor	15.00%

Hospital	UHID Visit %
Family Health Centre Kodanad	3.00%
Family Health Centre Rayamangalam	3.00%
Family Health Centre Koonammavu	4.00%
Family Health Centre Mulavukad	5.00%
Urban Primary Health Centre Kennadimukku	6.00%
Family Health Centre Edavanakkad	7.00%
Family Health Centre Manjapra	12.00%
Family Health Centre Mazhuvannoor	15.00%
Family Health Centre Vazhakulam	15.00%
Family Health Centre Thiruvaniyoor	16.00%

3.3 e-Health Performance - Doctor Consultation



EKM district remains at position 12 in Doctor Consultation with nearly 60%(down by 6%).

Doctor Consultation Percentage in PHCs/FHCs/UPHCs

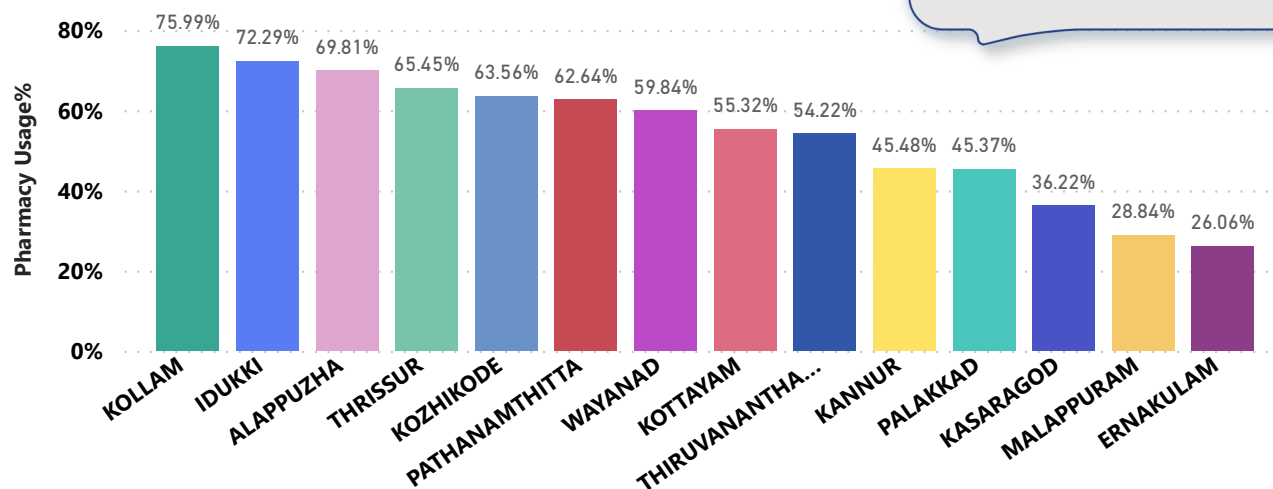
Hospital	Doctor Consultation %
Family Health Centre Cheranelloore	97.71%
Family Health Centre Kadavoor	93.26%
Family Health Centre Mazhuvannoor	92.39%
Family Health Centre Maneed	88.44%
Family Health Centre Munambam	79.38%
Family Health Centre Manjapra	79.14%
Urban Primary Health Centre Kennadimukku	77.53%
Family Health Centre Eroor	77.13%
Family Health Centre Kottappady	71.01%
Family Health Centre Vazhakulam	69.90%
Family Health Centre Kodanad	67.20%
Family Health Centre Thirumarady	58.52%
Family Health Centre Chittattukara	52.42%
Family Health Centre Thiruvaniyoor	47.84%
Family Health Centre Rayamangalam	47.07%

Hospital	Doctor Consultation %
Family Health Centre Edavanakkad	0.00%
Family Health Centre Mulavukad	0.00%
Family Health Centre Neriyaamangalam	12.46%
Family Health Centre Koonammavu	29.84%
Family Health Centre Rayamangalam	47.07%
Family Health Centre Thiruvaniyoor	47.84%
Family Health Centre Chittattukara	52.42%
Family Health Centre Thirumarady	58.52%
Family Health Centre Kodanad	67.20%
Family Health Centre Vazhakulam	69.90%
Family Health Centre Kottappady	71.01%
Family Health Centre Eroor	77.13%
Urban Primary Health Centre Kennadimukku	77.53%
Family Health Centre Manjapra	79.14%
Family Health Centre Munambam	79.38%

3.4 e-Health Performance - Pharmacy Usage in PHCs/FHCs/UPHCs

Pharmacy usage is calculated as (Pharmacy Prescription Count / Total Visits) *100

The EKM district is at position 14(down by 1) in Pharmacy Usage with 26%(down by 2%).



Pharmacy Usage in PHCs/FHCs/UPHCs

Hospital	Pharmacy Usage %
Family Health Centre Maneed	76.00%
Family Health Centre Kottappady	74.00%
Family Health Centre Kadavoor	73.00%
Family Health Centre Eroor	72.00%
Urban Primary Health Centre Kennadimukku	70.00%
Family Health Centre Munambam	66.00%
Family Health Centre Vazhakulam	43.00%
Family Health Centre Thiruvaniyoor	30.00%
Family Health Centre Thirumarady	29.00%
Family Health Centre Mazhuvannoor	20.00%
Family Health Centre Kodanad	13.00%
Family Health Centre Cheranelloore	5.00%
Family Health Centre Koonammavu	2.00%
Family Health Centre Chittattukara	0.00%
Family Health Centre Edavanakkad	0.00%
Family Health Centre Manjapra	0.00%

Hospital	Pharmacy Usage %
Family Health Centre Chittattukara	0.00%
Family Health Centre Edavanakkad	0.00%
Family Health Centre Manjapra	0.00%
Family Health Centre Mulavukad	0.00%
Family Health Centre Neriya Mangalam	0.00%
Family Health Centre Rayamangalam	0.00%
Family Health Centre Koonammavu	2.00%
Family Health Centre Cheranelloore	5.00%
Family Health Centre Kodanad	13.00%
Family Health Centre Mazhuvannoor	20.00%
Family Health Centre Thirumarady	29.00%
Family Health Centre Thiruvaniyoor	30.00%
Family Health Centre Vazhakulam	43.00%
Family Health Centre Munambam	66.00%
Urban Primary Health Centre Kennadimukku	70.00%
Family Health Centre Eroor	72.00%

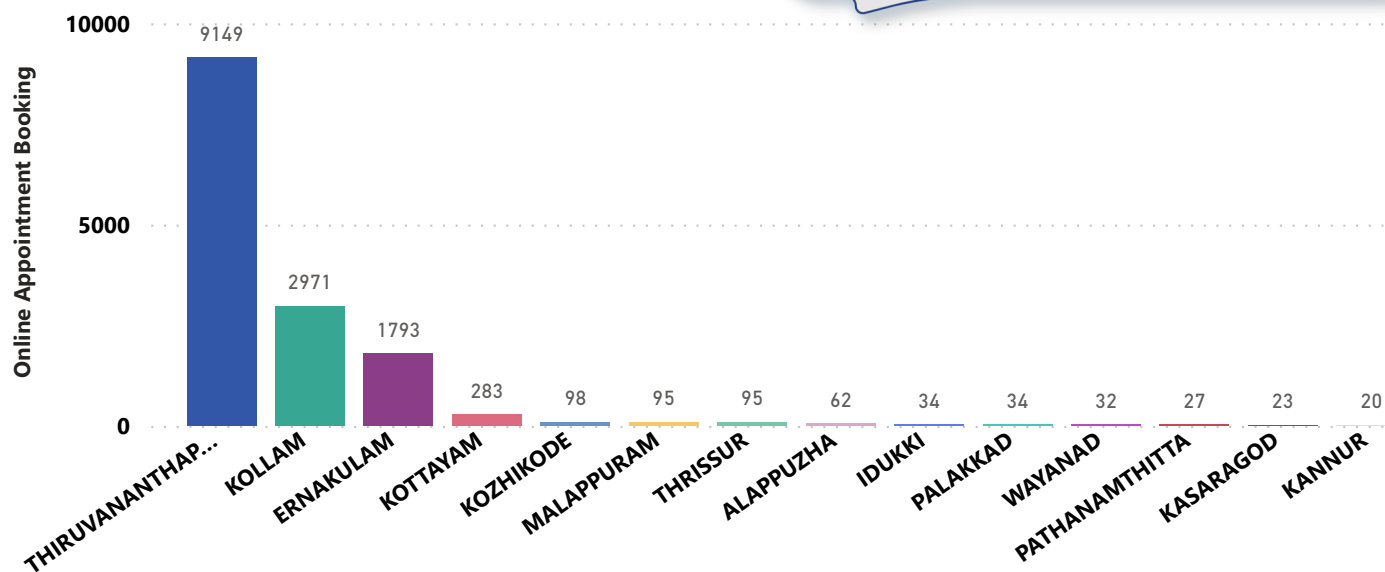
4. Status of Modules started in Hospitals

District wise status of live institutions and the count of various modules [Reception, OP Consultation, Lab, Pharmacy] started.

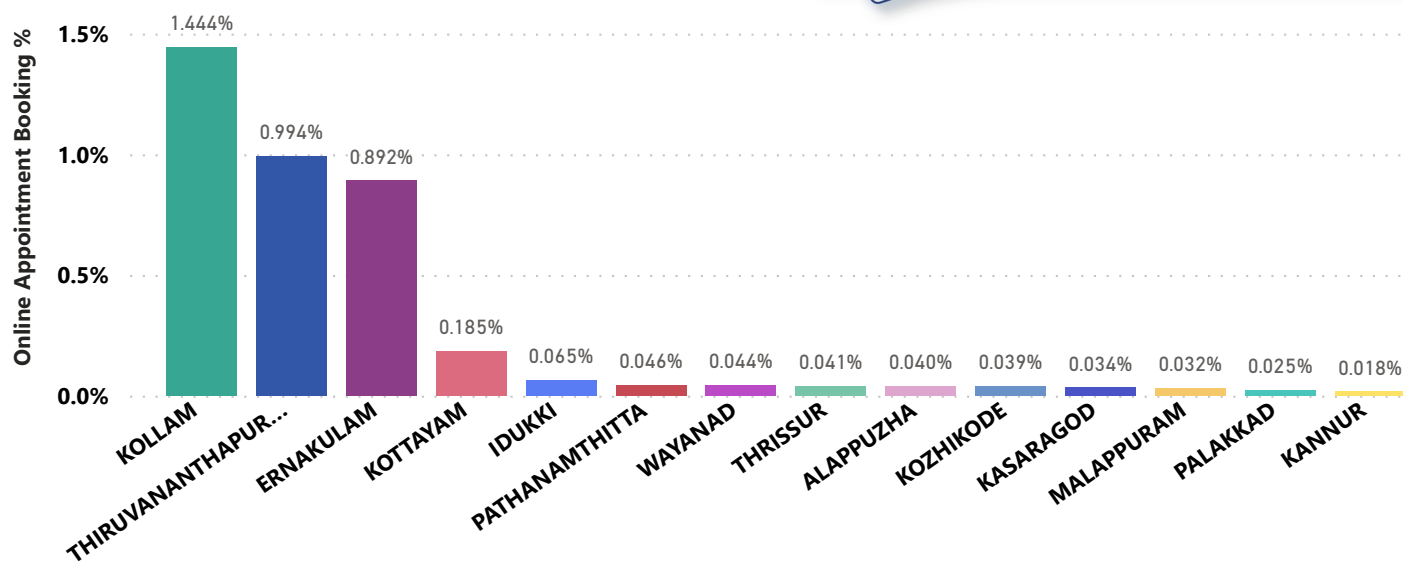
District Name	Live Institutions	Reception	Consultation	Lab	Pharmacy
THIRUVANANTHAPURAM	104	99 (95.2%)	93 (89.4%)	80 (76.9%)	79 (76.%)
THRISSUR	56	54 (96.4%)	53 (94.6%)	45 (80.4%)	51 (91.1%)
MALAPPURAM	47	42 (89.4%)	35 (74.5%)	19 (40.4%)	20 (42.6%)
KOZHIKODE	39	33 (84.6%)	28 (71.8%)	23 (59.%)	24 (61.5%)
PALAKKAD	38	37 (97.4%)	36 (94.7%)	30 (78.9%)	21 (55.3%)
ERNAKULAM	34	28 (82.4%)	25 (73.5%)	10 (29.4%)	18 (52.9%)
KANNUR	28	26 (92.9%)	25 (89.3%)	18 (64.3%)	19 (67.9%)
KOLLAM	23	22 (95.7%)	22 (95.7%)	22 (95.7%)	22 (95.7%)
KOTTAYAM	23	21 (91.3%)	20 (87.%)	13 (56.5%)	19 (82.6%)
ALAPPUZHA	19	19 (100.%)	18 (94.7%)	16 (84.2%)	18 (94.7%)
IDUKKI	19	18 (94.7%)	16 (84.2%)	11 (57.9%)	15 (78.9%)
KASARAGOD	19	19 (100.%)	19 (100.%)	13 (68.4%)	17 (89.5%)
PATHANAMTHITTA	18	17 (94.4%)	15 (83.3%)	12 (66.7%)	12 (66.7%)
WAYANAD	16	15 (93.8%)	15 (93.8%)	15 (93.8%)	15 (93.8%)
Total	483	450 (93.2%)	420 (87.%)	327 (67.7%)	350 (72.5%)

5. Percentage of Online Appointment Booking in Hospitals

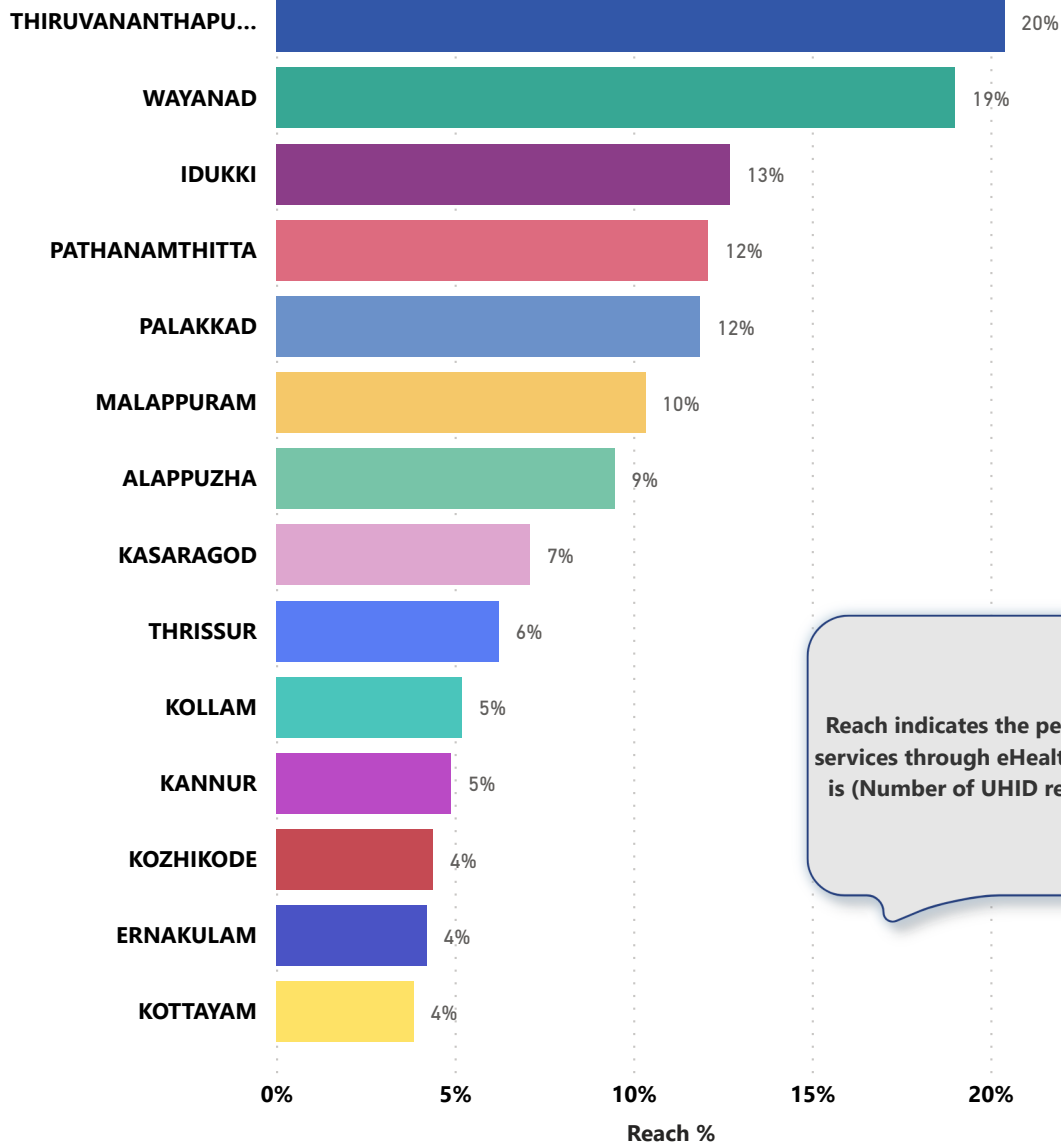
District-wise count of Online appointments taken during the month of December '22. EKM district remains at 3rd position in online appointment booking.



District-wise percentage of online appointment booking up on OP visits for the month of December '22. Calculation is performed as (Online Visits / OP Visits) * 100 %.



6. eHealth Performance - Reach



Reach indicates the percentage of population availing services through eHealth. The formula used to calculate is $(\text{Number of UHID registered} / \text{Population}) * 100 \%$.

7. Public Health Survey Status

