

### 1. eHealth Kerala - Vital Statistics

<b>Live Institutions</b>	19
<b>Medical College Hospitals</b>	0
<b>PHCs/FHCs</b>	16
<b>CHCs</b>	1
<b>DHs/GHs</b>	0
<b>PH Labs</b>	0
<b>Other(Inc UPHCs,Taluk Hospitals)</b>	2



### 2. Highlights



- The Idukki district remains at position 1 in the overall performance ranking of districts based on PHCs/FHCs/UPHCs.
- The reception module started in 16 out of 17 PHCs/FHCs/UPHCs.
- The Idukki district remains at
  - - position 3 in UHID visits with 55%.
  - - position 2 in Pharmacy Usage with 72%.
- The district is at position 2 in the house survey completion (43.25%) and at position 5 in member survey completion (0.2%).



- The district is at position 2(down by 1) in OP consultation with 89%.
- The district remains at position 3 in reach rank which indicates UHID registration proportionate to the population.
- Idukki district stands at position 9 (down by 3 ) in online appointment booking.

## 3. eHealth - District Ranking Matrix Based on Performance of PHCs/FHCs/UPHCs

The ranking matrix showcase the district performance in providing eHealth services through PHCs/FHCs/UPHCs based on six different parameters. These parameters include whether the reception module is started or not, UHID Visits, Doctor Consultation, Pharmacy Usage, Lab Usage and number of Live Institutions. Based on the ranking, the districts are classified into three broad categories, the best performing districts, the average performing districts and the low performing districts.

The best performing districts should strive to continue to remain in the same position, whereas the average performing as well as the low performing districts should strive to reach to the 'top four' league.

The ranking matrix for the month of December '22 is given below:

District	Rank
IDUKKI	1
WAYANAD	1
KOLLAM	2
THIRUVANANTHAPURAM	2
ALAPPUZHA	3
PALAKKAD	3
PATHANAMTHITTA	3
THRISSUR	4
KANNUR	5
KOTTAYAM	5
KOZHIKODE	6
ERNAKULAM	7
KASARAGOD	7
MALAPPURAM	8

 Best performing  
 Average performing  
 Low performing

## 3. eHealth - Institution Level Ranking of PHCs/FHCs/UPHCs

Hospital	Rank
Family Health Centre Alakode	1
Family Health Centre Elamdesom	1
Family Health Centre Kumily	2
Family Health Centre Kanchiyar	3
Family Health Centre Kudayathur	3
Family Health Centre Rajakumary	3
Family Health Centre Udumbanchola	3
Family Health Centre Karimkunnam	4
Family Health Centre Kumaramangalam	4
Family Health Centre Vattavada	5
Family Health Centre Mariyapuram	6
Family Health Centre Peruvanthanam	7
Family Health Centre Konnathady	8
Family Health Centre Kamakshy	9
Urban Primary Health Centre Parakkadavu	9
Family Health Centre Bison Valley	10
Family Health Centre Arakulam	11

## 3.1 eHealth Performance - Reception Module

Reception Module is considered to be functional in a PHC/FHC/UPHC only if the number of total visits for the month is of minimum 500.

Reception module started in 16 out of 17 PHCs/FHCs/UPHCs

District	PHC/FHC/UPHC Count	PHC/FHC/UPHC with Reception	% of PHC/FHC/UPHC with Reception
THIRUVANANTHAPURAM	67	65	97.00%
THRISSUR	52	51	98.00%
MALAPPURAM	46	40	87.00%
PALAKKAD	37	36	97.00%
ERNAKULAM	31	26	84.00%
KOZHIKODE	29	26	90.00%
KANNUR	26	25	96.00%
KOLLAM	20	21	105.00%
KOTTAYAM	21	20	95.00%
KASARAGOD	19	19	100.00%
ALAPPUZHA	17	17	100.00%
IDUKKI	17	16	94.00%
PATHANAMTHITTA	17	16	94.00%
WAYANAD	15	15	100.00%

Institutions where the reception module is either not started or not using

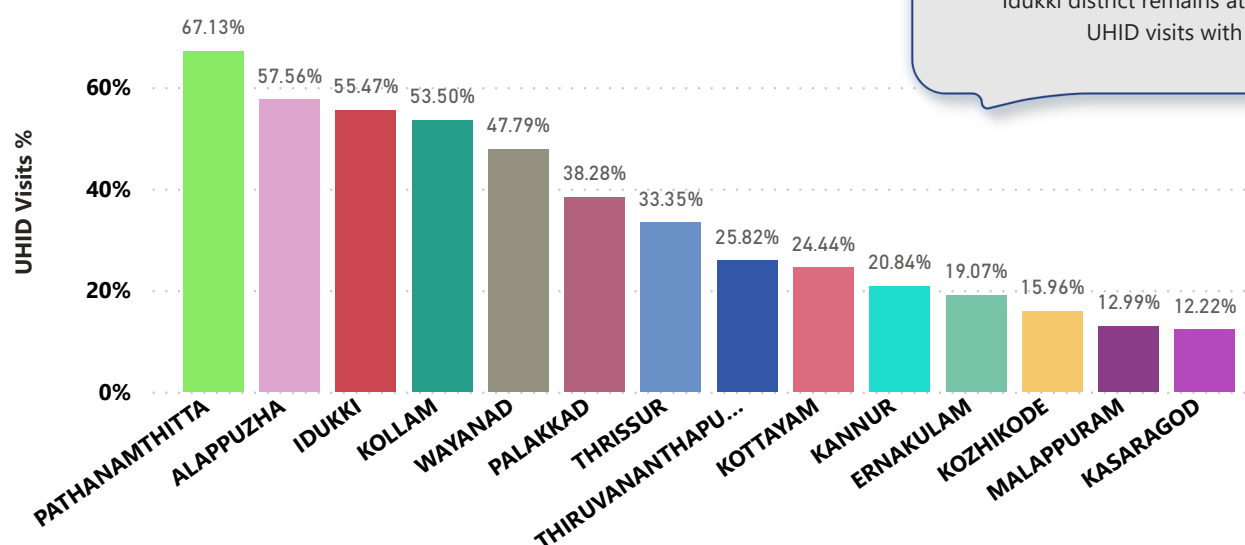
Hospital Name

Family Health Centre Arakulam



## 3.2 e-Health Performance - UHID Visits

UHID Visit % is calculated as (UHID Visits / Total Visit ) \*100



Idukki district remains at position 3 in UHID visits with 55%.

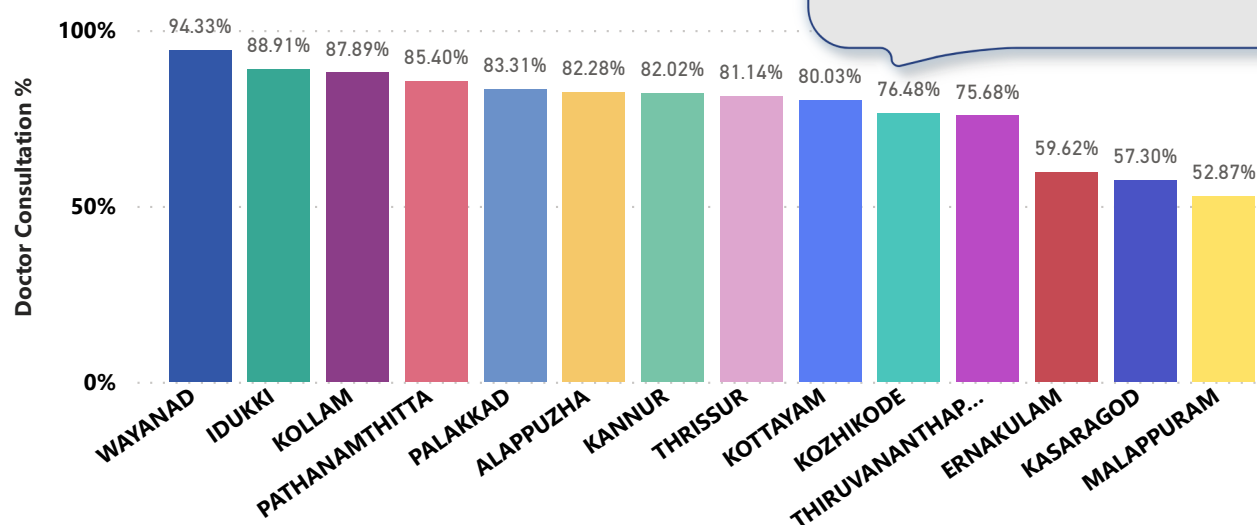
## PHCs/FHCs/UPHCs based on UHID Visits

Institutions with atleast 100 UHID visits are listed here.

Hospital	UHID Visit %
Family Health Centre Alakode	77.00%
Family Health Centre Kudayathur	73.00%
Family Health Centre Kumaramangalam	73.00%
Family Health Centre Elamdesom	69.00%
Family Health Centre Bison Valley	66.00%
Family Health Centre Peruvanthanam	65.00%
Family Health Centre Konnathady	64.00%
Family Health Centre Karimkunnam	59.00%
Family Health Centre Mariyapuram	57.00%
Family Health Centre Rajakumary	57.00%
Family Health Centre Kanchiyar	49.00%

Hospital	UHID Visit %
Family Health Centre Kamakshy	27.00%
Family Health Centre Udumbanchola	28.00%
Family Health Centre Vattavada	28.00%
Urban Primary Health Centre Parakkadavu	40.00%
Family Health Centre Kumily	47.00%
Family Health Centre Kanchiyar	49.00%
Family Health Centre Mariyapuram	57.00%
Family Health Centre Rajakumary	57.00%
Family Health Centre Karimkunnam	59.00%
Family Health Centre Konnathady	64.00%
Family Health Centre Peruvanthanam	65.00%

## 3.3 e-Health Performance - Doctor Consultation



## Doctor Consultation Percentage in PHCs/FHCs/UPHCs

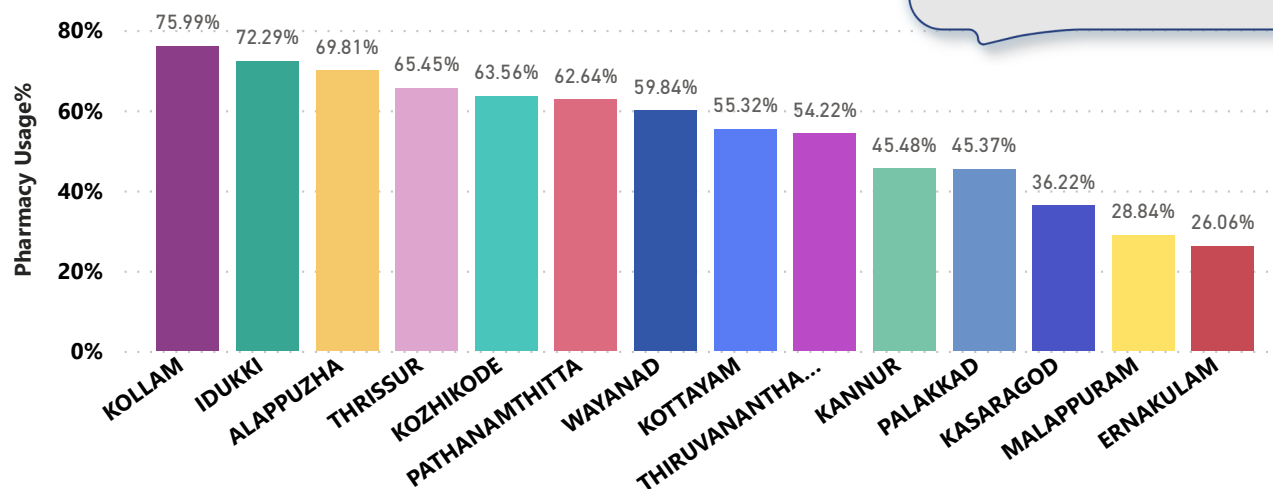
Hospital	Doctor Consultation %
Family Health Centre Udumbanchola	99.38%
Family Health Centre Rajakumary	99.04%
Family Health Centre Elamdesom	98.56%
Family Health Centre Kumily	97.90%
Family Health Centre Kanchiyar	97.71%
Family Health Centre Kudayathur	96.76%
Family Health Centre Karimkunnam	94.12%
Family Health Centre Alakode	93.35%
Family Health Centre Peruvanthanam	86.17%
Family Health Centre Kumaramangalam	84.27%
Family Health Centre Vattavada	76.68%
Family Health Centre Kamakshy	69.08%
Family Health Centre Konnathady	67.08%

Hospital	Doctor Consultation %
Family Health Centre Bison Valley	49.44%
Family Health Centre Mariyapuram	62.25%
Urban Primary Health Centre Parakkadavu	66.21%
Family Health Centre Konnathady	67.08%
Family Health Centre Kamakshy	69.08%
Family Health Centre Vattavada	76.68%
Family Health Centre Kumaramangalam	84.27%
Family Health Centre Peruvanthanam	86.17%
Family Health Centre Alakode	93.35%
Family Health Centre Karimkunnam	94.12%
Family Health Centre Kudayathur	96.76%
Family Health Centre Kanchiyar	97.71%
Family Health Centre Kumily	97.90%

## 3.4 e-Health Performance - Pharmacy Usage in PHCs/FHCs/UPHCs

Pharmacy usage is calculated as (Pharmacy Prescription Count / Total Visits ) \*100

The district remains at position 2 in Pharmacy Usage with 72%.



## Pharmacy Usage in PHCs/FHCs/UPHCs

Hospital	Pharmacy Usage %
Family Health Centre Udumbanchola	91.00%
Family Health Centre Alakode	90.00%
Family Health Centre Rajakumary	90.00%
Family Health Centre Elamdesom	89.00%
Family Health Centre Kumily	88.00%
Family Health Centre Karimkunnam	84.00%
Family Health Centre Kumaramangalam	77.00%
Family Health Centre Kanchiyar	65.00%
Family Health Centre Vattavada	64.00%
Family Health Centre Kudayathur	63.00%
Family Health Centre Konnathady	55.00%
Family Health Centre Mariyapuram	55.00%
Family Health Centre Peruvanthanam	50.00%

Hospital	Pharmacy Usage %
Family Health Centre Bison Valley	2.00%
Family Health Centre Kamakshy	49.00%
Family Health Centre Peruvanthanam	50.00%
Urban Primary Health Centre Parakkadavu	50.00%
Family Health Centre Konnathady	55.00%
Family Health Centre Mariyapuram	55.00%
Family Health Centre Kudayathur	63.00%
Family Health Centre Vattavada	64.00%
Family Health Centre Kanchiyar	65.00%
Family Health Centre Kumaramangalam	77.00%
Family Health Centre Karimkunnam	84.00%
Family Health Centre Kumily	88.00%
Family Health Centre Elamdesom	89.00%

## 4. Status of Modules started in Hospitals

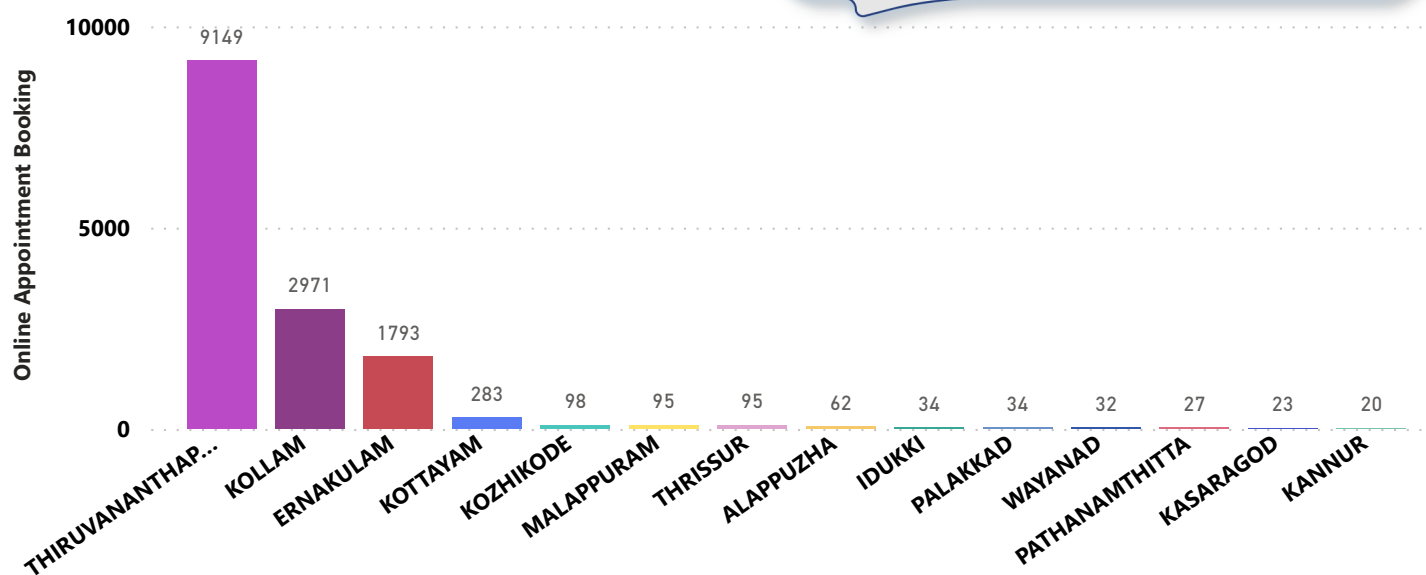
District wise status of live institutions and the count of various modules [Reception, OP Consultation, Lab, Pharmacy] started.

District Name	Live Institutions	Reception	Consultation	Lab	Pharmacy
THIRUVANANTHAPURAM	104	99 (95.2%)	93 (89.4%)	80 (76.9%)	79 (76.%)
THRISSUR	56	54 (96.4%)	53 (94.6%)	45 (80.4%)	51 (91.1%)
MALAPPURAM	47	42 (89.4%)	35 (74.5%)	19 (40.4%)	20 (42.6%)
KOZHIKODE	39	33 (84.6%)	28 (71.8%)	23 (59.%)	24 (61.5%)
PALAKKAD	38	37 (97.4%)	36 (94.7%)	30 (78.9%)	21 (55.3%)
ERNAKULAM	34	28 (82.4%)	25 (73.5%)	10 (29.4%)	18 (52.9%)
KANNUR	28	26 (92.9%)	25 (89.3%)	18 (64.3%)	19 (67.9%)
KOTTAYAM	23	21 (91.3%)	20 (87.%)	13 (56.5%)	19 (82.6%)
KOLLAM	22	22 (100.%)	22 (100.%)	22 (100.%)	22 (100.%)
ALAPPUZHA	19	19 (100.%)	18 (94.7%)	16 (84.2%)	18 (94.7%)
IDUKKI	19	18 (94.7%)	16 (84.2%)	11 (57.9%)	15 (78.9%)
KASARAGOD	19	19 (100.%)	19 (100.%)	13 (68.4%)	17 (89.5%)
PATHANAMTHITTA	18	17 (94.4%)	15 (83.3%)	12 (66.7%)	12 (66.7%)
WAYANAD	16	15 (93.8%)	15 (93.8%)	15 (93.8%)	15 (93.8%)
<b>Total</b>	<b>482</b>	<b>450 (93.4%)</b>	<b>420 (87.1%)</b>	<b>327 (67.8%)</b>	<b>350 (72.6%)</b>

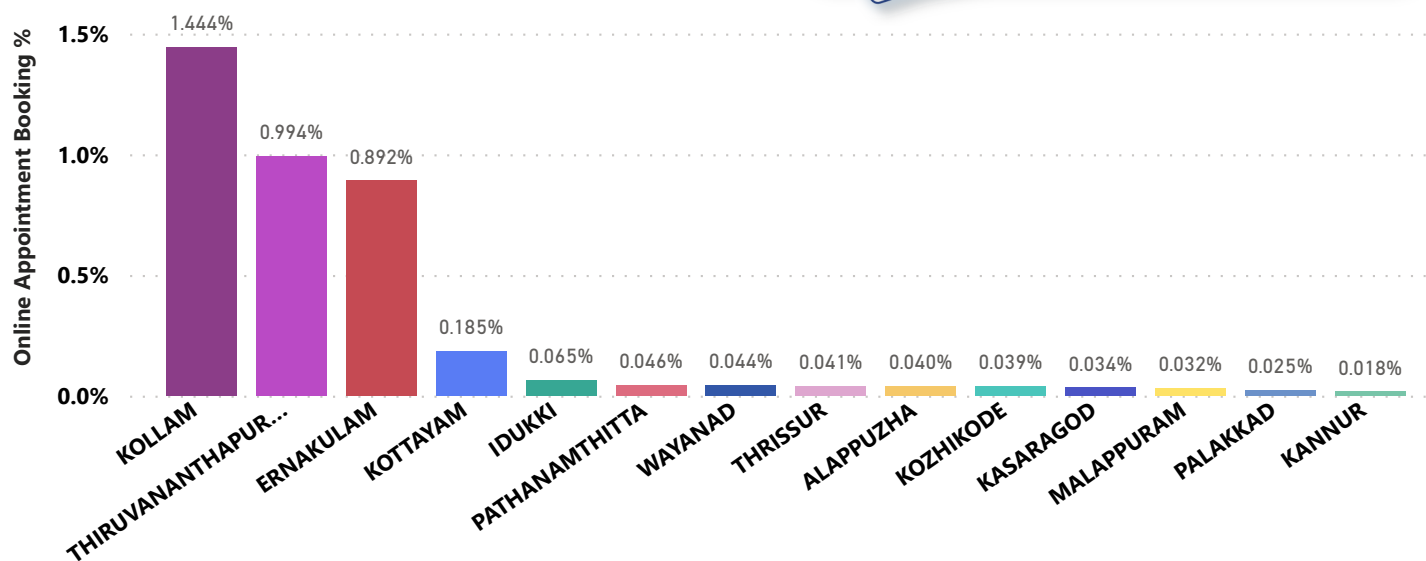


## 5. Percentage of Online Appointment Booking in Hospitals

District-wise count of online appointments taken during the month of December '22. Idukki district stands at position 9 (down by 3) in online appointment booking.

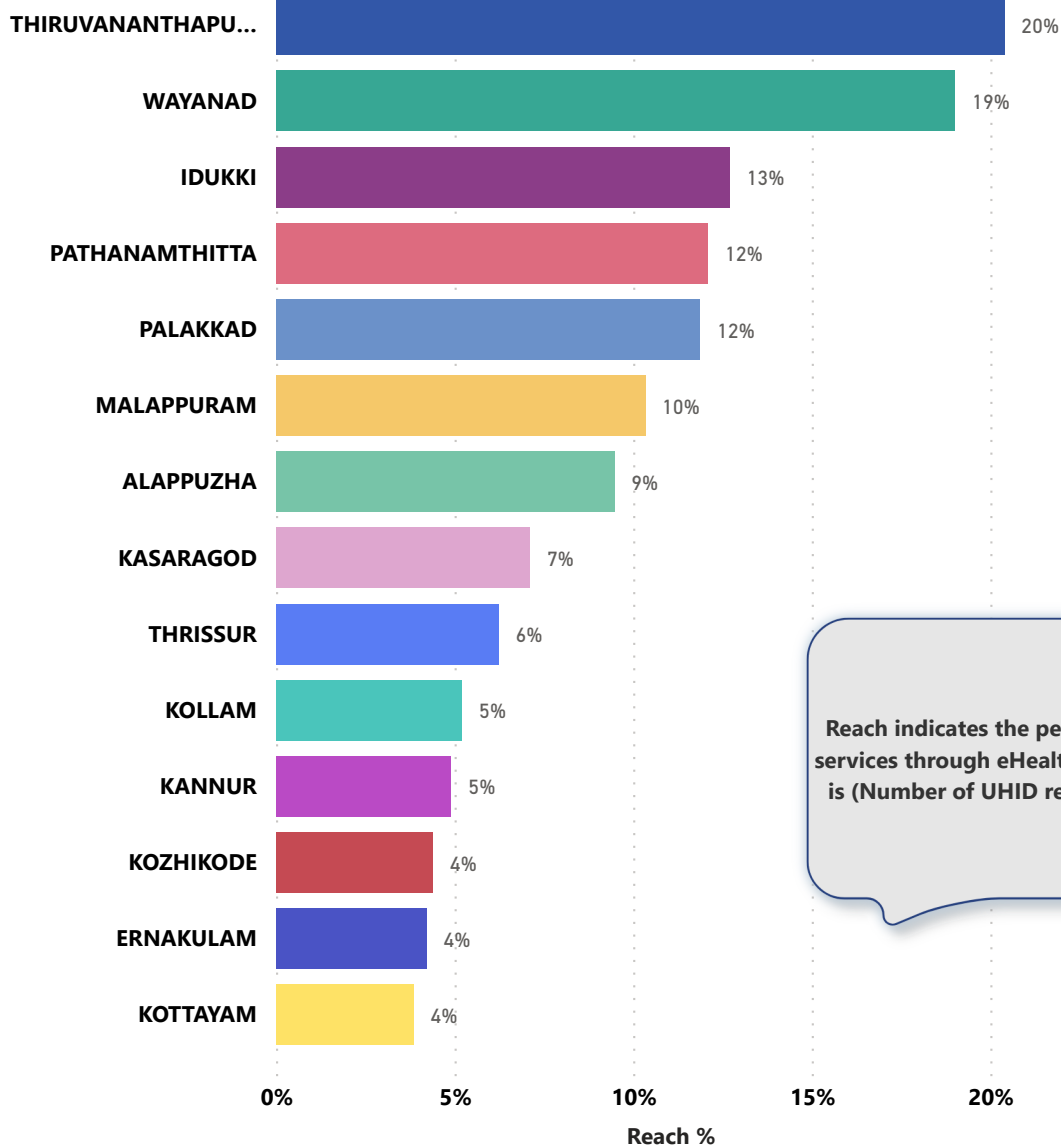


District-wise percentage of online appointment booking up on OP visits for the month of December'22. The calculation is performed as  $(\text{Online Visits} / \text{OP Visits}) * 100 \%$ .





## 6. eHealth Performance - Reach



Reach indicates the percentage of population availing services through eHealth. The formula used to calculate is  $(\text{Number of UHID registered} / \text{Population}) * 100 \%$ .

## 7. Public Health Survey Status

