

1. eHealth Kerala - Vital Statistics

Live Institutions	39
Medical College Hospitals	2
PHCs/FHCs	24
CHCs	3
DHs/GHs	1
PH Labs	0
Other(Inc UPHCs,Taluk Hospitals)	9



2. Highlights



- eHealth rolled out in 1 new institution during the month of December '22 in Kozhikode district.
- Reception Module started in 26 of the 29 PHCs/FHCs/UPHCs of the district.
- Kozhikode district remains at position 5 in online appointment bookings.
- The district remains at position 5 in Pharmacy Usage with 63%.



- The district is at position 6 in overall performance ranking of districts based on PHCs/ FHCs/UPHCs.
- The district is at position 13 in house survey completion(.05%) and at position 11 in member survey completion(0.02%).
- The district remains at position 12 in UHID Visits with the value of 16%.
- The district is at position 10(down by 2) in OP consultation with 76%(2% down).

3. eHealth - District Ranking Matrix Based on Performance of PHCs/FHCs/UPHCs

The ranking matrix showcase the district performance in providing eHealth services through PHCs/FHCs/UPHCs based on six different parameters. These parameters include whether the reception module is started or not, UHID Visits, Doctor Consultation, Pharmacy Usage, Lab Usage and number of Live Institutions. Based on the ranking, the districts are classified into three broad categories, the best performing districts, the average performing districts and the low performing districts.

The best performing districts should strive to continue to remain in the same position, whereas the average performing as well as the low performing districts should strive to reach to the 'top four' league.

The ranking matrix for the month of December '22 is given below:

District	Rank
IDUKKI	1
WAYANAD	1
KOLLAM	2
THIRUVANANTHAPURAM	2
ALAPPUZHA	3
PALAKKAD	3
PATHANAMTHITTA	3
THRISSUR	4
KANNUR	5
KOTTAYAM	5
KOZHIKODE	6
ERNAKULAM	7
KASARAGOD	7
MALAPPURAM	8

 Best performing
 Average performing
 Low performing

3. eHealth - Institution Level Ranking of PHCs/FHCs/UPHCs

Hospital	Rank
Family Health Centre Atholi	1
Urban Primary Health Centre Payyanakkal	1
Family Health Centre Iringal Kottakkal	2
Family Health Centre Panangad	2
Family Health Centre Pudupadi	2
Urban Primary Health Centre Kinassery	2
Urban Primary Health Centre Kallunira	3
Urban Primary Health Centre Payyoli	3
Family Health Centre Azhiyur	4
Family Health Centre Maruthonkara	4
Family Health Centre Puthiyappa	4
Family Health Centre Ramanatukara	4
Family Health Centre Thiruvambadi	4
Family Health Centre Vadakara	4
Family Health Centre Ayanchery	5
Family Health Centre Kunnamangalam	5
Urban Primary Health Centre Feroke	5
Family Health Centre Arikkulam	6
Family Health Centre Moodadi	6
Family Health Centre Koodaranji	7
Family Health Centre Maniyoor	7
Family Health Centre Chaliyam	8
Family Health Centre Kodyathur	9
Family Health Centre Meppayyur	9
Family Health Centre Beypore	10
Family Health Centre Nochad	10

3.1 eHealth Performance - Reception Module

Reception Module is considered to be functional in a PHC/FHC/UPHC only if the number of total visits for the month is of minimum 500.

Reception Module started in 26 of the 29 PHCs/FHCs/UPHCs of the district

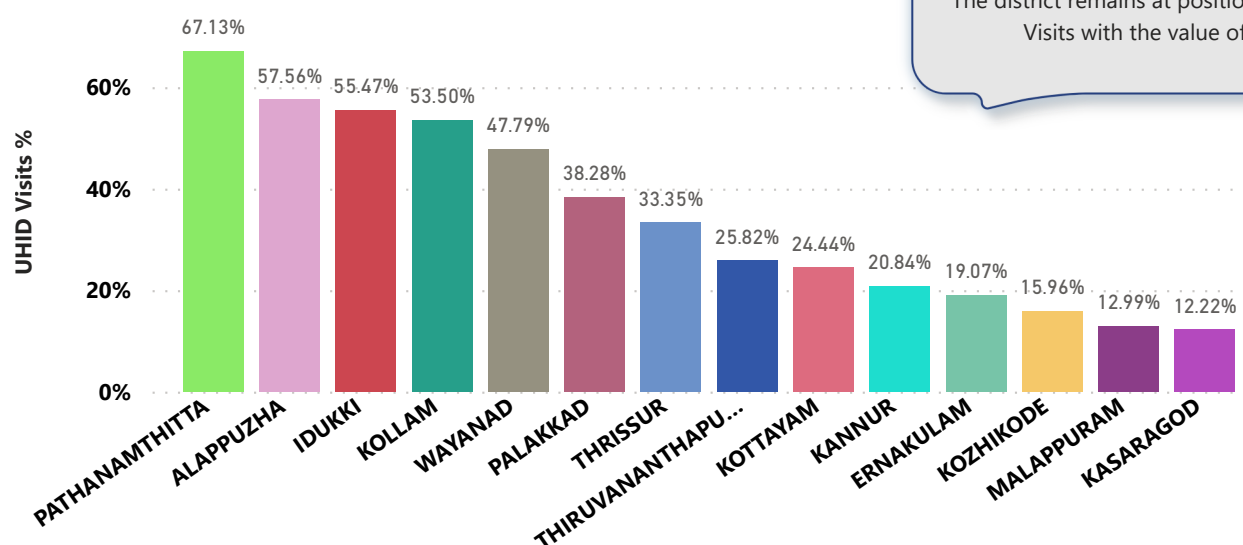
District	PHC/FHC/UPHC Count	PHC/FHC/UPHC with Reception	% of PHC/FHC/UPHC with Reception
THIRUVANANTHAPURAM	67	65	97.00%
THRISSUR	52	51	98.00%
MALAPPURAM	46	40	87.00%
PALAKKAD	37	36	97.00%
ERNAKULAM	31	26	84.00%
KOZHIKODE	29	26	90.00%
KANNUR	26	25	96.00%
KOLLAM	20	21	105.00%
KOTTAYAM	21	20	95.00%
KASARAGOD	19	19	100.00%
ALAPPUZHA	17	17	100.00%
IDUKKI	17	16	94.00%
PATHANAMTHITTA	17	16	94.00%
WAYANAD	15	15	100.00%

Institutions where the reception module is either not started or not using

Hospital Name
Family Health Centre Changaroth
Family Health Centre Kakkodi
Family Health Centre Madavoor Kozhikode

3.2 e-Health Performance - UHID Visits

UHID Visit % is calculated as (UHID Visits / Total Visit) *100



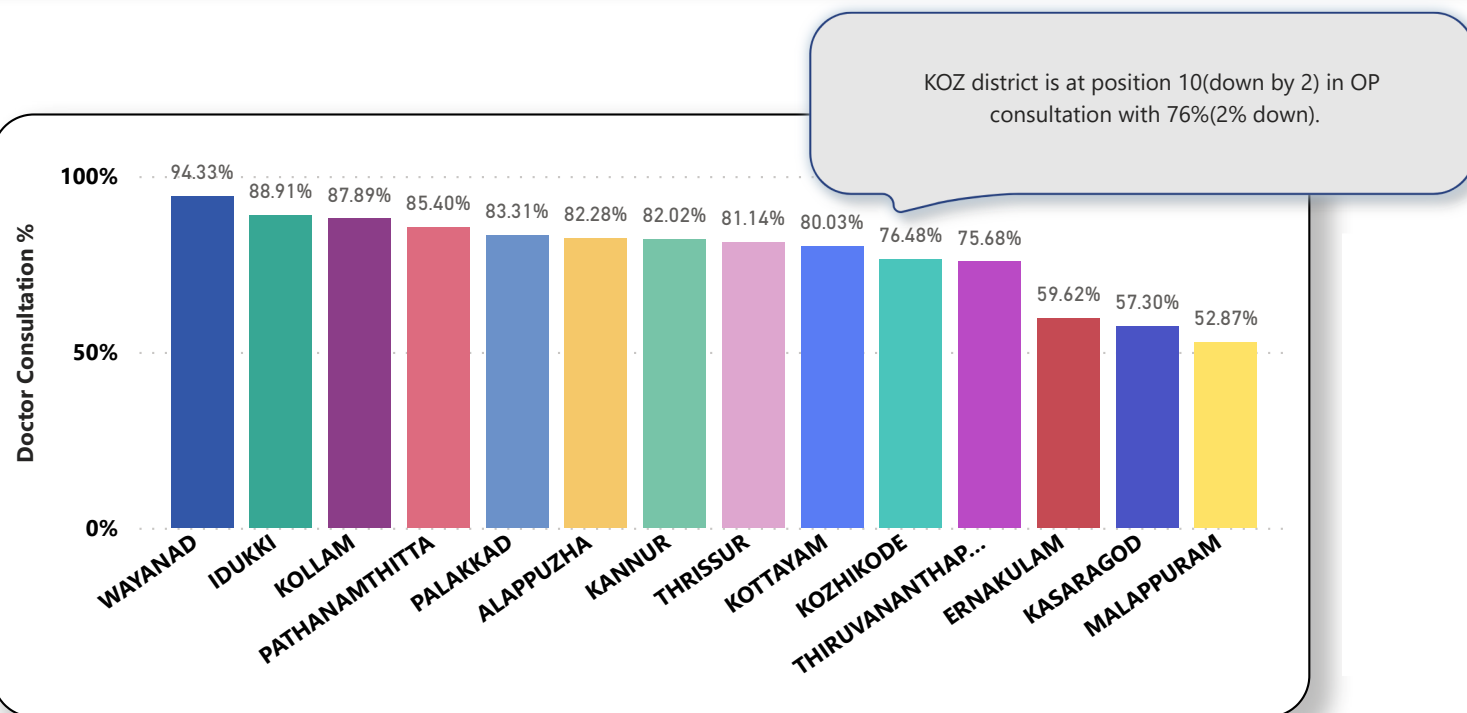
PHCs/FHCs/UPHCs based on UHID Visits

Institutions with atleast 100 UHID visits are listed here.

Hospital	UHID Visit %
Family Health Centre Moodadi	43.00%
Family Health Centre Panangad	38.00%
Family Health Centre Arikkulam	37.00%
Family Health Centre Azhiyur	26.00%
Urban Primary Health Centre Payyanakkal	26.00%
Family Health Centre Atholi	25.00%
Family Health Centre Maruthonkara	25.00%
Urban Primary Health Centre Kallunira	25.00%
Family Health Centre Koodaranji	24.00%
Family Health Centre Puduppadi	22.00%
Family Health Centre Kodyathur	21.00%
Family Health Centre Kunnamangalam	19.00%

Hospital	UHID Visit %
Family Health Centre Chaliyam	1.00%
Family Health Centre Ramanatukara	1.00%
Family Health Centre Vadakara	5.00%
Urban Primary Health Centre Feroke	7.00%
Family Health Centre Iringal Kottakkal	11.00%
Family Health Centre Meppayyur	12.00%
Urban Primary Health Centre Payyoli	15.00%
Family Health Centre Ayanchery	18.00%
Family Health Centre Kunnamangalam	19.00%
Family Health Centre Thiruvambadi	19.00%
Family Health Centre Kodyathur	21.00%
Family Health Centre Puduppadi	22.00%

3.3 e-Health Performance - Doctor Consultation



Doctor Consultation Percentage in PHCs/FHCs/UPHCs

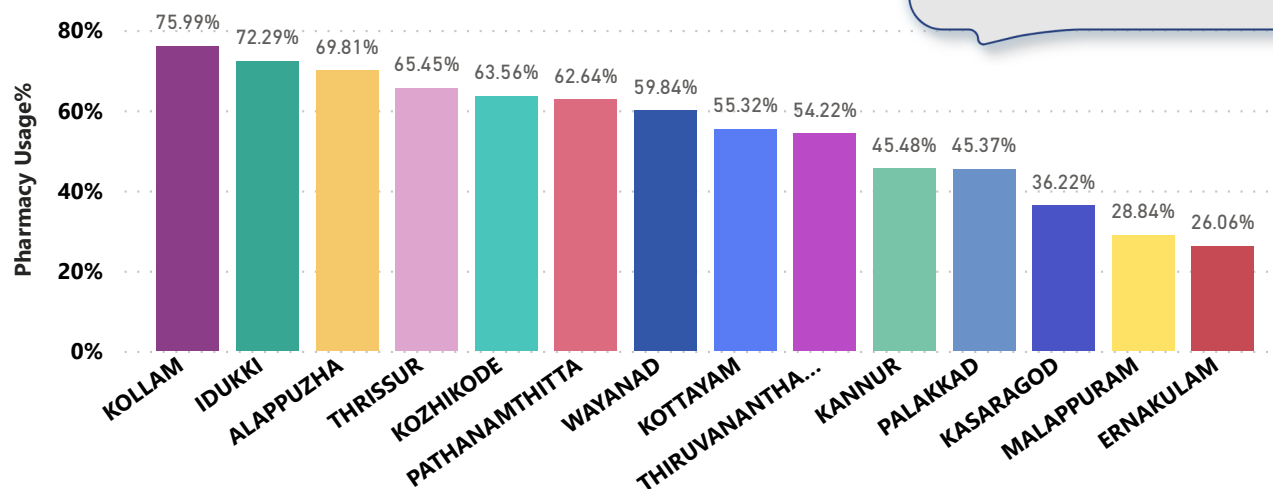
Hospital	Doctor Consultation %
Family Health Centre Iringal Kottakkal	99.86%
Family Health Centre Atholi	99.48%
Family Health Centre Koodaranji	98.36%
Family Health Centre Vadakara	98.17%
Urban Primary Health Centre Kallunira	97.86%
Family Health Centre Ramanatukara	97.35%
Family Health Centre Thiruvambadi	97.14%
Family Health Centre Panangad	95.88%
Urban Primary Health Centre Feroke	95.06%
Family Health Centre Ayanchery	94.41%
Family Health Centre Puduppadi	92.40%
Family Health Centre Azhiyur	92.31%
Urban Primary Health Centre	92.15%

Hospital	Doctor Consultation %
Family Health Centre Kodyathur	0.00%
Family Health Centre Meppayyur	53.02%
Family Health Centre Chaliyam	55.41%
Family Health Centre Moodadi	72.90%
Family Health Centre Arikkulam	78.56%
Urban Primary Health Centre Payyoli	89.28%
Family Health Centre Maruthonkara	90.81%
Family Health Centre Kunnamangalam	91.70%
Urban Primary Health Centre Payyanakkal	92.15%
Family Health Centre Azhiyur	92.31%
Family Health Centre Puduppadi	92.40%
Family Health Centre Ayanchery	94.41%
Urban Primary Health Centre Feroke	95.06%

3.4 e-Health Performance - Pharmacy Usage in PHCs/FHCs/UPHCs

Pharmacy usage is calculated as (Pharmacy Prescription Count / Total Visits) *100

The KOZ district remains at position 5 in Pharmacy Usage with 63%.



Pharmacy Usage in PHCs/FHCs/UPHCs

Hospital	Pharmacy Usage %
Urban Primary Health Centre Feroke	94.00%
Urban Primary Health Centre Kallunira	94.00%
Family Health Centre Vadakara	93.00%
Family Health Centre Ayanchery	90.00%
Family Health Centre Iringal Kottakkal	90.00%
Family Health Centre Atholi	88.00%
Family Health Centre Maruthonkara	88.00%
Family Health Centre Ramanatukara	87.00%
Family Health Centre Azhiyur	84.00%
Urban Primary Health Centre Payyanakkal	84.00%
Urban Primary Health Centre Payyoli	83.00%
Family Health Centre Kunnamangalam	79.00%
Family Health Centre Panangad	77.00%

Hospital	Pharmacy Usage %
Family Health Centre Kodyiyathur	0.00%
Family Health Centre Koodaranji	0.00%
Family Health Centre Meppayyur	38.00%
Family Health Centre Chaliyam	42.00%
Family Health Centre Thiruvambadi	48.00%
Family Health Centre Moodadi	62.00%
Family Health Centre Puduppadi	70.00%
Family Health Centre Arikkulam	71.00%
Family Health Centre Panangad	77.00%
Family Health Centre Kunnamangalam	79.00%
Urban Primary Health Centre Payyoli	83.00%
Family Health Centre Azhiyur	84.00%
Urban Primary Health Centre	84.00%

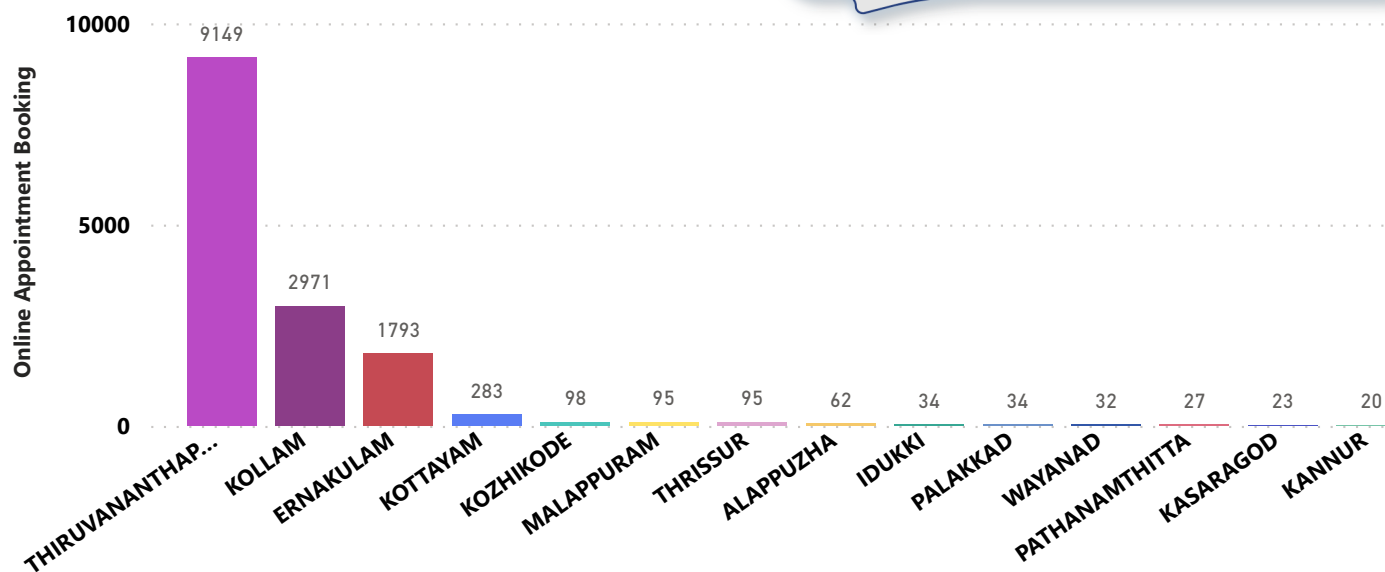
4. Status of Modules started in Hospitals

District wise status of live institutions and the count of various modules [Reception, OP Consultation, Lab, Pharmacy] started.

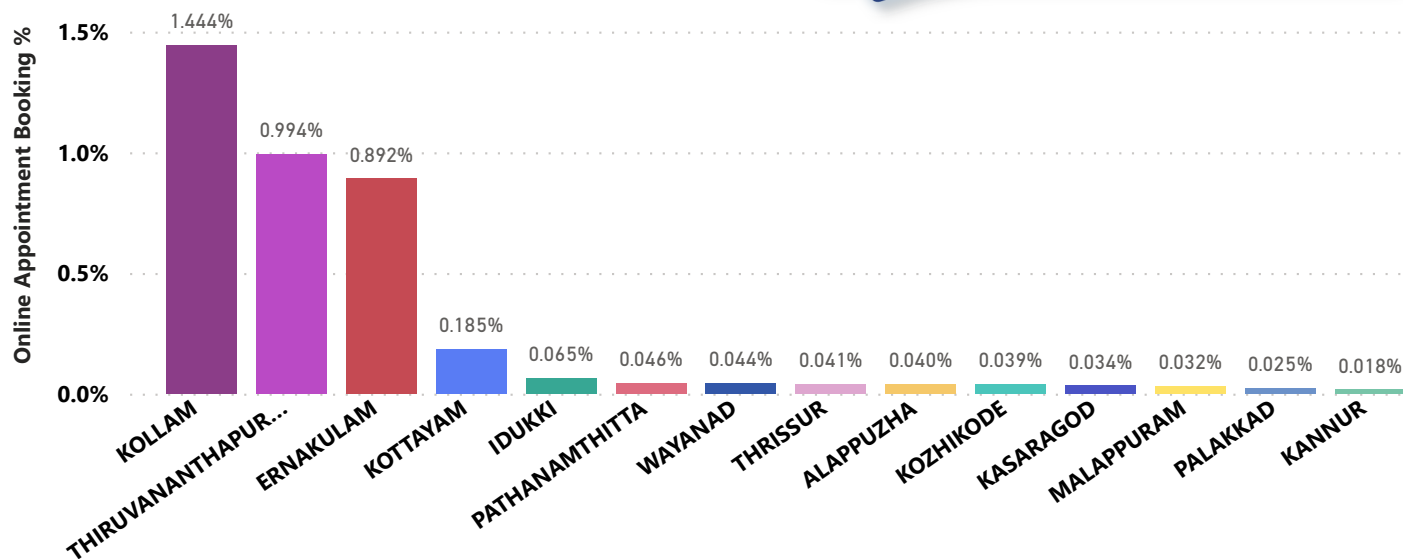
District Name	Live Institutions	Reception	Consultation	Lab	Pharmacy
THIRUVANANTHAPURAM	104	99 (95.2%)	93 (89.4%)	80 (76.9%)	79 (76.%)
THRISSUR	56	54 (96.4%)	53 (94.6%)	45 (80.4%)	51 (91.1%)
MALAPPURAM	47	42 (89.4%)	35 (74.5%)	19 (40.4%)	20 (42.6%)
KOZHIKODE	39	33 (84.6%)	28 (71.8%)	23 (59.%)	24 (61.5%)
PALAKKAD	38	37 (97.4%)	36 (94.7%)	30 (78.9%)	21 (55.3%)
ERNAKULAM	34	28 (82.4%)	25 (73.5%)	10 (29.4%)	18 (52.9%)
KANNUR	28	26 (92.9%)	25 (89.3%)	18 (64.3%)	19 (67.9%)
KOTTAYAM	23	21 (91.3%)	20 (87.%)	13 (56.5%)	19 (82.6%)
KOLLAM	22	22 (100.%)	22 (100.%)	22 (100.%)	22 (100.%)
ALAPPUZHA	19	19 (100.%)	18 (94.7%)	16 (84.2%)	18 (94.7%)
IDUKKI	19	18 (94.7%)	16 (84.2%)	11 (57.9%)	15 (78.9%)
KASARAGOD	19	19 (100.%)	19 (100.%)	13 (68.4%)	17 (89.5%)
PATHANAMTHITTA	18	17 (94.4%)	15 (83.3%)	12 (66.7%)	12 (66.7%)
WAYANAD	16	15 (93.8%)	15 (93.8%)	15 (93.8%)	15 (93.8%)
Total	482	450 (93.4%)	420 (87.1%)	327 (67.8%)	350 (72.6%)

5. Percentage of Online Appointment Booking in Hospitals

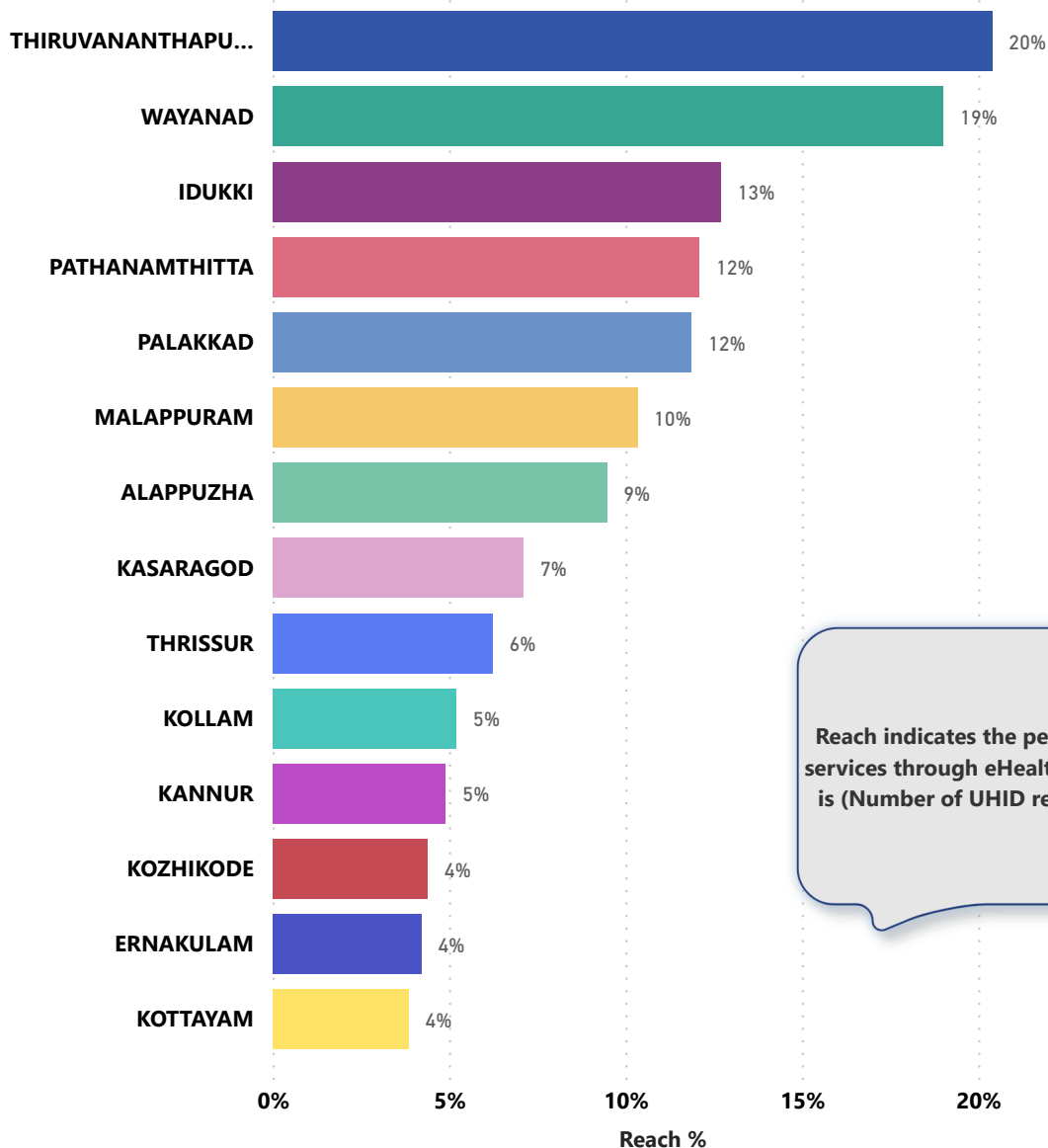
District-wise count of Online appointments taken during the month of December '22. KOZ district remains at position 5 in online appointment bookings.



District-wise percentage of online appointment booking up on OP visits for the month of December '22. Calculation is performed as (Online Visits / OP Visits) * 100 %.



6. eHealth Performance - Reach



Reach indicates the percentage of population availing services through eHealth. The formula used to calculate is $(\text{Number of UHID registered} / \text{Population}) * 100 \%$.

7. Public Health Survey Status

