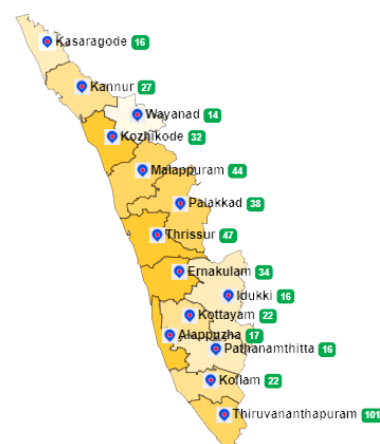


1. eHealth Kerala - Vital Statistics

Live Institutions	23
Medical College Hospitals	1
PHCs/FHCs	19
CHCs	0
DHs/GHs	0
PH Labs	0
Other(Inc UPHCs,Taluk Hospitals)	3



2. Highlights



- eHealth rolled out in 1 new institution during the month of December '22 in Kollam district.
- Reception module started in all PHCs/FHCs /UPHCs of the district.
- District remains at :
 - position 4 in UHID visits (nearly 54%).
 - position 1 in Pharmacy usage with nearly 76%.
- The district remains at position 2 in online appointment booking.



- The Kollam district moved from position 1 to position 2 in overall performance ranking of districts based on PHCs/FHCs/UPHCs.
- District is at :
 - - position 3(down by 1) in Doctor consultation with nearly 88%.
- The district remains at 10th position in reach rank which indicates UHID registration proportionate to the population.
- The district is at position 11 in house survey completion(0.64%) and at position 9 in member survey completion(0.03%).




3. eHealth - District Ranking Matrix Based on Performance of PHCs/FHCs/UPHCs

The ranking matrix showcase the district performance in providing eHealth services through PHCs/FHCs/UPHCs based on six different parameters. These parameters include whether the reception module is started or not, UHID Visits, Doctor Consultation, Pharmacy Usage, Lab Usage and number of Live Institutions. Based on the ranking, the districts are classified into three broad categories, the best performing districts, the average performing districts and the low performing districts.

The best performing districts should strive to continue to remain in the same position, whereas the average performing as well as the low performing districts should strive to reach to the 'top four' league.

The ranking matrix for the month of December '22 is given below:

District	Rank
IDUKKI	1
WAYANAD	1
KOLLAM	2
THIRUVANANTHAPURAM	2
ALAPPUZHA	3
PALAKKAD	3
PATHANAMTHITTA	3
THRISSUR	4
KANNUR	5
KOTTAYAM	5
KOZHIKODE	6
ERNAKULAM	7
KASARAGOD	7
MALAPPURAM	8

 Best performing
 Average performing
 Low performing

3. eHealth - Institution Level Ranking of PHCs/FHCs/UPHCs

Hospital	Rank
Family Health Centre Mayyanad Ckm	1
Family Health Centre Sakthikulangara	1
Family Health Centre Veliyam	1
Family Health Centre Sreenarayanapuram	2
Family Health Centre Thekkumbhagam	2
Family Health Centre Ummannoor	2
Urban Primary Health Centre Uliyakovil	2
Family Health Centre Chavara	3
Family Health Centre Ezhukone Pavithreswaram	3
Family Health Centre Thenmala	3
Family Health Centre Azheekkal	4
Family Health Centre Kulasekharapuram	4
Family Health Centre Elampalloor	5
Family Health Centre Mancode Chithara	5
Family Health Centre Perumon	5
Family Health Centre Alappad	6
Family Health Centre Thazhava	6
Urban Primary Health Centre Mundakkal	6
Family Health Centre Vallikkavu	7
Family Health Centre Chathanloor	8
Family Health Centre Vilakkudy	9

3.1 eHealth Performance - Reception Module

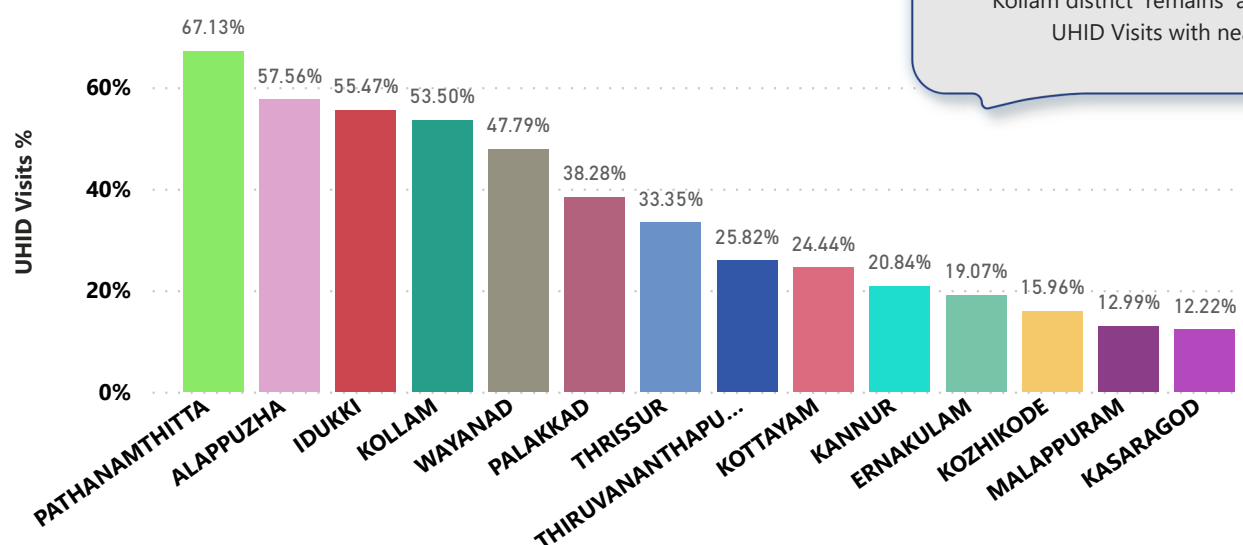
Reception Module is considered to be functional in a PHC/FHC/UPHC only if the number of total visits for the month is of minimum 500.

Reception module started in all PHCs/FHCs/UPHCs

District	PHC/FHC/UPHC Count	PHC/FHC/UPHC with Reception	% of PHC/FHC/UPHC with Reception
ALAPPUZHA	17	17	100.00%
KASARAGOD	19	19	100.00%
KOLLAM	21	21	100.00%
WAYANAD	15	15	100.00%
THRISSUR	52	51	98.00%
PALAKKAD	37	36	97.00%
THIRUVANANTHAPURAM	67	65	97.00%
KANNUR	26	25	96.00%
KOTTAYAM	21	20	95.00%
IDUKKI	17	16	94.00%
PATHANAMTHITTA	17	16	94.00%
KOZHIKODE	29	26	90.00%
MALAPPURAM	46	40	87.00%
ERNAKULAM	31	26	84.00%

3.2 e-Health Performance - UHID Visits

UHID Visit % is calculated as (UHID Visits / Total Visit) *100



Kollam district remains at position 4 in UHID Visits with nearly 54%.

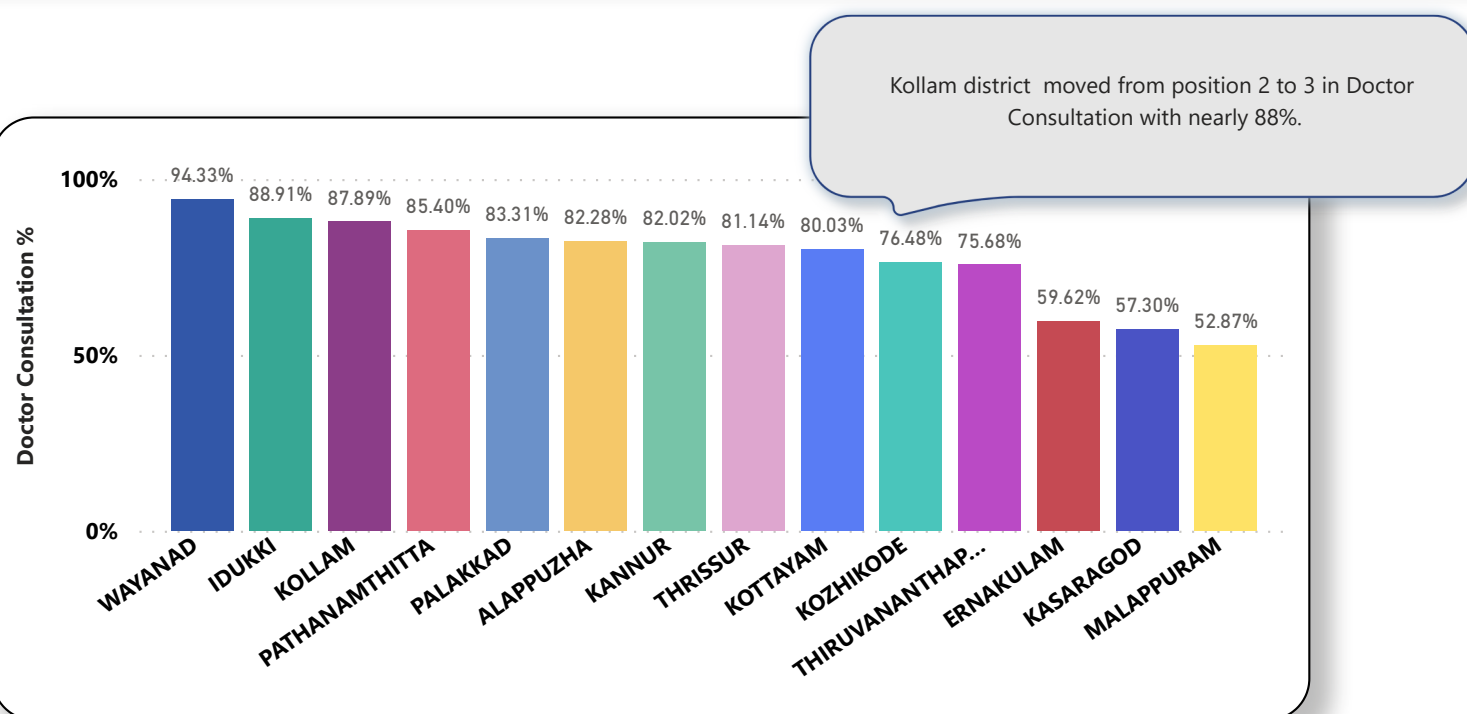
PHCs/FHCs/UPHCs based on UHID Visits

Institutions with atleast 100 UHID visits are listed here.

Hospital	UHID Visit %
Family Health Centre Ummannoor	84.00%
Family Health Centre Ezhukone Pavithreswaram	81.00%
Family Health Centre Veliyam	70.00%
Family Health Centre Perumon	69.00%
Urban Primary Health Centre Uliyakovil	67.00%
Family Health Centre Mancode Chithara	63.00%
Family Health Centre Thenmala	63.00%
Family Health Centre Sreenarayanapuram	62.00%
Family Health Centre Mayyanad Ckm	61.00%
Family Health Centre Sakthikulangara	61.00%

Hospital	UHID Visit %
Family Health Centre Vilakkudy	8.00%
Family Health Centre Vallikkavu	28.00%
Family Health Centre Chathanoor	30.00%
Family Health Centre Elampalloor	41.00%
Family Health Centre Chavara	52.00%
Family Health Centre Kulasekharapuram	52.00%
Family Health Centre Thekkumbhagam	52.00%
Family Health Centre Azheekkal	53.00%
Family Health Centre Thazhava	53.00%
Urban Primary Health Centre Mundakkal	53.00%
Family Health Centre Alappad	58.00%

3.3 e-Health Performance - Doctor Consultation



Doctor Consultation Percentage in PHCs/FHCs/UPHCs

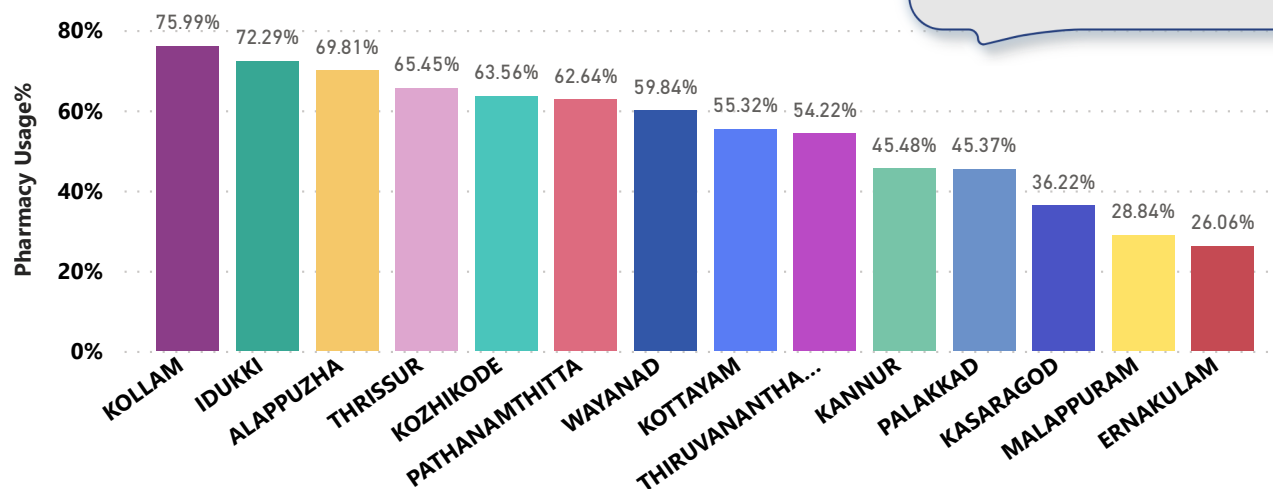
Hospital	Doctor Consultation %
Family Health Centre Ezhukone Pavithreswaram	99.48%
Family Health Centre Veliyam	98.76%
Family Health Centre Sakthikulangara	98.28%
Family Health Centre Mayyanad Ckm	97.87%
Family Health Centre Ummanoor	97.69%
Family Health Centre Azheekkal	97.05%
Family Health Centre Thekkumbhagam	96.99%
Urban Primary Health Centre Mundakkal	96.27%
Family Health Centre Chavara	95.36%
Family Health Centre Thenmala	95.08%
Family Health Centre Thazhava	94.83%

Hospital	Doctor Consultation %
Family Health Centre Chathannoor	59.05%
Family Health Centre Vilakkudy	72.85%
Family Health Centre Elampalloor	75.83%
Family Health Centre Mancode Chithara	77.65%
Family Health Centre Perumon	78.03%
Family Health Centre Vallikkavu	79.26%
Family Health Centre Alappad	80.61%
Family Health Centre Kulasekharapuram	86.51%
Family Health Centre Sreenarayanapuram	89.56%
Urban Primary Health Centre Uliyakovil	93.77%
Family Health Centre Thazhava	94.83%
Family Health Centre Thenmala	95.08%
Family Health Centre Chavara	95.36%

3.4 e-Health Performance - Pharmacy Usage in PHCs/FHCs/UPHCs

Pharmacy usage is calculated as (Pharmacy Prescription Count / Total Visits) *100

The Kollam district remains top in Pharmacy usage with nearly 76%.



Pharmacy Usage in PHCs/FHCs/UPHCs

Hospital	Pharmacy Usage %
Family Health Centre Ezhukone Pavithreswaram	93.00%
Family Health Centre Ummannoor	93.00%
Family Health Centre Thenmala	91.00%
Family Health Centre Thekkumbhagam	90.00%
Family Health Centre Sakthikulangara	86.00%
Family Health Centre Sreenarayanapuram	86.00%
Family Health Centre Veliyam	85.00%
Family Health Centre Chavara	83.00%
Family Health Centre Kulasekharapuram	82.00%
Family Health Centre Mayyanad	81.00%

Hospital	Pharmacy Usage %
Family Health Centre Chathannoor	54.00%
Family Health Centre Vilakkudy	56.00%
Family Health Centre Mancode Chithara	65.00%
Urban Primary Health Centre Uliyakovil	66.00%
Family Health Centre Azheekkal	69.00%
Family Health Centre Perumon	69.00%
Family Health Centre Elampalloor	70.00%
Urban Primary Health Centre Mundakkal	72.00%
Family Health Centre Vallikkavu	73.00%
Family Health Centre Alappad	74.00%
Family Health Centre Thazhava	74.00%
Family Health Centre Mavvanad	81.00%

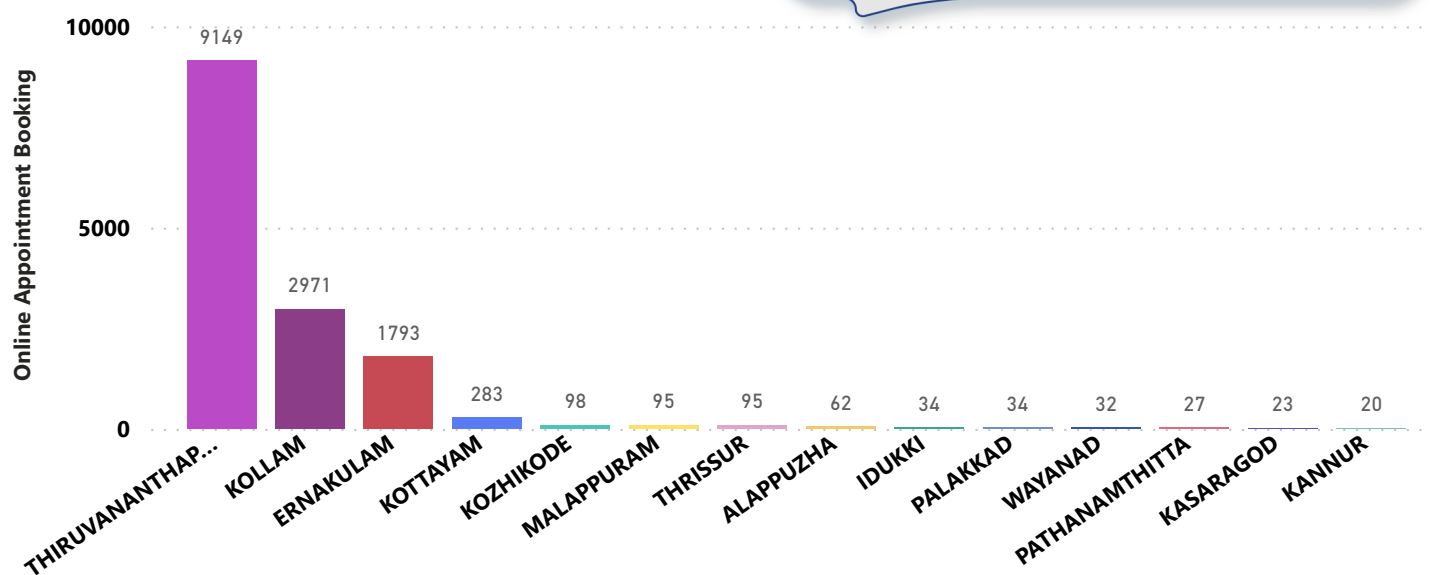
4. Status of Modules started in Hospitals

District wise status of live institutions and the count of various modules [Reception, OP Consultation, Lab, Pharmacy] started.

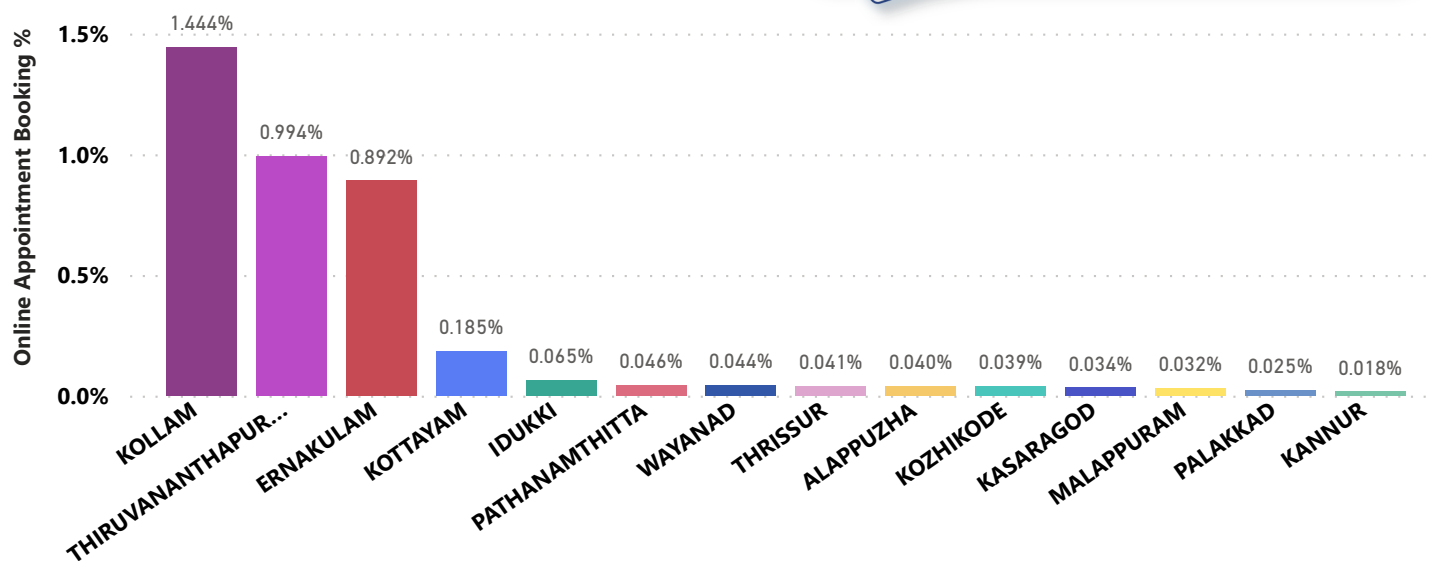
District Name	Live Institutions	Reception	Consultation	Lab	Pharmacy
THIRUVANANTHAPURAM	104	99 (95.2%)	93 (89.4%)	80 (76.9%)	79 (76.%)
THRISSUR	56	54 (96.4%)	53 (94.6%)	45 (80.4%)	51 (91.1%)
MALAPPURAM	47	42 (89.4%)	35 (74.5%)	19 (40.4%)	20 (42.6%)
KOZHIKODE	39	33 (84.6%)	28 (71.8%)	23 (59.%)	24 (61.5%)
PALAKKAD	38	37 (97.4%)	36 (94.7%)	30 (78.9%)	21 (55.3%)
ERNAKULAM	34	28 (82.4%)	25 (73.5%)	10 (29.4%)	18 (52.9%)
KANNUR	28	26 (92.9%)	25 (89.3%)	18 (64.3%)	19 (67.9%)
KOLLAM	23	22 (95.7%)	22 (95.7%)	22 (95.7%)	22 (95.7%)
KOTTAYAM	23	21 (91.3%)	20 (87.%)	13 (56.5%)	19 (82.6%)
ALAPPUZHA	19	19 (100.%)	18 (94.7%)	16 (84.2%)	18 (94.7%)
IDUKKI	19	18 (94.7%)	16 (84.2%)	11 (57.9%)	15 (78.9%)
KASARAGOD	19	19 (100.%)	19 (100.%)	13 (68.4%)	17 (89.5%)
PATHANAMTHITTA	18	17 (94.4%)	15 (83.3%)	12 (66.7%)	12 (66.7%)
WAYANAD	16	15 (93.8%)	15 (93.8%)	15 (93.8%)	15 (93.8%)
Total	483	450 (93.2%)	420 (87.%)	327 (67.7%)	350 (72.5%)

5. Percentage of Online Appointment Booking in Hospitals

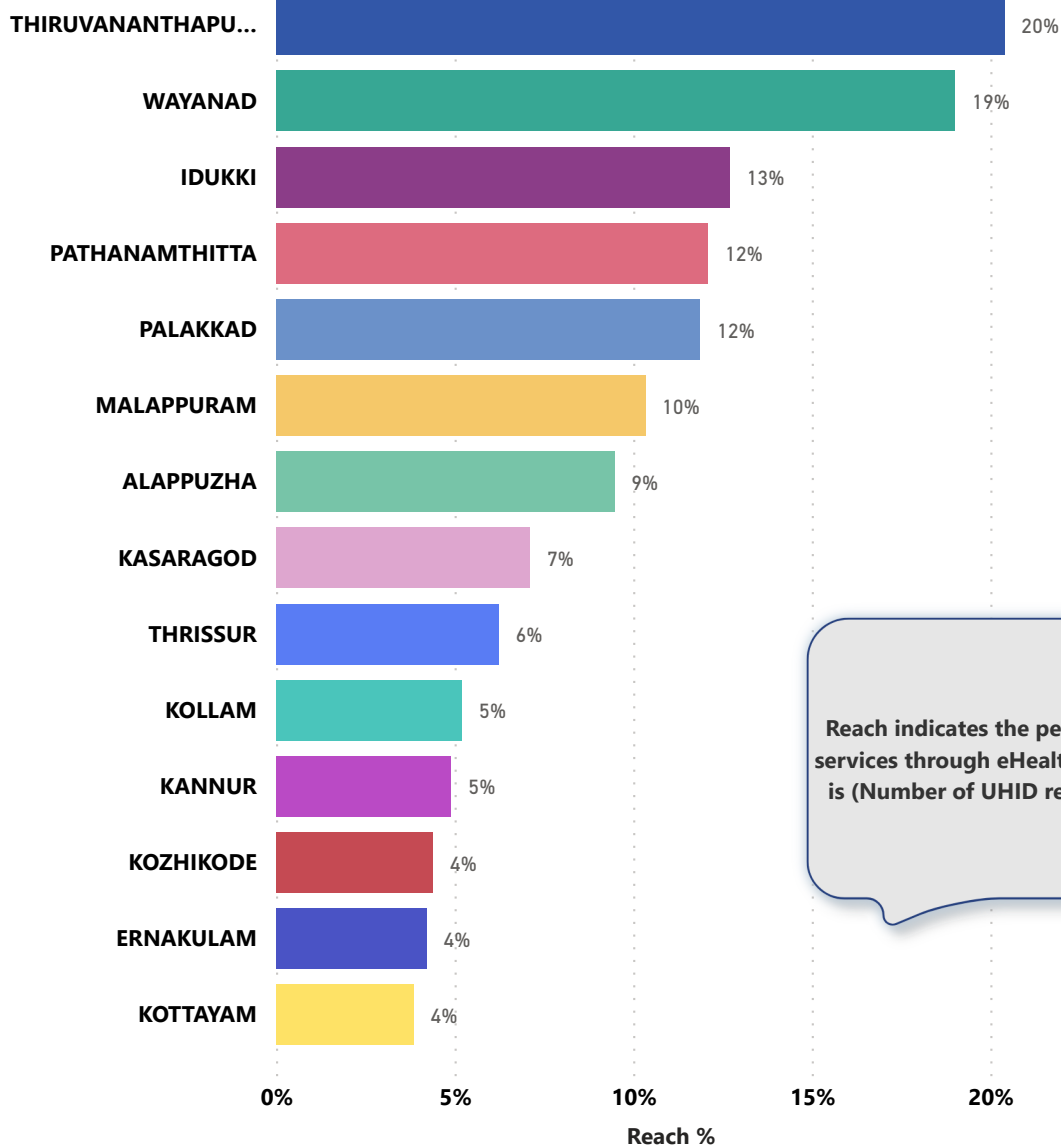
District-wise count of online appointments taken during the month of December '22. Kollam district remains at position 2 in the usage of Online appointments.



District-wise percentage of online appointment booking up on OP visits for the month of December '22. Calculation is performed as (Online Visits / OP Visits) * 100 %.



6. eHealth Performance - Reach



Reach indicates the percentage of population availing services through eHealth. The formula used to calculate is $(\text{Number of UHID registered} / \text{Population}) * 100 \%$.

7. Public Health Survey Status

