

### 1. eHealth Kerala - Vital Statistics

<b>Live Institutions</b>	28
<b>Medical College Hospitals</b>	0
<b>PHCs/FHCs</b>	22
<b>CHCs</b>	1
<b>DHs/GHs</b>	1
<b>PH Labs</b>	0
<b>Other(Inc UPHCs,Taluk Hospitals)</b>	4



### 2. Highlights



- eHealth rolled out in 1 new institution during the month of December '22 in Kannur district.
- The district is at position 5 (1 position up) in overall performance ranking of districts based on PHCs/FHCs/UPHCs.
- District is at position 7(up by 4) in Doctor Consultation (82.02%).
- District is at position 10(up by 1) in Pharmacy Usage with 45.48%.
- Reception module is functional in 25 out of 26 PHCs/FHCs/UPHCs.



- The district remains at 14th position in Online appointments.
- The district is at position 4 in house survey completion (30.91%) and at position 3 in member survey completion (0.64%).
- District remains at:
  - position 10 in UHID Visits (20.84%).
  - - position 11 in reach rank which indicates UHID registration proportionate to the population.


## 3. eHealth - District Ranking Matrix Based on Performance of PHCs/FHCs/UPHCs

The ranking matrix showcase the district performance in providing eHealth services through PHCs/FHCs/UPHCs based on six different parameters. These parameters include whether the reception module is started or not, UHID Visits, Doctor Consultation, Pharmacy Usage, Lab Usage and number of Live Institutions. Based on the ranking, the districts are classified into three broad categories, the best performing districts, the average performing districts and the low performing districts.

The best performing districts should strive to continue to remain in the same position, whereas the average performing as well as the low performing districts should strive to reach to the 'top four' league.

The ranking matrix for the month of December '22 is given below:

District	Rank
IDUKKI	1
WAYANAD	1
KOLLAM	2
THIRUVANANTHAPURAM	2
ALAPPUZHA	3
PALAKKAD	3
PATHANAMTHITTA	3
THRISSUR	4
KANNUR	5
KOTTAYAM	5
KOZHIKODE	6
ERNAKULAM	7
KASARAGOD	7
MALAPPURAM	8

 Best performing  
 Average performing  
 Low performing

## 3. eHealth - Institution Level Ranking of PHCs/FHCs/UPHCs

Hospital	Rank
Family Health Centre Kankol Alappadamba	1
Family Health Centre Morazha Fisheries	2
Family Health Centre Valapattanam	2
Family Health Centre Alakode Therthalli	3
Family Health Centre Cheruthazham	3
Family Health Centre Eramam Kuttur	3
Family Health Centre Malappattam	3
Family Health Centre Munderi	3
Family Health Centre Ramanthali	3
Family Health Centre Pattuvam	4
Family Health Centre Anjarakkandy	5
Family Health Centre Kadirur	5
Family Health Centre Kottiyoor	5
Family Health Centre Chirakkal	6
Urban Primary Health Centre Koovode	6
Family Health Centre Cherukunnu Thara	7
Family Health Centre Kalliassery	7
Family Health Centre Narath	7
Urban Primary Health Centre Maithanappally	7
Family Health Centre Muzhappilangad	8
Urban Primary Health Centre Panoor	8
Family Health Centre Koodali	9
Family Health Centre Pattiam	9
Family Health Centre Pulingome	9
Family Health Centre Thillenkerri	10

## 3.1 eHealth Performance - Reception Module

Reception Module is considered to be functional in a PHC/FHC/UPHC only if the number of total visits for the month is of minimum 500.

Reception module is functional in 25 out of 26 PHCs/FHCs/UPHCs

District	PHC/FHC/UPHC Count	PHC/FHC/UPHC with Reception	% of PHC/FHC/UPHC with Reception
THIRUVANANTHAPURAM	67	65	97.00%
THRISSUR	52	51	98.00%
MALAPPURAM	46	40	87.00%
PALAKKAD	37	36	97.00%
ERNAKULAM	31	26	84.00%
KOZHIKODE	29	26	90.00%
KANNUR	26	25	96.00%
KOTTAYAM	21	20	95.00%
KOLLAM	20	21	105.00%
KASARAGOD	19	19	100.00%
ALAPPUZHA	17	17	100.00%
IDUKKI	17	16	94.00%
PATHANAMTHITTA	17	16	94.00%
WAYANAD	15	15	100.00%

Institutions where the reception module is either not started or not using

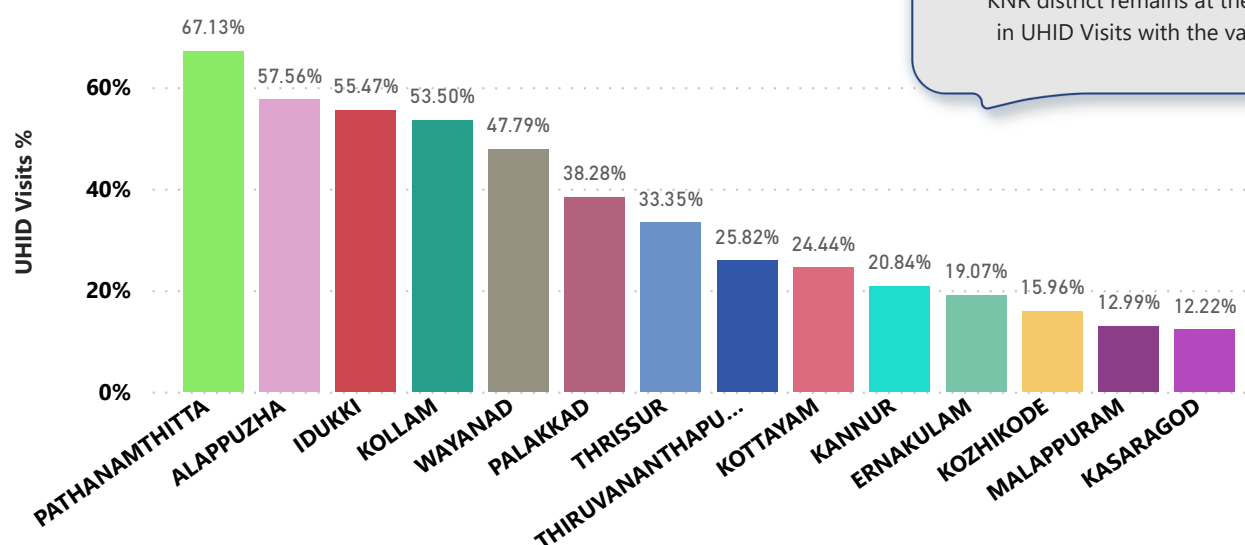
Hospital Name

Urban Primary Health Centre Kolassery



## 3.2 e-Health Performance - UHID Visits

UHID Visit % is calculated as (UHID Visits / Total Visit ) \*100



KNR district remains at the 10th position in UHID Visits with the value of 20.84%.

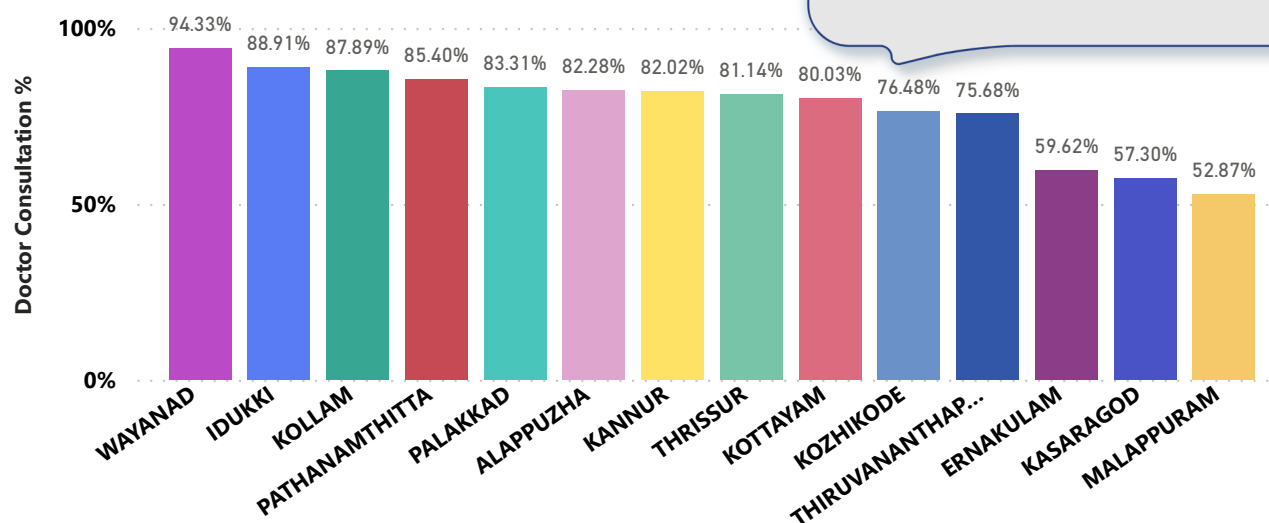
## PHCs/FHCs/UPHCs based on UHID Visits

Institutions with atleast 100 UHID visits are listed here.

Hospital	UHID Visit %
Family Health Centre Malappattam	46.00%
Family Health Centre Anjarakkandy	41.00%
Family Health Centre Alakode Therthalli	38.00%
Family Health Centre Kottiyoor	38.00%
Family Health Centre Cherukunnu Thara	32.00%
Family Health Centre Ramanthali	32.00%
Family Health Centre Eramam Kuttur	30.00%
Family Health Centre Kalliassery	30.00%
Family Health Centre Pulingome	30.00%
Family Health Centre Kankol Alappadamba	29.00%
Family Health Centre Morazha Fisheries	29.00%

Hospital	UHID Visit %
Urban Primary Health Centre Koovode	3.00%
Family Health Centre Thillenkerri	5.00%
Family Health Centre Muzhappilangad	6.00%
Family Health Centre Pattiam	7.00%
Urban Primary Health Centre Panoor	7.00%
Family Health Centre Munderi	11.00%
Urban Primary Health Centre Maithanappally	15.00%
Family Health Centre Cheruthazham	16.00%
Family Health Centre Kadirur	16.00%
Family Health Centre Valapattanam	18.00%

## 3.3 e-Health Performance - Doctor Consultation



KNR district is at position 7(up by 4) in OP consultation with the value of 82.02(10% up).

## Doctor Consultation Percentage in PHCs/FHCs/UPHCs

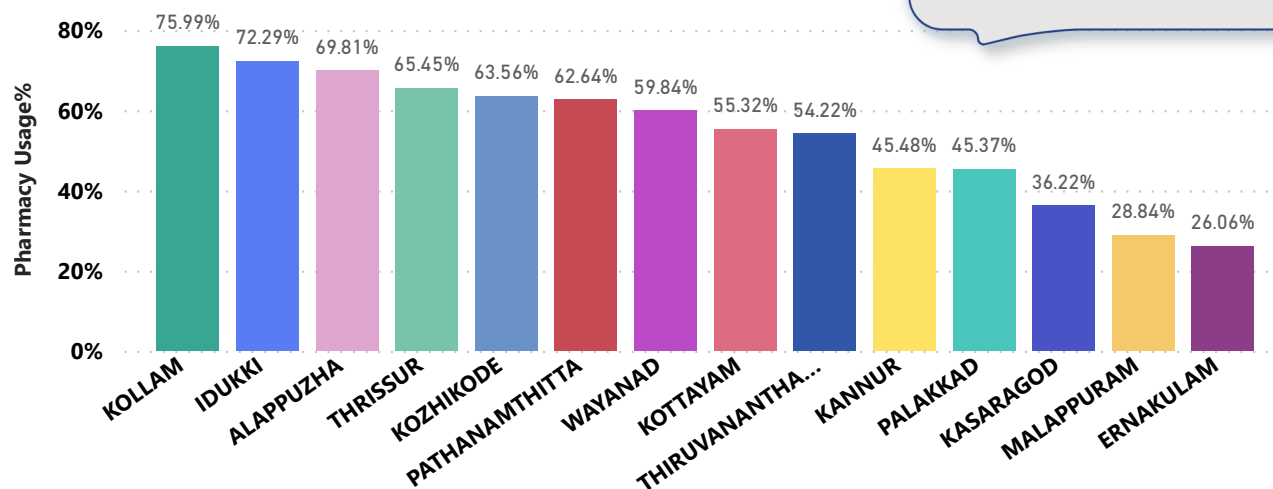
Hospital	Doctor Consultation %
Family Health Centre Munderi	98.91%
Family Health Centre Kankol Alappadamba	98.75%
Family Health Centre Morazha Fisheries	97.40%
Family Health Centre Valapattanam	97.34%
Family Health Centre Malappattam	96.88%
Family Health Centre Alakode Therthalli	96.21%
Family Health Centre Cheruthazham	94.63%
Family Health Centre Chirakkal	93.75%
Urban Primary Health Centre Maithanappally	93.45%
Family Health Centre Kadirur	93.36%
Family Health Centre Anjarakkandy	93.04%

Hospital	Doctor Consultation %
Family Health Centre Thillenkerry	0.00%
Family Health Centre Pulingome	28.58%
Family Health Centre Narath	54.19%
Family Health Centre Pattiam	62.26%
Family Health Centre Pattuvam	73.38%
Urban Primary Health Centre Koovode	76.41%
Family Health Centre Muzhappilangad	80.73%
Urban Primary Health Centre Panoor	82.73%
Family Health Centre Kottiyoor	83.75%
Family Health Centre Kalliassery	86.45%
Family Health Centre Cherukunnu Thara	87.57%
Family Health Centre Eramam Kuttur	89.39%
Family Health Centre Ramanthali	92.39%

## 3.4 e-Health Performance - Pharmacy Usage in PHCs/FHCs/UPHCs

Pharmacy usage is calculated as (Pharmacy Prescription Count / Total Visits ) \*100

The district remains at position 10(up by 1) in Pharmacy Usage with 45.48%(up by 11%).



## Pharmacy Usage in PHCs/FHCs/UPHCs

Hospital	Pharmacy Usage %
Family Health Centre Malappattam	91.00%
Family Health Centre Alakode Therthalli	90.00%
Family Health Centre Morazha Fisheries	89.00%
Family Health Centre Munderi	88.00%
Family Health Centre Eramam Kuttur	86.00%
Family Health Centre Ramanthali	84.00%
Family Health Centre Kankol Alappadamba	83.00%
Family Health Centre Cheruthazham	81.00%
Family Health Centre Valapattanam	81.00%
Family Health Centre Kottiyoor	78.00%
Family Health Centre Kadirur	75.00%
Family Health Centre Pattuvam	64.00%
Family Health Centre Narath	51.00%

Hospital	Pharmacy Usage %
Family Health Centre Anjarakkandy	0.00%
Family Health Centre Chirakkal	0.00%
Family Health Centre Muzhappilangad	0.00%
Family Health Centre Pulingome	0.00%
Family Health Centre Thillenkerry	0.00%
Family Health Centre Pattiam	6.00%
Urban Primary Health Centre Maithanappally	8.00%
Urban Primary Health Centre Panoor	12.00%
Family Health Centre Cherukunnu Thara	13.00%
Family Health Centre Kalliassery	14.00%
Urban Primary Health Centre Koovode	42.00%
Family Health Centre Narath	51.00%
Family Health Centre Pattuvam	64.00%

## 4. Status of Modules started in Hospitals

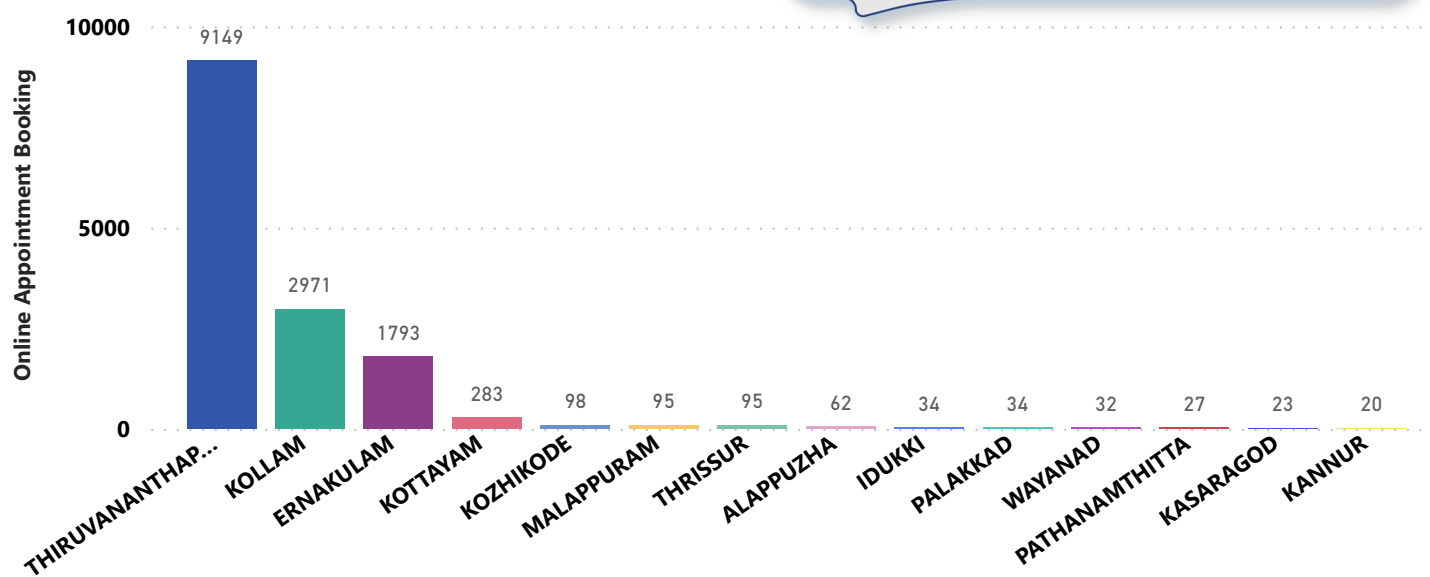
District wise status of live institutions and the count of various modules [Reception, OP Consultation, Lab, Pharmacy] started.

District Name	Live Institutions	Reception	Consultation	Lab	Pharmacy
THIRUVANANTHAPURAM	104	99 (95.2%)	93 (89.4%)	80 (76.9%)	79 (76.%)
THRISSUR	56	54 (96.4%)	53 (94.6%)	45 (80.4%)	51 (91.1%)
MALAPPURAM	47	42 (89.4%)	35 (74.5%)	19 (40.4%)	20 (42.6%)
KOZHIKODE	39	33 (84.6%)	28 (71.8%)	23 (59.%)	24 (61.5%)
PALAKKAD	38	37 (97.4%)	36 (94.7%)	30 (78.9%)	21 (55.3%)
ERNAKULAM	34	28 (82.4%)	25 (73.5%)	10 (29.4%)	18 (52.9%)
KANNUR	28	26 (92.9%)	25 (89.3%)	18 (64.3%)	19 (67.9%)
KOTTAYAM	23	21 (91.3%)	20 (87.%)	13 (56.5%)	19 (82.6%)
KOLLAM	22	22 (100.%)	22 (100.%)	22 (100.%)	22 (100.%)
ALAPPUZHA	19	19 (100.%)	18 (94.7%)	16 (84.2%)	18 (94.7%)
IDUKKI	19	18 (94.7%)	16 (84.2%)	11 (57.9%)	15 (78.9%)
KASARAGOD	19	19 (100.%)	19 (100.%)	13 (68.4%)	17 (89.5%)
PATHANAMTHITTA	18	17 (94.4%)	15 (83.3%)	12 (66.7%)	12 (66.7%)
WAYANAD	16	15 (93.8%)	15 (93.8%)	15 (93.8%)	15 (93.8%)
<b>Total</b>	<b>482</b>	<b>450 (93.4%)</b>	<b>420 (87.1%)</b>	<b>327 (67.8%)</b>	<b>350 (72.6%)</b>

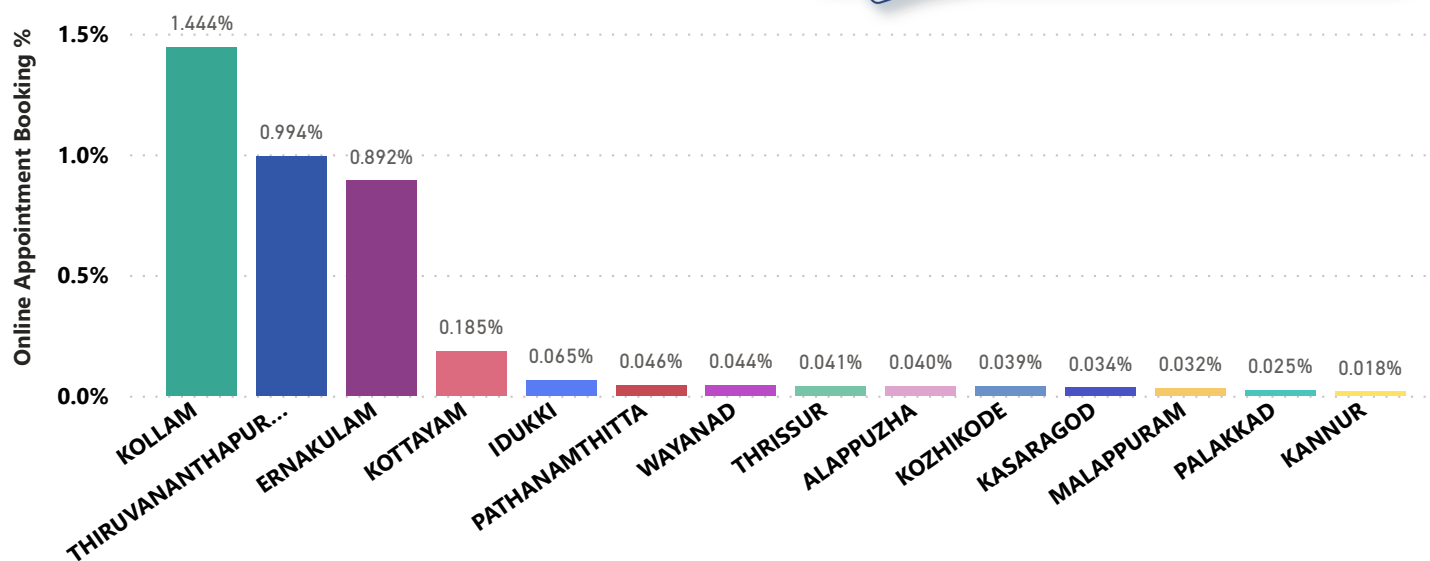


## 5. Percentage of Online Appointment Booking in Hospitals

District-wise count of Online appointments taken during the month of December '22. KNR district is at 14th position in Online appointments.

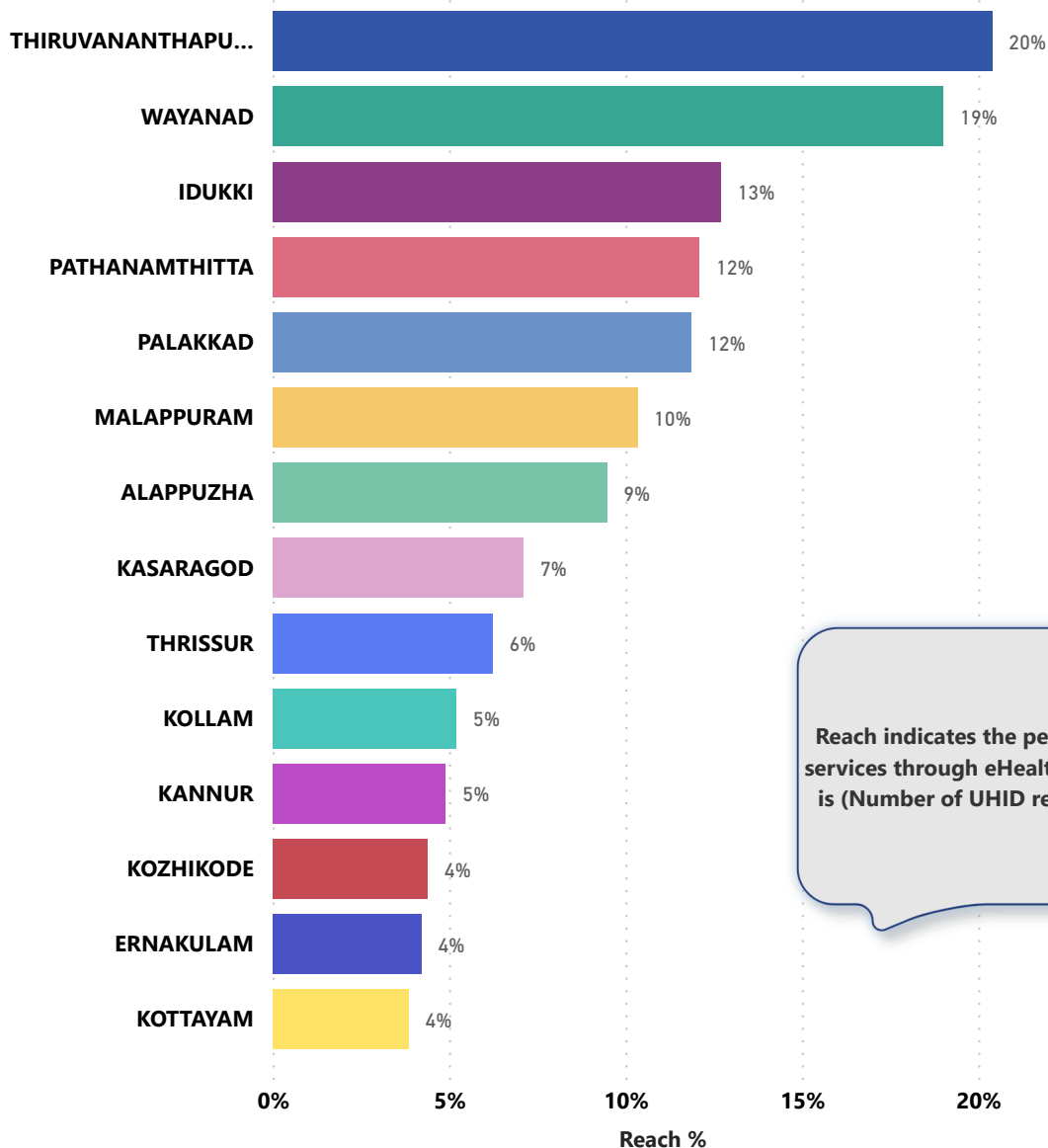


District-wise percentage of online appointment booking up on OP visits for the month of December '22. Calculation is performed as (Online Visits / OP Visits) \* 100 %.





## 6. eHealth Performance - Reach



Reach indicates the percentage of population availing services through eHealth. The formula used to calculate is  $(\text{Number of UHID registered} / \text{Population}) * 100 \%$ .

## 7. Public Health Survey Status

