

1. eHealth Kerala - Vital Statistics

Live Institutions	19
Medical College Hospitals	0
PHCs/FHCs	17
CHCs	0
DHs/GHs	0
PH Labs	0
Other(Inc UPHCs,Taluk Hospitals)	2



2. Highlights



- Reception module started in all PHCs/FHCs/UPHCs of the district.



- The Kasaragod moved from position 6 to position 7 in overall performance ranking of districts based on PHCs/FHCs/UPHCs.
- The district is at position 7 in house survey completion(2.27%) and at position 4 in member survey completion(0.16%).
- District remains at :
 - position 14 in UHID Visits 12% (2% up) .
 - position 12 in Pharmacy Usage 36% (6% up).
- The district remains at 13th position in OP consultation with the value of nearly 57% (3%up).
- The district moved from position 11 to 13 in Online appointments.




3. eHealth - District Ranking Matrix Based on Performance of PHCs/FHCs/UPHCs

The ranking matrix showcase the district performance in providing eHealth services through PHCs/FHCs/UPHCs based on six different parameters. These parameters include whether the reception module is started or not, UHID Visits, Doctor Consultation, Pharmacy Usage, Lab Usage and number of Live Institutions. Based on the ranking, the districts are classified into three broad categories, the best performing districts, the average performing districts and the low performing districts.

The best performing districts should strive to continue to remain in the same position, whereas the average performing as well as the low performing districts should strive to reach to the 'top four' league.

The ranking matrix for the month of December '22 is given below:

District	Rank
IDUKKI	1
WAYANAD	1
KOLLAM	2
THIRUVANANTHAPURAM	2
ALAPPUZHA	3
PALAKKAD	3
PATHANAMTHITTA	3
THRISSUR	4
KANNUR	5
KOTTAYAM	5
KOZHIKODE	6
ERNAKULAM	7
KASARAGOD	7
MALAPPURAM	8

 Best performing
 Average performing
 Low performing

3. eHealth - Institution Level Ranking of PHCs/FHCs/UPHCs

Hospital	Rank
Urban Primary Health Centre Nileschwaram	1
Family Health Centre Mulleriya	2
Urban Primary Health Centre Pullikunnu	2
Family Health Centre Udumbanthala	3
Family Health Centre Ajanur	4
Family Health Centre Anandashram	5
Family Health Centre Belloor	5
Family Health Centre Kayyur	6
Family Health Centre Chattanchal	7
Family Health Centre Ennappara	7
Family Health Centre Narkilakkad	7
Family Health Centre Kumbadaje	8
Family Health Centre Valiyaparamaba	8
Family Health Centre Karindalam	9
Family Health Centre Mogralputhur	9
Family Health Centre Pallikere	9
Family Health Centre Panathur	9
Family Health Centre Perla	9
Family Health Centre Udma	9

3.1 eHealth Performance - Reception Module

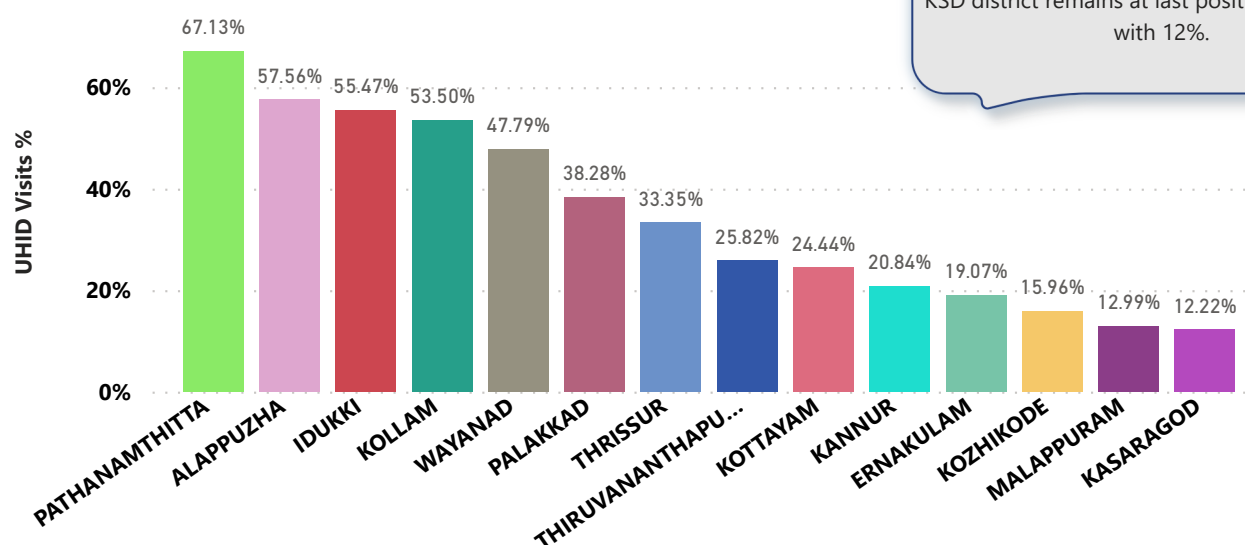
Reception Module is considered to be functional in a PHC/FHC/UPHC only if the number of total visits for the month is of minimum 500.

Reception Module started in all PHCs/FHCs/UPHCs of the district

District	PHC/FHC/UPHC Count	PHC/FHC/UPHC with Reception	% of PHC/FHC/UPHC with Reception
THIRUVANANTHAPURAM	67	65	97.00%
THRISSUR	52	51	98.00%
MALAPPURAM	46	40	87.00%
PALAKKAD	37	36	97.00%
ERNAKULAM	31	26	84.00%
KOZHIKODE	29	26	90.00%
KANNUR	26	25	96.00%
KOLLAM	20	21	105.00%
KOTTAYAM	21	20	95.00%
KASARAGOD	19	19	100.00%
ALAPPUZHA	17	17	100.00%
IDUKKI	17	16	94.00%
PATHANAMTHITTA	17	16	94.00%
WAYANAD	15	15	100.00%

3.2 e-Health Performance - UHID Visits

UHID Visit % is calculated as (UHID Visits / Total Visit) *100



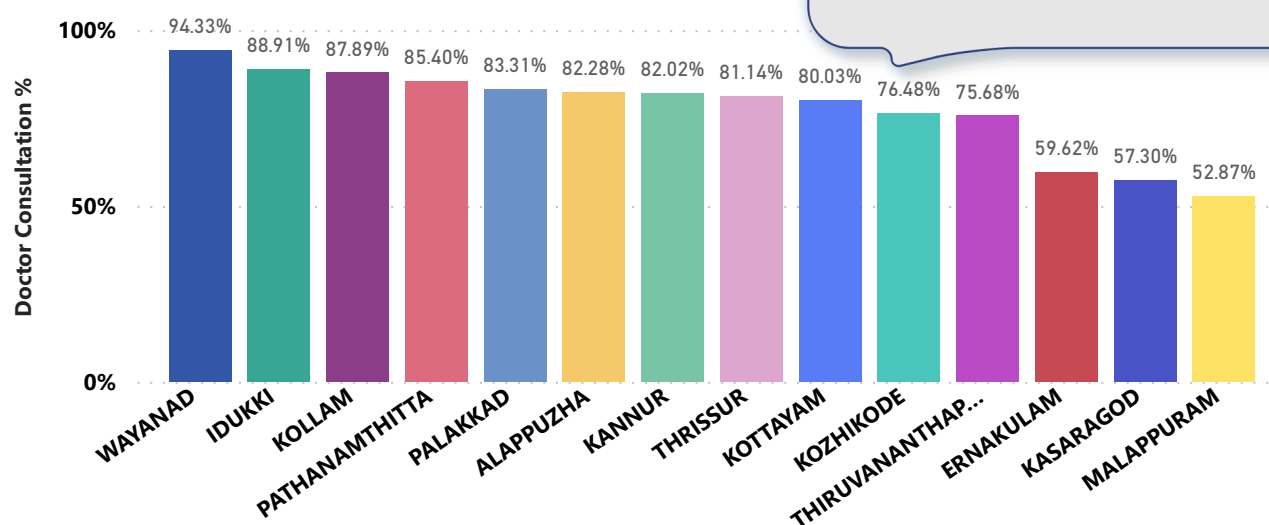
KSD district remains at last position UHID Visits with 12%.

PHCs/FHCs/UPHCs based on UHID Visits

Institutions with atleast 100 UHID visits are listed here.

Hospital	UHID Visit %
Family Health Centre Ennappara	47.00%
Family Health Centre Narkilakkad	37.00%
Family Health Centre Ajanur	24.00%
Family Health Centre Mulleriya	24.00%
Urban Primary Health Centre Nileschwaram	21.00%
Family Health Centre Valiyaparamaba	17.00%
Family Health Centre Udumbanthala	15.00%
Family Health Centre Kayyur	12.00%
Family Health Centre Karindalam	7.00%
Family Health Centre Udma	7.00%
Family Health Centre Panathur	6.00%
Family Health Centre Mogralputhur	5.00%
Family Health Centre Chattanchal	3.00%

3.3 e-Health Performance - Doctor Consultation



KSD district remains at 13th position in OP consultation with the value of nearly 57%(3%up).

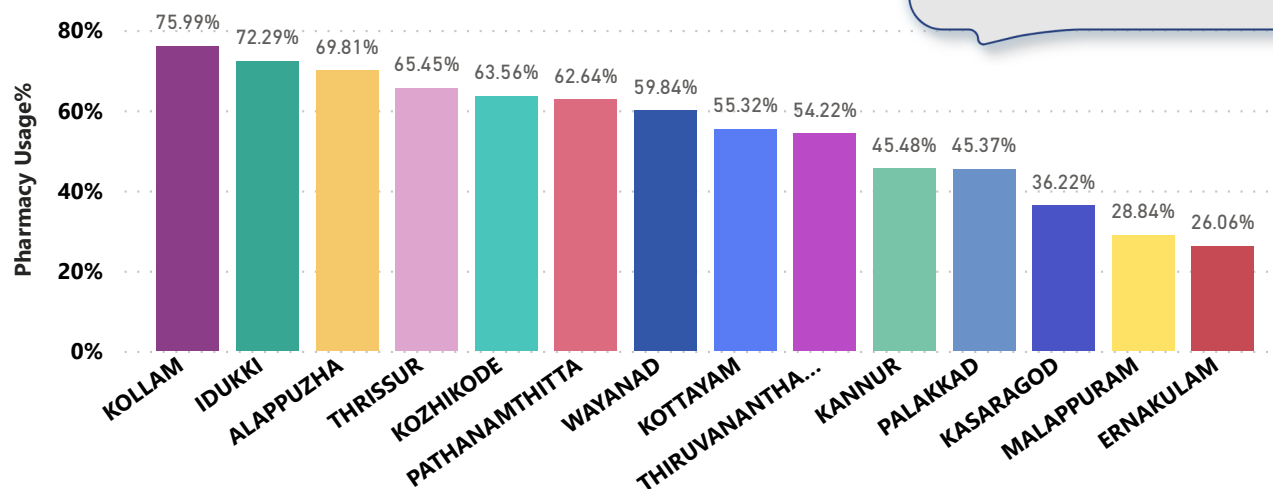
Doctor Consultation Percentage in PHCs/FHCs/UPHCs

Hospital	Doctor Consultation %
Family Health Centre Mulleriya	96.77%
Family Health Centre Ajanur	91.68%
Urban Primary Health Centre Nileschwaram	90.56%
Family Health Centre Udumbanthala	84.58%
Family Health Centre Kayyur	67.90%
Family Health Centre Valiyaparamaba	67.74%
Family Health Centre Chattanchal	65.39%
Family Health Centre Narkilakkad	52.53%
Family Health Centre Ennappara	44.89%
Family Health Centre Karindalam	43.07%
Family Health Centre Mogralputhur	40.95%
Family Health Centre Panathur	32.79%
Family Health Centre Udma	29.13%

3.4 e-Health Performance - Pharmacy Usage in PHCs/FHCs/UPHCs

Pharmacy usage is calculated as (Pharmacy Prescription Count / Total Visits) *100

The KSD district remains at position 12 in Pharmacy Usage with 36%(6% up).



Pharmacy Usage in PHCs/FHCs/UPHCs

Hospital	Pharmacy Usage %
Family Health Centre Mulleriya	79.00%
Urban Primary Health Centre Nileshwaram	78.00%
Family Health Centre Udumbanthala	73.00%
Family Health Centre Kayyur	60.00%
Family Health Centre Ajanur	55.00%
Family Health Centre Chattanchal	46.00%
Family Health Centre Valiyaparamaba	39.00%
Family Health Centre Ennappara	35.00%
Family Health Centre Mogralputhur	28.00%
Family Health Centre Narkilakkad	22.00%
Family Health Centre Panathur	11.00%
Family Health Centre Karindalam	9.00%
Family Health Centre Udma	8.00%

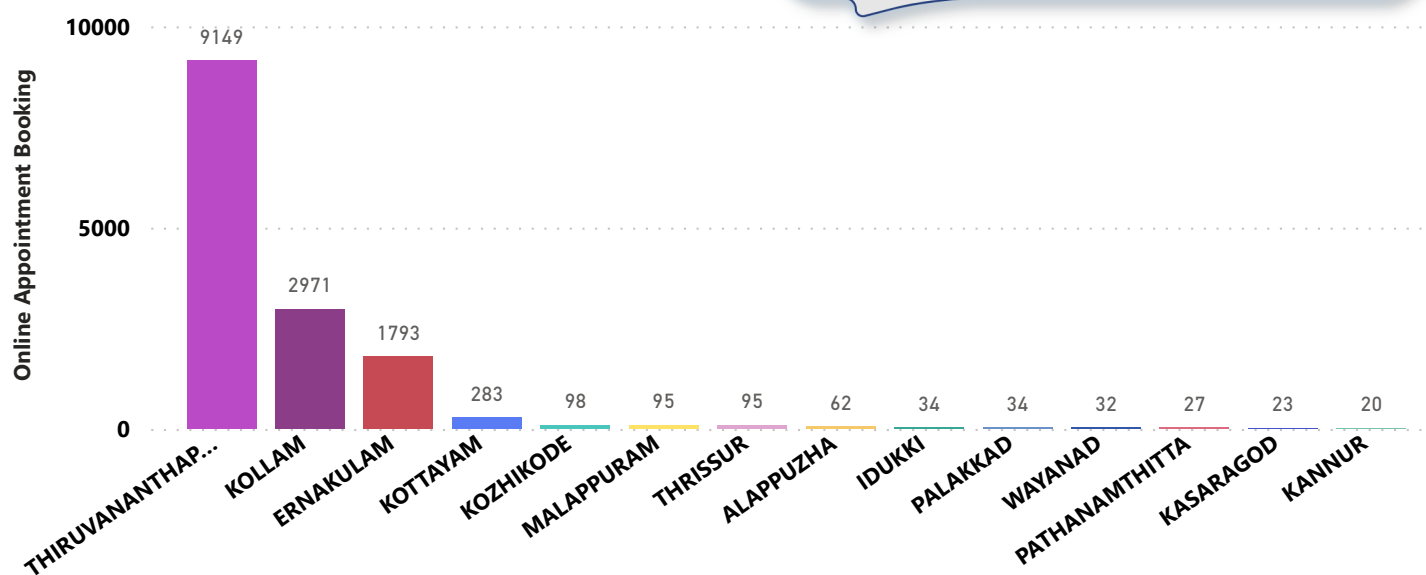
4. Status of Modules started in Hospitals

District wise status of live institutions and the count of various modules [Reception, OP Consultation, Lab, Pharmacy] started.

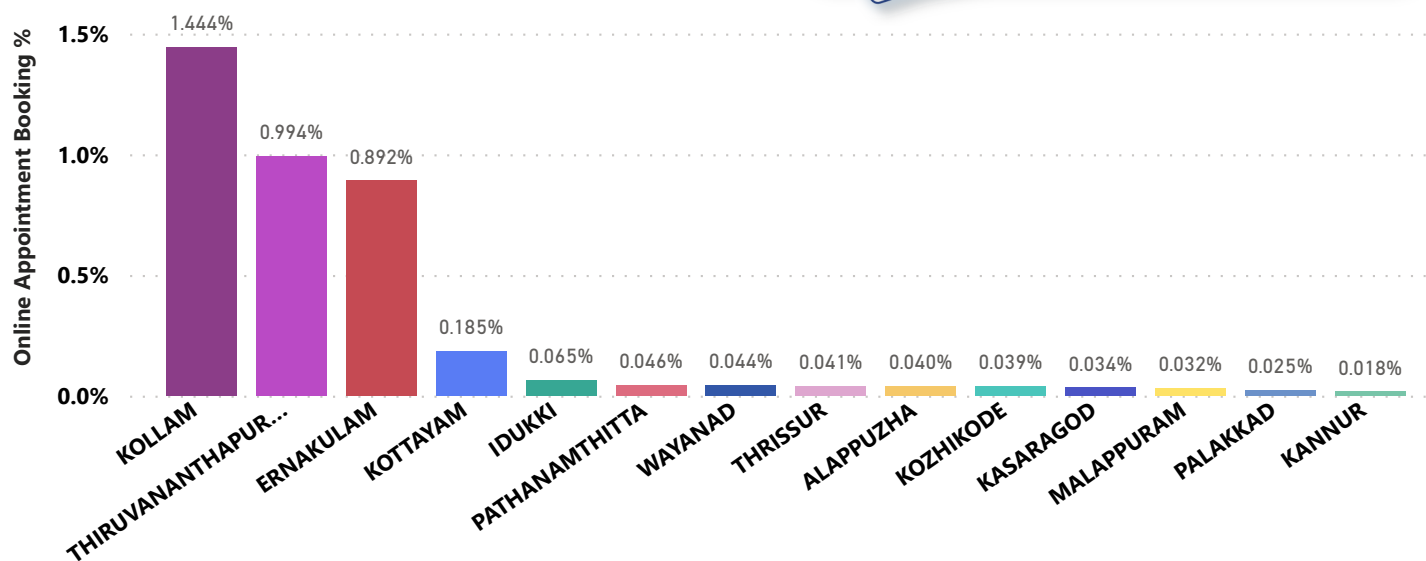
District Name	Live Institutions	Reception	Consultation	Lab	Pharmacy
THIRUVANANTHAPURAM	104	99 (95.2%)	93 (89.4%)	80 (76.9%)	79 (76.%)
THRISSUR	56	54 (96.4%)	53 (94.6%)	45 (80.4%)	51 (91.1%)
MALAPPURAM	47	42 (89.4%)	35 (74.5%)	19 (40.4%)	20 (42.6%)
KOZHIKODE	39	33 (84.6%)	28 (71.8%)	23 (59.%)	24 (61.5%)
PALAKKAD	38	37 (97.4%)	36 (94.7%)	30 (78.9%)	21 (55.3%)
ERNAKULAM	34	28 (82.4%)	25 (73.5%)	10 (29.4%)	18 (52.9%)
KANNUR	28	26 (92.9%)	25 (89.3%)	18 (64.3%)	19 (67.9%)
KOTTAYAM	23	21 (91.3%)	20 (87.%)	13 (56.5%)	19 (82.6%)
KOLLAM	22	22 (100.%)	22 (100.%)	22 (100.%)	22 (100.%)
ALAPPUZHA	19	19 (100.%)	18 (94.7%)	16 (84.2%)	18 (94.7%)
IDUKKI	19	18 (94.7%)	16 (84.2%)	11 (57.9%)	15 (78.9%)
KASARAGOD	19	19 (100.%)	19 (100.%)	13 (68.4%)	17 (89.5%)
PATHANAMTHITTA	18	17 (94.4%)	15 (83.3%)	12 (66.7%)	12 (66.7%)
WAYANAD	16	15 (93.8%)	15 (93.8%)	15 (93.8%)	15 (93.8%)
Total	482	450 (93.4%)	420 (87.1%)	327 (67.8%)	350 (72.6%)

5. Percentage of Online Appointment Booking in Hospitals

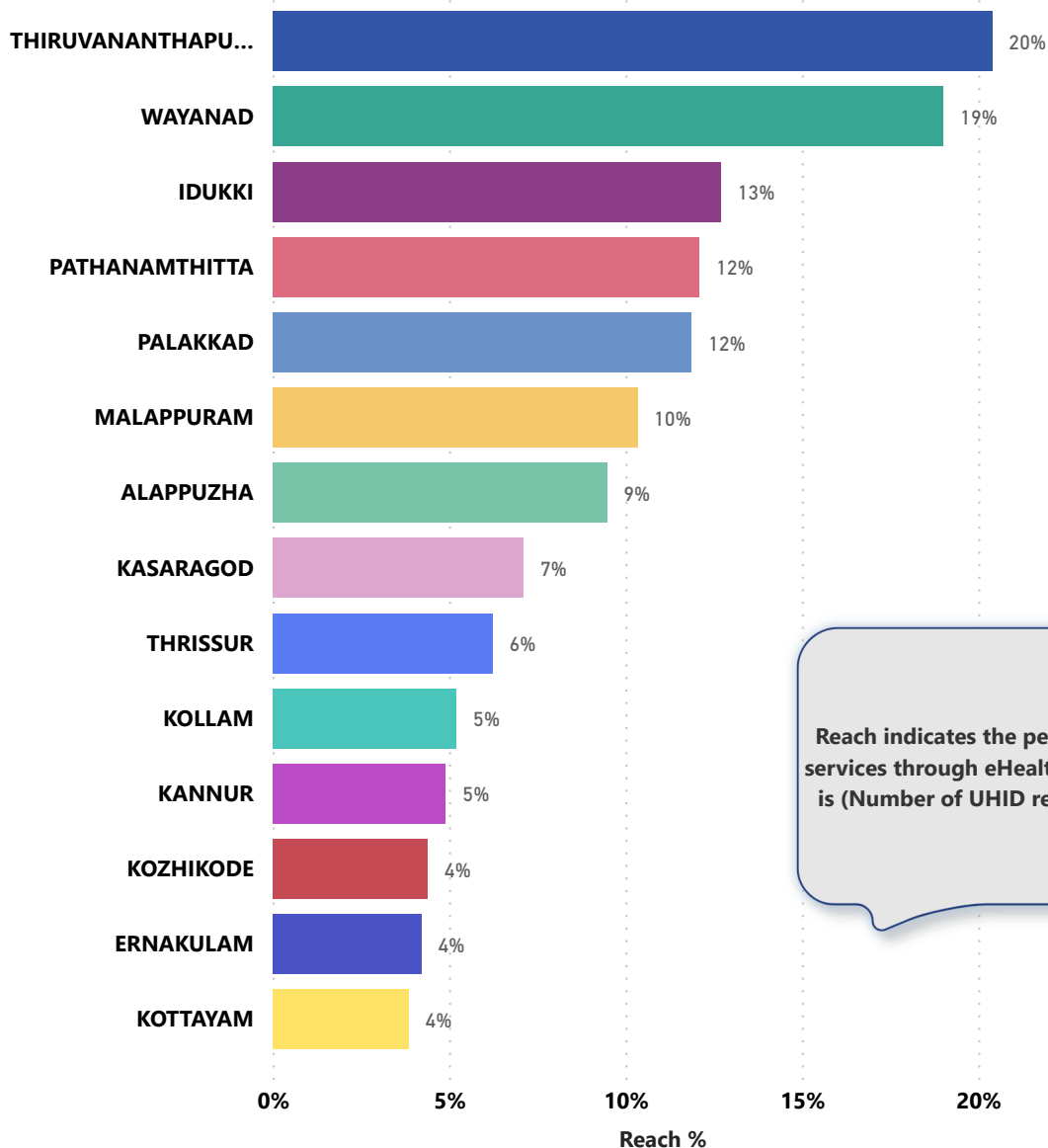
District-wise count of Online appointments taken during the month of December '22. KSD district moves from 11th position to 13th position in Online appointments.



District-wise percentage of online appointment booking up on OP visits for the month of December '22. Calculation is performed as (Online Visits / OP Visits) * 100 %.



6. eHealth Performance - Reach



Reach indicates the percentage of population availing services through eHealth. The formula used to calculate is $(\text{Number of UHID registered} / \text{Population}) * 100 \%$.

7. Public Health Survey Status

