

1. eHealth Kerala - Vital Statistics

Live Institutions	23
Medical College Hospitals	1
PHCs/FHCs	20
CHCs	0
DHs/GHs	0
PH Labs	0
Other(Inc UPHCs,Taluk Hospitals)	2



2. Highlights



➤ The reception module is functional in 20 of the 21 PHCs/FHCs/UPHCs of the Kottayam district.

➤ The district remains at:
 - position 8 (up by 1) in Pharmacy Usage with 54%.
 - position 9 in UHID Visits with 24%.
 - position 4 in online appointment booking



➤ The Kottayam District is at 5th position (down by 1) in the overall performance ranking of districts based on PHCs/FHCs/UPHCs.

➤ The district is in 14th position in reach rank which indicates UHID registration proportionate to the population.

➤ District at position 9 (down by 2) in OP consultation with 78.88%.

➤ The district is at position 12 in the house survey completion (0.28%) and at position 13 in member survey completion (0.01%).

3. eHealth - District Ranking Matrix Based on Performance of PHCs/FHCs/UPHCs

The ranking matrix showcase the district performance in providing eHealth services through PHCs/FHCs/UPHCs based on six different parameters. These parameters include whether the reception module is started or not, UHID Visits, Doctor Consultation, Pharmacy Usage, Lab Usage and number of Live Institutions. Based on the ranking, the districts are classified into three broad categories, the best performing districts, the average performing districts and the low performing districts.

The best performing districts should strive to continue to remain in the same position, whereas the average performing as well as the low performing districts should strive to reach to the 'top four' league.

The ranking matrix for the month of December '22 is given below:

District	Rank
IDUKKI	1
WAYANAD	1
KOLLAM	2
THIRUVANANTHAPURAM	2
ALAPPUZHA	3
PALAKKAD	3
PATHANAMTHITTA	3
THRISSUR	4
KANNUR	5
KOTTAYAM	5
KOZHIKODE	6
ERNAKULAM	7
KASARAGOD	7
MALAPPURAM	8

 Best performing
 Average performing
 Low performing

3. eHealth - Institution Level Ranking of PHCs/FHCs/UPHCs

Hospital	Rank
Family Health Centre Brahmamangalam	1
Family Health Centre Udayanapuram	1
Family Health Centre Panachikkadu	2
Family Health Centre Kuruppanthara	3
Family Health Centre Vazhoor	3
Family Health Centre Veliyannoor	4
Family Health Centre Manarcad	5
Family Health Centre Paippad	5
Family Health Centre Madappally	6
Family Health Centre Moonnilavu	6
Urban Primary Health Centre Perunna	6
Family Health Centre Mutholy	7
Family Health Centre Parampuzha	7
Family Health Centre Kallara	8
Family Health Centre Erattupetta	9
Family Health Centre Marangattupally	10
Family Health Centre Meenachil	10
Family Health Centre Maravanthuruthu	11
Family Health Centre Nattakom	12
Family Health Centre Velloor	12

3.1 eHealth Performance - Reception Module

Reception Module is considered to be functional in a PHC/FHC/UPHC only if the number of total visits for the month is of minimum 500.

Reception module started in 20 out of 21 PHCs/FHCs/UPHCs

District	PHC/FHC/UPHC Count	PHC/FHC/UPHC with Reception	% of PHC/FHC/UPHC with Reception
THIRUVANANTHAPURAM	67	65	97.00%
THRISSUR	52	51	98.00%
MALAPPURAM	46	40	87.00%
PALAKKAD	37	36	97.00%
ERNAKULAM	31	26	84.00%
KOZHIKODE	29	26	90.00%
KANNUR	26	25	96.00%
KOLLAM	20	21	105.00%
KOTTAYAM	21	20	95.00%
KASARAGOD	19	19	100.00%
ALAPPUZHA	17	17	100.00%
IDUKKI	17	16	94.00%
PATHANAMTHITTA	17	16	94.00%
WAYANAD	15	15	100.00%

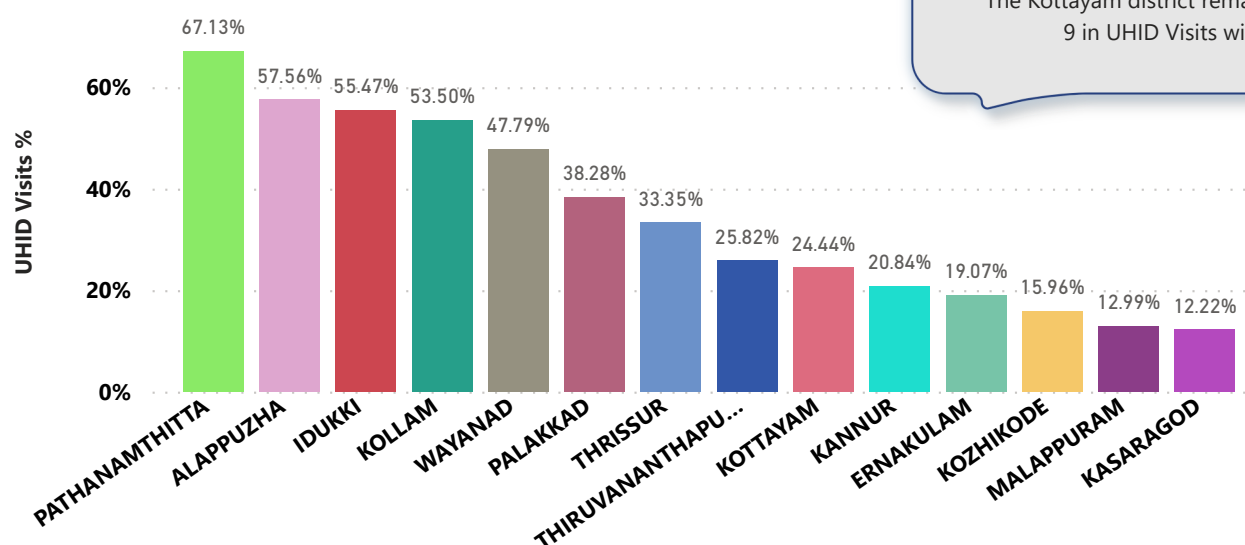
Institutions where the reception module is either not started or not using

Hospital Name

Family Health Centre Meenadom

3.2 e-Health Performance - UHID Visits

UHID Visit % is calculated as (UHID Visits / Total Visit) *100



The Kottayam district remains at position 9 in UHID Visits with 24%.

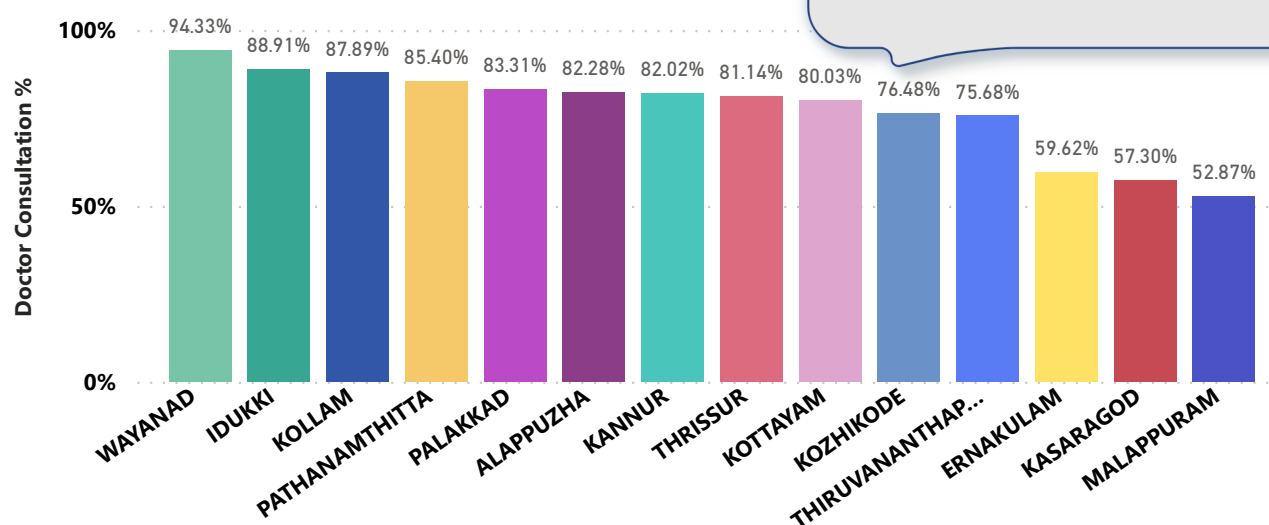
PHCs/FHCs/UPHCs based on UHID Visits

Institutions with atleast 100 UHID visits are listed here.

Hospital	UHID Visit %
Family Health Centre Kuruppanthara	62.00%
Family Health Centre Udayanapuram	61.00%
Family Health Centre Brahmamangalam	54.00%
Family Health Centre Paippad	41.00%
Family Health Centre Veliyanloor	36.00%
Family Health Centre Vazhoor	35.00%
Family Health Centre Kallara	32.00%
Family Health Centre Mutholy	26.00%
Family Health Centre Panachikkadu	24.00%
Family Health Centre Madappally	22.00%
Family Health Centre Maravanthuruthu	22.00%

Hospital	UHID Visit %
Family Health Centre Manarcad	4.00%
Family Health Centre Nattakom	4.00%
Family Health Centre Marangattupally	8.00%
Family Health Centre Parampuzha	10.00%
Family Health Centre Velloor	12.00%
Urban Primary Health Centre Perunna	13.00%
Family Health Centre Erattupetta	15.00%
Family Health Centre Madappally	22.00%
Family Health Centre Maravanthuruthu	22.00%
Family Health Centre Panachikkadu	24.00%
Family Health Centre Mutholy	26.00%

3.3 e-Health Performance - Doctor Consultation



Kottayam district is at position 9 (down by 2) in OP consultation with 80.03%.

Doctor Consultation Percentage in PHCs/FHCs/UPHCs

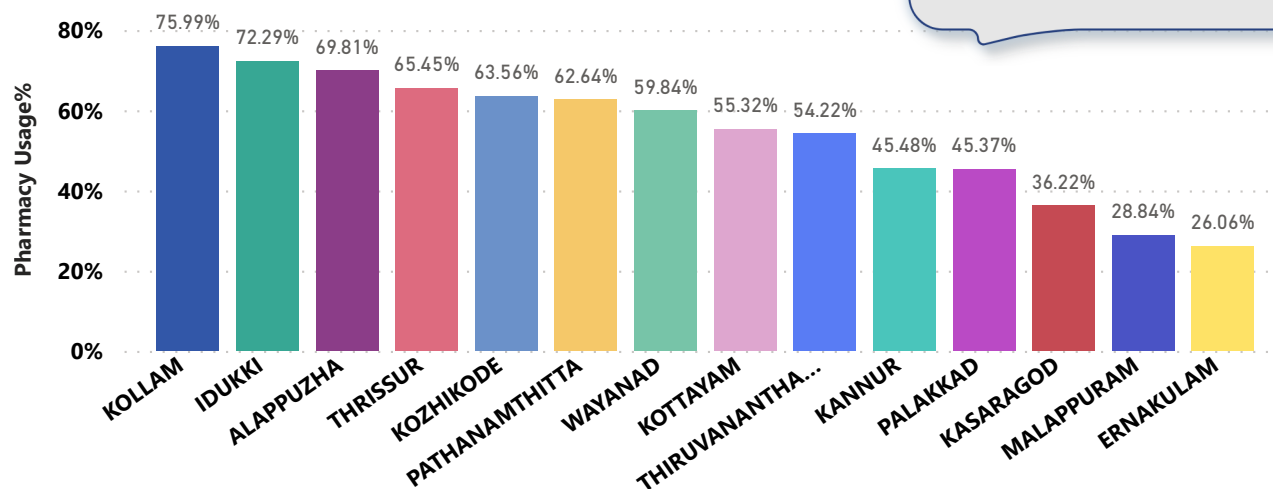
Hospital	Doctor Consultation %
Family Health Centre Udayanapuram	98.83%
Urban Primary Health Centre Perunna	98.39%
Family Health Centre Panachikkadu	97.70%
Family Health Centre Kuruppanthara	97.53%
Family Health Centre Veliyanloor	97.23%
Family Health Centre Brahmamangalam	96.32%
Family Health Centre Parampuzha	94.94%
Family Health Centre Madappally	94.16%
Family Health Centre Erattupetta	93.89%
Family Health Centre Marangattupally	86.03%
Family Health Centre Paippad	85.08%
Family Health Centre Manarcad	82.70%
Family Health Centre Mutholy	79.13%

Hospital	Doctor Consultation %
Family Health Centre Velloor	0.02%
Family Health Centre Nattakom	41.71%
Family Health Centre Maravanthuruthu	47.49%
Family Health Centre Kallara	53.01%
Family Health Centre Vazhoor	76.94%
Family Health Centre Mutholy	79.13%
Family Health Centre Manarcad	82.70%
Family Health Centre Paippad	85.08%
Family Health Centre Marangattupally	86.03%
Family Health Centre Erattupetta	93.89%
Family Health Centre Madappally	94.16%
Family Health Centre Parampuzha	94.94%
Family Health Centre Brahmamangalam	96.32%

3.4 e-Health Performance - Pharmacy Usage in PHCs/FHCs/UPHCs

Pharmacy usage is calculated as (Pharmacy Prescription Count / Total Visits) *100

The Kottayam district is in the 8th(up by 1) position in Pharmacy Usage with 55%(up by 4%).



Pharmacy Usage in PHCs/FHCs/UPHCs

Hospital	Pharmacy Usage %
Urban Primary Health Centre Perunna	99.00%
Family Health Centre Udayanapuram	98.00%
Family Health Centre Brahmamangalam	96.00%
Family Health Centre Panachikkadu	90.00%
Family Health Centre Manarcad	89.00%
Family Health Centre Veliyanloor	86.00%
Family Health Centre Kuruppanthara	83.00%
Family Health Centre Vazhoor	81.00%
Family Health Centre Paippad	69.00%
Family Health Centre Mutholy	65.00%
Family Health Centre Parampuzha	64.00%
Family Health Centre Madannally	52.00%

Hospital	Pharmacy Usage %
Family Health Centre Marangattupally	0.00%
Family Health Centre Velloor	0.00%
Family Health Centre Erattupetta	16.00%
Family Health Centre Nattakom	20.00%
Family Health Centre Maravanthuruthu	38.00%
Family Health Centre Kallara	48.00%
Family Health Centre Madappally	52.00%
Family Health Centre Parampuzha	64.00%
Family Health Centre Mutholy	65.00%
Family Health Centre Paippad	69.00%
Family Health Centre Vazhoor	81.00%
Family Health Centre Kuruppanthara	83.00%
Family Health Centre Veliyanloor	86.00%

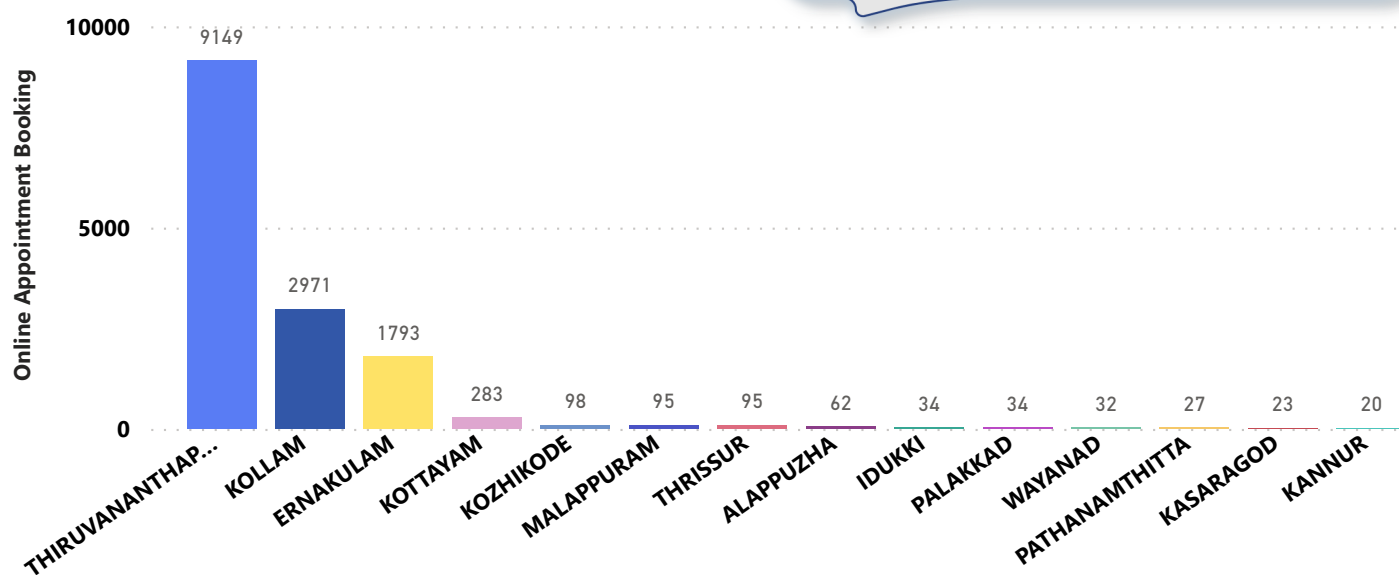
4. Status of Modules started in Hospitals

District wise status of live institutions and the count of various modules [Reception, OP Consultation, Lab, Pharmacy] started.

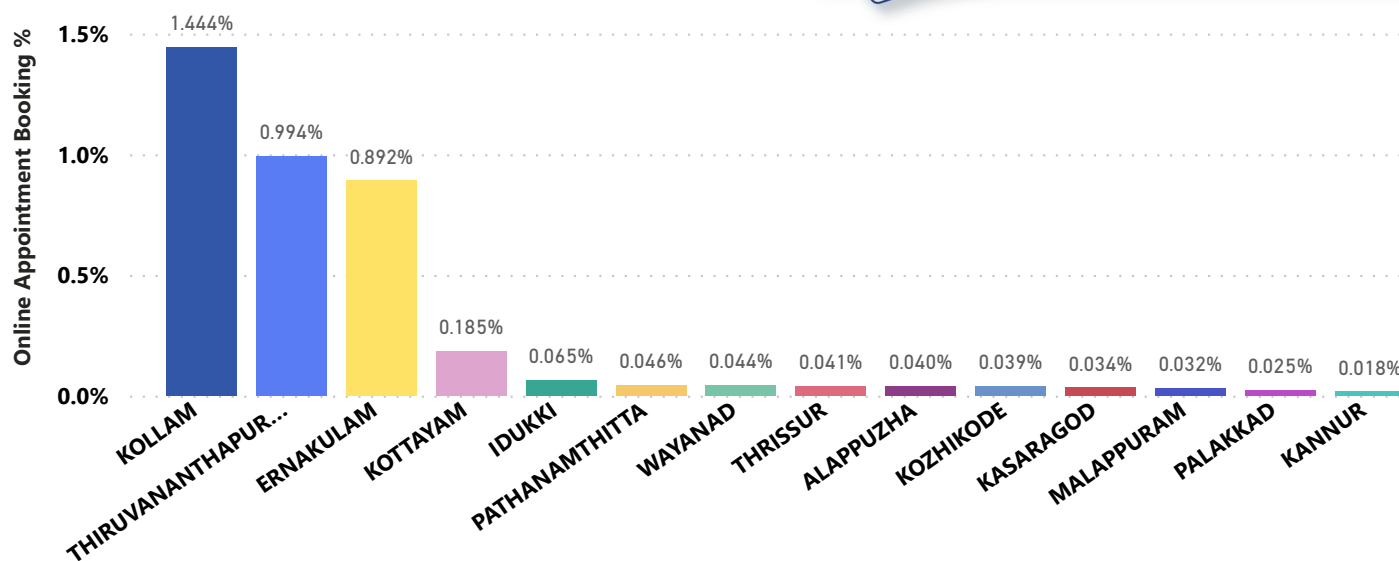
District Name	Live Institutions	Reception	Consultation	Lab	Pharmacy
THIRUVANANTHAPURAM	104	99 (95.2%)	93 (89.4%)	80 (76.9%)	79 (76.%)
THRISSUR	56	54 (96.4%)	53 (94.6%)	45 (80.4%)	51 (91.1%)
MALAPPURAM	47	42 (89.4%)	35 (74.5%)	19 (40.4%)	20 (42.6%)
KOZHIKODE	39	33 (84.6%)	28 (71.8%)	23 (59.%)	24 (61.5%)
PALAKKAD	38	37 (97.4%)	36 (94.7%)	30 (78.9%)	21 (55.3%)
ERNAKULAM	34	28 (82.4%)	25 (73.5%)	10 (29.4%)	18 (52.9%)
KANNUR	28	26 (92.9%)	25 (89.3%)	18 (64.3%)	19 (67.9%)
KOTTAYAM	23	21 (91.3%)	20 (87.%)	13 (56.5%)	19 (82.6%)
KOLLAM	22	22 (100.%)	22 (100.%)	22 (100.%)	22 (100.%)
ALAPPUZHA	19	19 (100.%)	18 (94.7%)	16 (84.2%)	18 (94.7%)
IDUKKI	19	18 (94.7%)	16 (84.2%)	11 (57.9%)	15 (78.9%)
KASARAGOD	19	19 (100.%)	19 (100.%)	13 (68.4%)	17 (89.5%)
PATHANAMTHITTA	18	17 (94.4%)	15 (83.3%)	12 (66.7%)	12 (66.7%)
WAYANAD	16	15 (93.8%)	15 (93.8%)	15 (93.8%)	15 (93.8%)
Total	482	450 (93.4%)	420 (87.1%)	327 (67.8%)	350 (72.6%)

5. Percentage of Online Appointment Booking in Hospitals

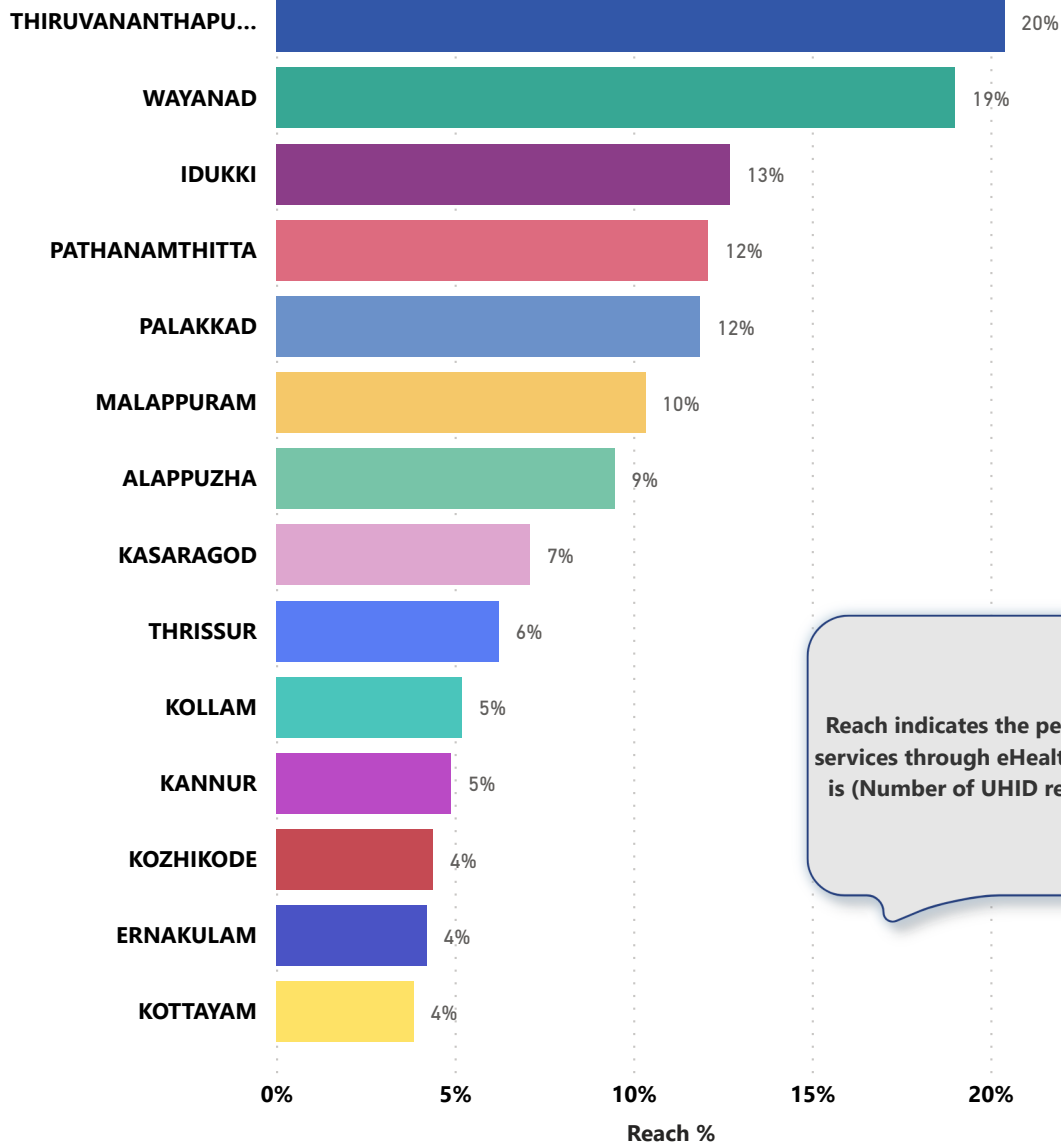
District-wise count of online appointments taken during the month of December'22. Kottayam district remains at position 4 in the number of online appointments.



District-wise percentage of online appointment booking up on OP visits for the month of December'22. The calculation is performed as $(\text{Online Visits} / \text{OP Visits}) * 100 \%$.



6. eHealth Performance - Reach



Reach indicates the percentage of population availing services through eHealth. The formula used to calculate is $(\text{Number of UHID registered} / \text{Population}) * 100 \%$.

7. Public Health Survey Status

