

1. eHealth Kerala - Vital Statistics

Live Institutions	47
Medical College Hospitals	1
PHCs/FHCs	41
CHCs	0
DHs/GHs	0
PH Labs	0
Other(Inc UPHCs,Taluk Hospitals)	5



2. Highlights



- Reception Module started in 40 of the 46 PHCs/FHCs/UPHCs of the district.
- Malappuram district remains at position 6(down by 2) in online appointment bookings.



- The district is at position 8 in overall performance ranking of districts based on PHCs/ FHCs/UPHCs.
- The district is at position 13 in house survey completion(.05%) and at position 11 in member survey completion(0.02%).
- The district remains at position 13 in UHID Visits with the value of 13%.
- The district remains at position 14 OP consultation with 53%(5% up).
- The district is at position 13 (1%up) in Pharmacy Usage with 29%(3% up).




3. eHealth - District Ranking Matrix Based on Performance of PHCs/FHCs/UPHCs

The ranking matrix showcase the district performance in providing eHealth services through PHCs/FHCs/UPHCs based on six different parameters. These parameters include whether the reception module is started or not, UHID Visits, Doctor Consultation, Pharmacy Usage, Lab Usage and number of Live Institutions. Based on the ranking, the districts are classified into three broad categories, the best performing districts, the average performing districts and the low performing districts.

The best performing districts should strive to continue to remain in the same position, whereas the average performing as well as the low performing districts should strive to reach to the 'top four' league.

The ranking matrix for the month of December '22 is given below:

District	Rank
IDUKKI	1
WAYANAD	1
KOLLAM	2
THIRUVANANTHAPURAM	2
ALAPPUZHA	3
PALAKKAD	3
PATHANAMTHITTA	3
THRISSUR	4
KANNUR	5
KOTTAYAM	5
KOZHIKODE	6
ERNAKULAM	7
KASARAGOD	7
MALAPPURAM	8

 Best performing
 Average performing
 Low performing

3. eHealth - Institution Level Ranking of PHCs/FHCs/UPHCs

Hospital	Rank
Family Health Centre Chokkad	1
Family Health Centre Pulikkal	2
Family Health Centre Morayur	3
Family Health Centre A R Nagar	4
Family Health Centre Parappanangadi	4
Family Health Centre Vazhikkadavu	4
Urban Primary Health Centre Eravimangalam	5
Family Health Centre Athanikkal	6
Family Health Centre Thazhekode	6
Urban Primary Health Centre Biyam	6
Family Health Centre Ozhoor	7
Family Health Centre Ponmala	7
Family Health Centre Elamkulam	8
Family Health Centre Thanalur	8
Family Health Centre Koottayi	9
Family Health Centre Nannambra	9
Family Health Centre Chaliyar	10
Family Health Centre Karulai	10
Family Health Centre Moorkkanad	10
Urban Primary Health Centre Mummuly ,Nilambur	10
Family Health Centre Edayur	11
Family Health Centre Kuzhimanna	11
Family Health Centre Porur	11

Hospital	Rank
Family Health Centre Chemmalassery	14
Family Health Centre Trippanachi	14
Urban Primary Health Centre Vettekcode	13
Family Health Centre Alankode	12
Family Health Centre Chelembra	12
Family Health Centre Kottakkal	12
Family Health Centre Marakkara	12
Family Health Centre Moonniyoor	12
Family Health Centre Pandikkad	12
Family Health Centre Pang	12
Family Health Centre Thalakkad	12
Family Health Centre Thirunavaya	12
Family Health Centre Thiruvalli	12
Family Health Centre Thuvvur	12
Family Health Centre Triprangode	12
Family Health Centre Valavannur	12
Family Health Centre Vattamkulam	12
Family Health Centre Vazhakkad	12
Family Health Centre Vazhayoor	12
Urban Primary Health Centre Mangalassery,Manjeri	12
Family Health Centre Edayur	11
Family Health Centre Kuzhimanna	11
Family Health Centre Porur	11

3.1 eHealth Performance - Reception Module

Reception Module is considered to be functional in a PHC/FHC/UPHC only if the number of total visits for the month is of minimum 500.

Reception Module started in 40 of the 46 PHCs/FHCs/UPHCs of the district

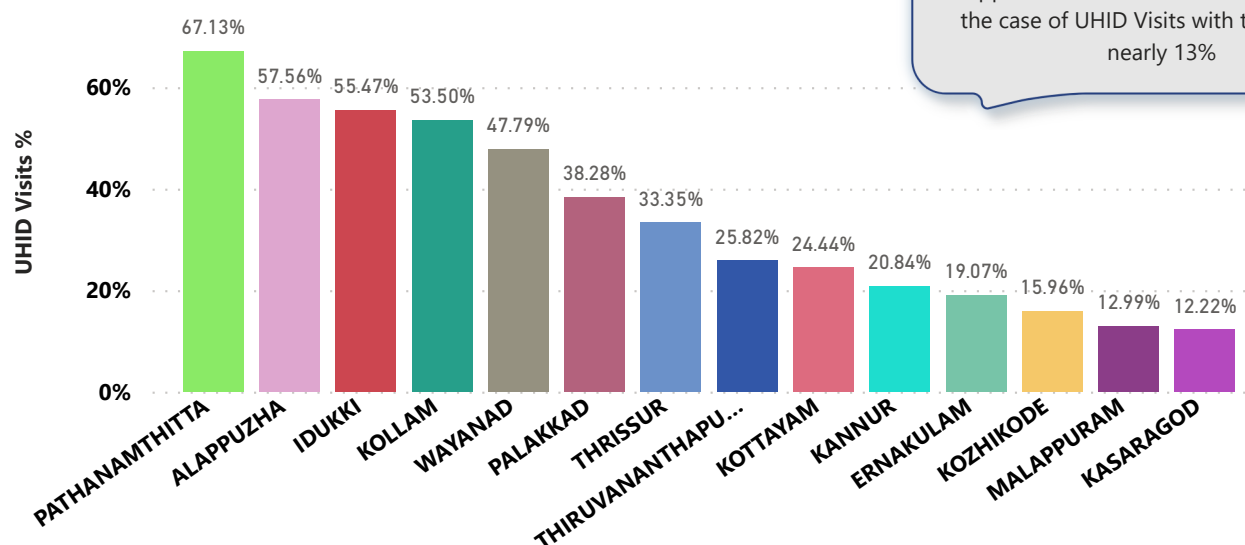
District	PHC/FHC/UPHC Count	PHC/FHC/UPHC with Reception	% of PHC/FHC/UPHC with Reception
THIRUVANANTHAPURAM	67	65	97.00%
THRISSUR	52	51	98.00%
MALAPPURAM	46	40	87.00%
PALAKKAD	37	36	97.00%
ERNAKULAM	31	26	84.00%
KOZHIKODE	29	26	90.00%
KANNUR	26	25	96.00%
KOLLAM	20	21	105.00%
KOTTAYAM	21	20	95.00%
KASARAGOD	19	19	100.00%
ALAPPUZHA	17	17	100.00%
IDUKKI	17	16	94.00%
PATHANAMTHITTA	17	16	94.00%
WAYANAD	15	15	100.00%

Institutions where the reception module is either not started or not using

Hospital Name
Family Health Centre Chemmalassery
Family Health Centre Kaladi
Family Health Centre Palappetty
Family Health Centre Thrikkalangoode
Family Health Centre Trippanachi
Urban Primary Health Centre Vettekcode

3.2 e-Health Performance - UHID Visits

UHID Visit % is calculated as (UHID Visits / Total Visit) *100



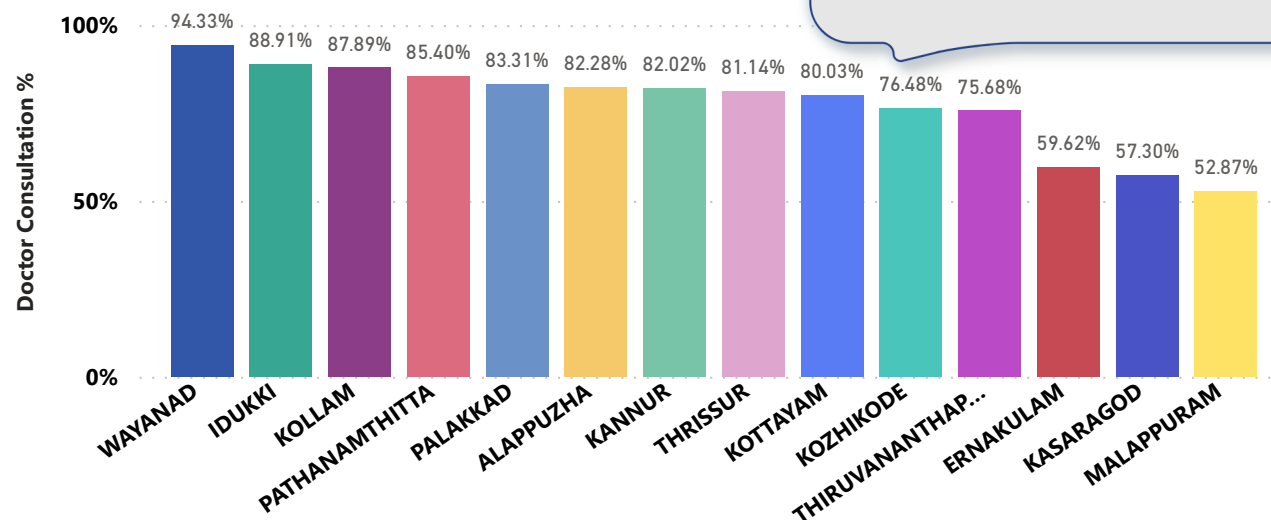
PHCs/FHCs/UPHCs based on UHID Visits

Institutions with atleast 100 UHID visits are listed here.

Hospital	UHID Visit %
Family Health Centre Chokkad	71.00%
Family Health Centre Pulikkal	70.00%
Family Health Centre Chaliyar	54.00%
Family Health Centre Morayur	39.00%
Family Health Centre Porur	32.00%
Family Health Centre A R Nagar	30.00%
Family Health Centre Moorkkanad	28.00%
Family Health Centre Vazhikkadavu	26.00%
Family Health Centre Elamkulam	24.00%
Family Health Centre Edayur	19.00%
Family Health Centre Thazhhekode	18.00%
Family Health Centre Thirunavaya	16.00%

Hospital	UHID Visit %
Family Health Centre Koottayi	2.00%
Family Health Centre Kottakkal	2.00%
Family Health Centre Kuzhimanna	2.00%
Family Health Centre Thanalur	3.00%
Family Health Centre Marakkara	4.00%
Family Health Centre Pandikkad	4.00%
Family Health Centre Parappanangadi	4.00%
Family Health Centre Nannambra	5.00%
Family Health Centre Ponmala	10.00%
Family Health Centre Karulai	13.00%
Family Health Centre Pang	13.00%
Family Health Centre Thirunavaya	16.00%

3.3 e-Health Performance - Doctor Consultation



Doctor Consultation Percentage in PHCs/FHCs/UPHCs

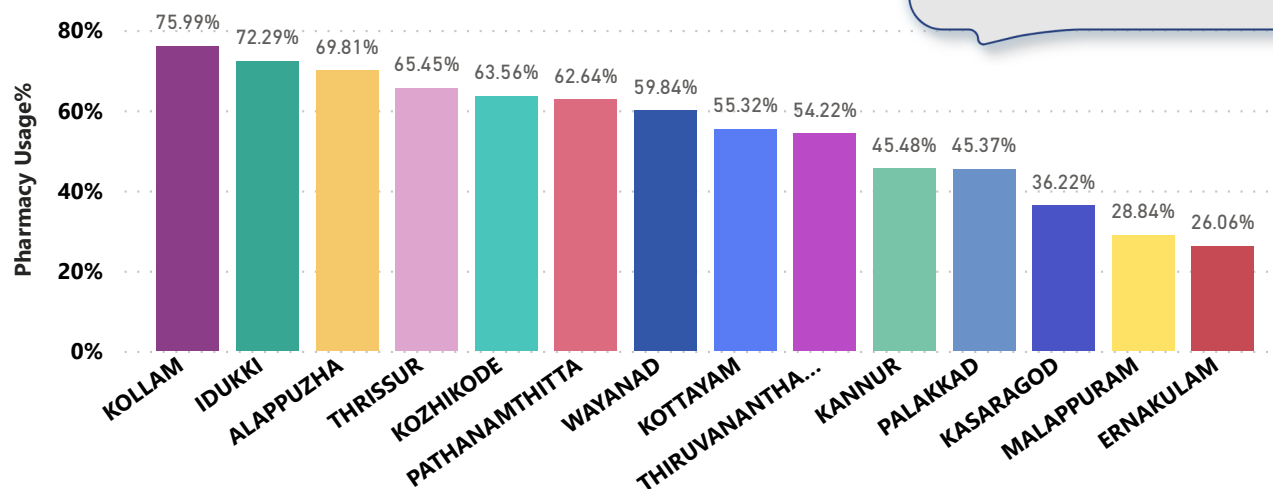
Hospital	Doctor Consultation %
Family Health Centre Parappanangadi	99.97%
Family Health Centre Pulikkal	99.53%
Family Health Centre Vazhikkadavu	99.42%
Family Health Centre A R Nagar	99.39%
Family Health Centre Morayur	97.41%
Family Health Centre Chokkad	96.47%
Family Health Centre Nannambra	94.30%
Family Health Centre Koottayi	94.22%
Family Health Centre Elamkulam	92.58%
Family Health Centre Thazhekode	90.58%
Family Health Centre Ponmala	90.08%
Family Health Centre Karulai	88.63%
Family Health Centre Thanalur	72.05%

Hospital	Doctor Consultation %
Family Health Centre Kottakkal	3.82%
Family Health Centre Porur	5.28%
Family Health Centre Thirunavaya	8.23%
Family Health Centre Pandikkad	12.67%
Family Health Centre Pang	19.58%
Family Health Centre Marakkara	19.97%
Family Health Centre Chaliyar	35.81%
Family Health Centre Edayur	41.80%
Family Health Centre Kuzhimanna	50.77%
Family Health Centre Moorkkanad	59.06%
Family Health Centre Thanalur	72.05%
Family Health Centre Karulai	88.63%
Family Health Centre Ponmala	90.08%

3.4 e-Health Performance - Pharmacy Usage in PHCs/FHCs/UPHCs

Pharmacy usage is calculated as (Pharmacy Prescription Count / Total Visits) *100

Malappuram district stands at the 13th position in Pharmacy Usage with 29%.



Pharmacy Usage in PHCs/FHCs/UPHCs

Hospital	Pharmacy Usage %
Family Health Centre Pulikkal	96.00%
Family Health Centre Parappanangadi	95.00%
Family Health Centre Chokkad	93.00%
Family Health Centre Vazhikkadavu	93.00%
Family Health Centre A R Nagar	90.00%
Family Health Centre Morayur	89.00%
Family Health Centre Thazhekod	82.00%
Family Health Centre Thanalur	65.00%
Family Health Centre Ponmala	54.00%
Family Health Centre Karulai	25.00%
Family Health Centre Koottayi	22.00%
Family Health Centre Edayur	21.00%
Family Health Centre Marakkara	7.00%
Family Health Centre Chaliyar	6.00%

Hospital	Pharmacy Usage %
Family Health Centre Kottakkal	0.00%
Family Health Centre Kuzhimanna	0.00%
Family Health Centre Moorkkanad	0.00%
Family Health Centre Nannambra	0.00%
Family Health Centre Pandikkad	0.00%
Family Health Centre Pang	0.00%
Family Health Centre Porur	0.00%
Family Health Centre Thirunavaya	0.00%
Family Health Centre Elamkulam	3.00%
Family Health Centre Chaliyar	6.00%
Family Health Centre Marakkara	7.00%
Family Health Centre Edayur	21.00%
Family Health Centre Koottayi	22.00%
Family Health Centre Karulai	25.00%

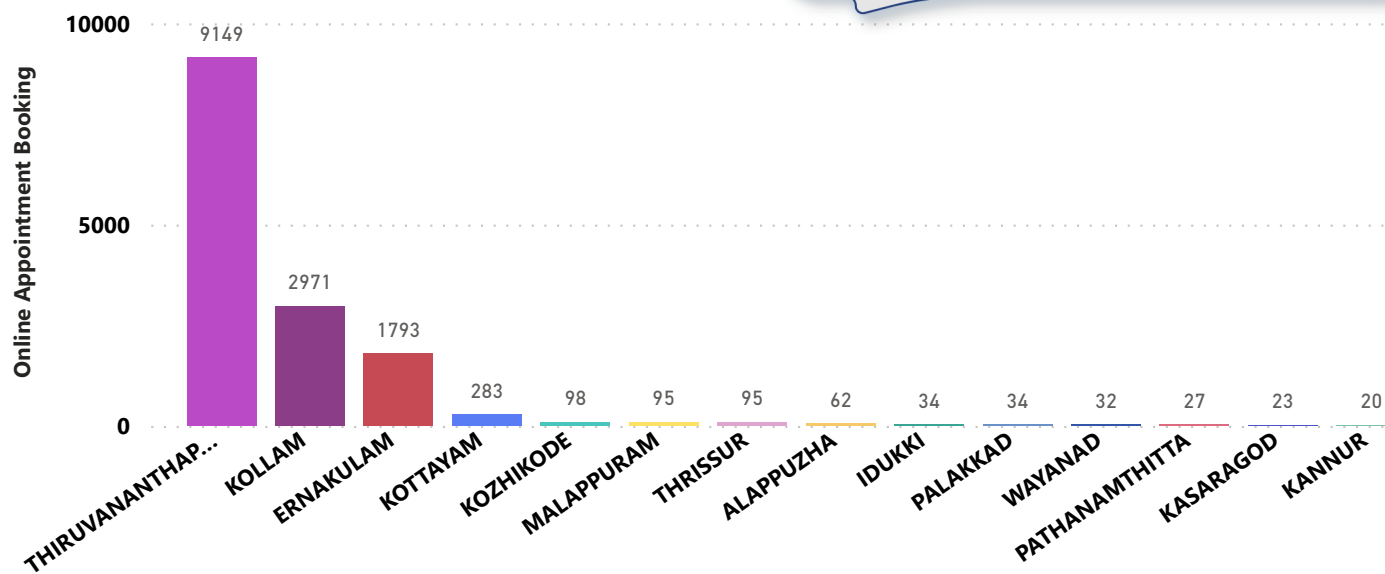
4. Status of Modules started in Hospitals

District wise status of live institutions and the count of various modules [Reception, OP Consultation, Lab, Pharmacy] started.

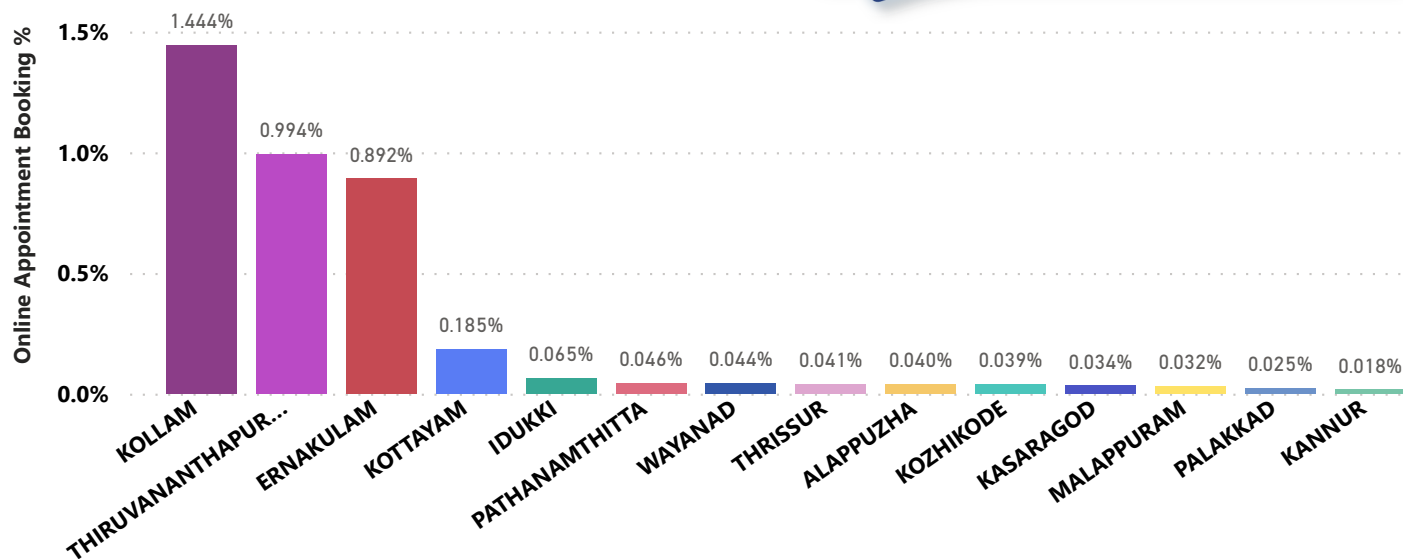
District Name	Live Institutions	Reception	Consultation	Lab	Pharmacy
THIRUVANANTHAPURAM	104	99 (95.2%)	93 (89.4%)	80 (76.9%)	79 (76.%)
THRISSUR	56	54 (96.4%)	53 (94.6%)	45 (80.4%)	51 (91.1%)
MALAPPURAM	47	42 (89.4%)	35 (74.5%)	19 (40.4%)	20 (42.6%)
KOZHIKODE	39	33 (84.6%)	28 (71.8%)	23 (59.%)	24 (61.5%)
PALAKKAD	38	37 (97.4%)	36 (94.7%)	30 (78.9%)	21 (55.3%)
ERNAKULAM	34	28 (82.4%)	25 (73.5%)	10 (29.4%)	18 (52.9%)
KANNUR	28	26 (92.9%)	25 (89.3%)	18 (64.3%)	19 (67.9%)
KOTTAYAM	23	21 (91.3%)	20 (87.%)	13 (56.5%)	19 (82.6%)
KOLLAM	22	22 (100.%)	22 (100.%)	22 (100.%)	22 (100.%)
ALAPPUZHA	19	19 (100.%)	18 (94.7%)	16 (84.2%)	18 (94.7%)
IDUKKI	19	18 (94.7%)	16 (84.2%)	11 (57.9%)	15 (78.9%)
KASARAGOD	19	19 (100.%)	19 (100.%)	13 (68.4%)	17 (89.5%)
PATHANAMTHITTA	18	17 (94.4%)	15 (83.3%)	12 (66.7%)	12 (66.7%)
WAYANAD	16	15 (93.8%)	15 (93.8%)	15 (93.8%)	15 (93.8%)
Total	482	450 (93.4%)	420 (87.1%)	327 (67.8%)	350 (72.6%)

5. Percentage of Online Appointment Booking in Hospitals

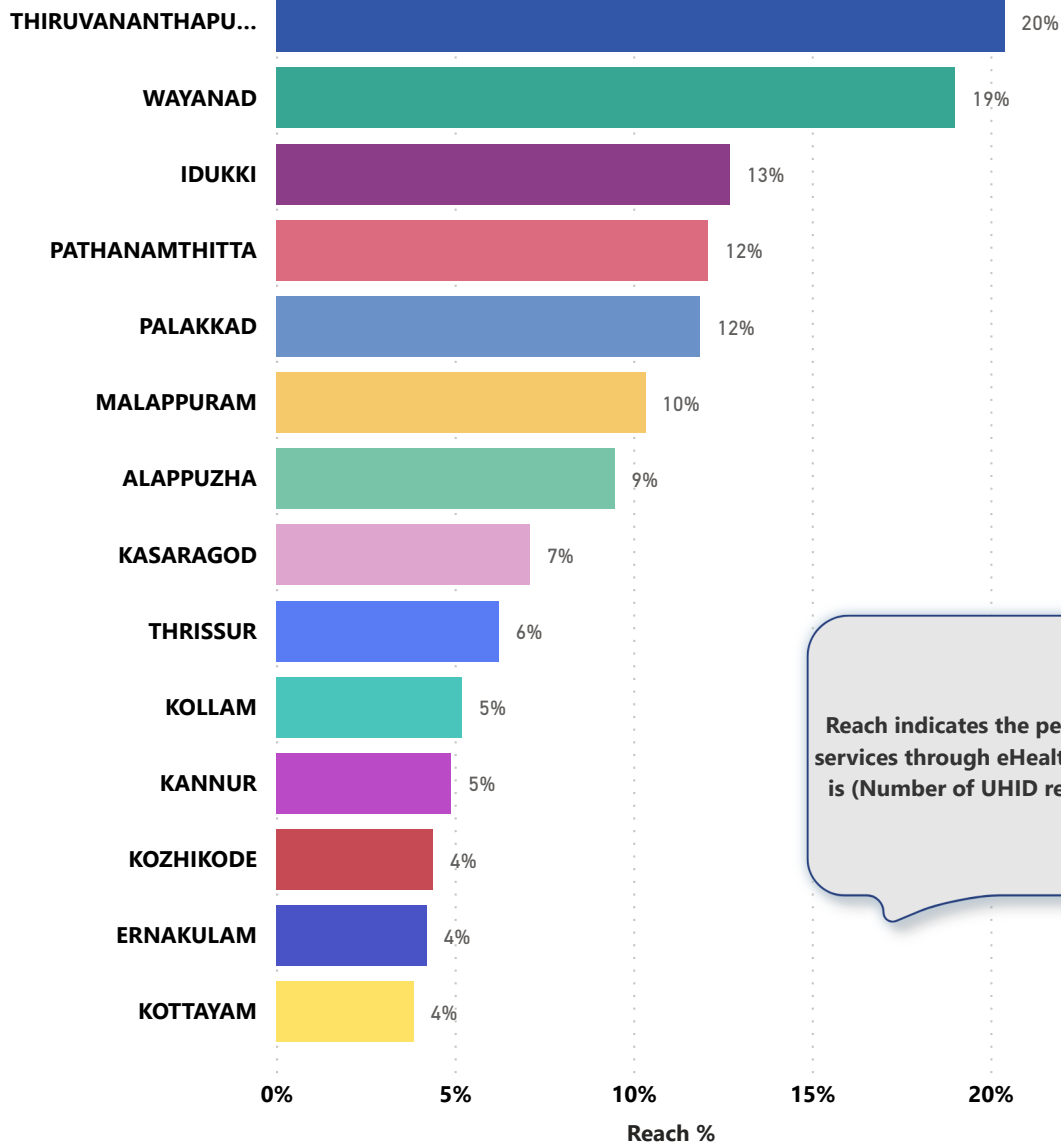
District-wise count of Online appointments taken during the month of December '22. Malappuram district stands at 6th position in the case of Online appointments.



District-wise percentage of online appointment booking up on OP visits for the month of December '22. Calculation is performed as (Online Visits / OP Visits) * 100 %.



6. eHealth Performance - Reach



Reach indicates the percentage of population availing services through eHealth. The formula used to calculate is $(\text{Number of UHID registered} / \text{Population}) * 100 \%$.

7. Public Health Survey Status

