

1. eHealth Kerala - Vital Statistics

| | |
|---|----|
| Live Institutions | 56 |
| Medical College Hospitals | 1 |
| PHCs/FHCs | 45 |
| CHCs | 1 |
| DHs/GHs | 0 |
| PH Labs | 0 |
| Other(Inc UPHCs,Taluk Hospitals) | 9 |



2. Highlights



- eHealth rolled out in 1 new institution during the month of December '22 in Thrissur district.
- The district is at position 3 in the house survey completion (41.74%) and at position 2 in member survey completion (0.88%).
- The district is at position 4 in Pharmacy usage
- The district is at position 8 (up by 1) in the number of online appointment bookings



- The district stands at position 8 from the top, with a rank of 4 (down by 2) in the overall performance ranking of districts based on PHCs/ FHCs/UPHCs.
- The district remains in 9th position in reach rank which indicates UHID registration proportionate to the population.
- The district remains at position 7 in UHID Visits (33%).
- Thrissur stands at position 8 in the doctor Consultation.




3. eHealth - District Ranking Matrix Based on Performance of PHCs/FHCs/UPHCs

The ranking matrix showcase the district performance in providing eHealth services through PHCs/FHCs/UPHCs based on six different parameters. These parameters include whether the reception module is started or not, UHID Visits, Doctor Consultation, Pharmacy Usage, Lab Usage and number of Live Institutions. Based on the ranking, the districts are classified into three broad categories, the best performing districts, the average performing districts and the low performing districts.

The best performing districts should strive to continue to remain in the same position, whereas the average performing as well as the low performing districts should strive to reach to the 'top four' league.

The ranking matrix for the month of December '22 is given below:

| District | Rank |
|--------------------|------|
| IDUKKI | 1 |
| WAYANAD | 1 |
| KOLLAM | 2 |
| THIRUVANANTHAPURAM | 2 |
| ALAPPUZHA | 3 |
| PALAKKAD | 3 |
| PATHANAMTHITTA | 3 |
| THRISSUR | 4 |
| KANNUR | 5 |
| KOTTAYAM | 5 |
| KOZHIKODE | 6 |
| ERNAKULAM | 7 |
| KASARAGOD | 7 |
| MALAPPURAM | 8 |

 Best performing
 Average performing
 Low performing

3. eHealth - Institution Level Ranking of PHCs/FHCs/UPHCs

| Hospital | Rank |
|---|------|
| Family Health Centre Karalam | 1 |
| Family Health Centre Velookkara | 1 |
| Family Health Centre Arthat | 2 |
| Family Health Centre Poomangalam | 2 |
| Family Health Centre Koolimuttom | 3 |
| Family Health Centre Pookode | 3 |
| Family Health Centre Thrikkur | 3 |
| Family Health Centre Vilvattom | 3 |
| Urban Primary Health Centre Anapuzha | 3 |
| Urban Primary Health Centre Gosayikunnu | 3 |
| Family Health Centre Elanad | 4 |
| Family Health Centre Nenmanikkara | 4 |
| Family Health Centre Thalikulam | 4 |
| Urban Primary Health Centre Kachery | 4 |
| Family Health Centre Ayyanthole | 5 |
| Family Health Centre Manaloor | 5 |
| Family Health Centre Meloor | 5 |
| Family Health Centre Nattika | 5 |
| Family Health Centre Panjal | 5 |
| Family Health Centre Velur | 5 |
| Family Health Centre Venkitangu | 5 |
| Urban Primary Health Centre V R Puram | 5 |
| Family Health Centre Desamangalam | 6 |
| Family Health Centre Kaipamangalam | 6 |
| Family Health Centre Mambra | 6 |
| Family Health Centre Chamakkala | 7 |
| Family Health Centre Edavilangu | 7 |
| Family Health Centre Kodakara | 7 |

| Hospital | Rank |
|---|------|
| Family Health Centre Mulloorkara | 14 |
| Urban Primary Health Centre Paravattani | 13 |
| Family Health Centre Methala | 12 |
| Family Health Centre Vembellur | 12 |
| Family Health Centre Vaniyamapara | 12 |
| Family Health Centre Vallathol Nagar | 11 |
| Family Health Centre Kuzhoor | 10 |
| Family Health Centre Madavana | 10 |
| Family Health Centre Paralam | 10 |
| Family Health Centre Kadangode | 9 |
| Family Health Centre Mundur Tholur | 9 |
| Family Health Centre Pariyaram Thrissur | 9 |
| Family Health Centre Adat | 8 |
| Family Health Centre Aloor | 8 |
| Family Health Centre Pamboor | 8 |
| Family Health Centre Poomala | 8 |
| Family Health Centre Thekkumkara | 8 |
| Urban Primary Health Centre Guruvayoor | 8 |
| Urban Primary Health Centre Porkalanganad | 8 |
| Family Health Centre Chamakkala | 7 |
| Family Health Centre Edavilangu | 7 |
| Family Health Centre Kodakara | 7 |
| Family Health Centre Nadathara | 7 |
| Family Health Centre Pattikkad | 7 |
| Family Health Centre Porkulam | 7 |
| Family Health Centre Poyya | 7 |
| Family Health Centre Punneyur | 7 |
| Family Health Centre Desamanqalam | 6 |

3.1 eHealth Performance - Reception Module

Reception Module is considered to be functional in a PHC/FHC/UPHC only if the number of total visits for the month is of minimum 500.

Reception module started in 51 out of 52 PHCs/FHCs/UPHCs

| District | PHC/FHC/UPHC Count | PHC/FHC/UPHC with Reception | % of PHC/FHC/UPHC with Reception |
|--------------------|--------------------|-----------------------------|----------------------------------|
| THIRUVANANTHAPURAM | 67 | 65 | 97.00% |
| THRISSUR | 52 | 51 | 98.00% |
| MALAPPURAM | 46 | 40 | 87.00% |
| PALAKKAD | 37 | 36 | 97.00% |
| ERNAKULAM | 31 | 26 | 84.00% |
| KOZHIKODE | 29 | 26 | 90.00% |
| KANNUR | 26 | 25 | 96.00% |
| KOLLAM | 20 | 21 | 105.00% |
| KOTTAYAM | 21 | 20 | 95.00% |
| KASARAGOD | 19 | 19 | 100.00% |
| ALAPPUZHA | 17 | 17 | 100.00% |
| IDUKKI | 17 | 16 | 94.00% |
| PATHANAMTHITTA | 17 | 16 | 94.00% |
| WAYANAD | 15 | 15 | 100.00% |

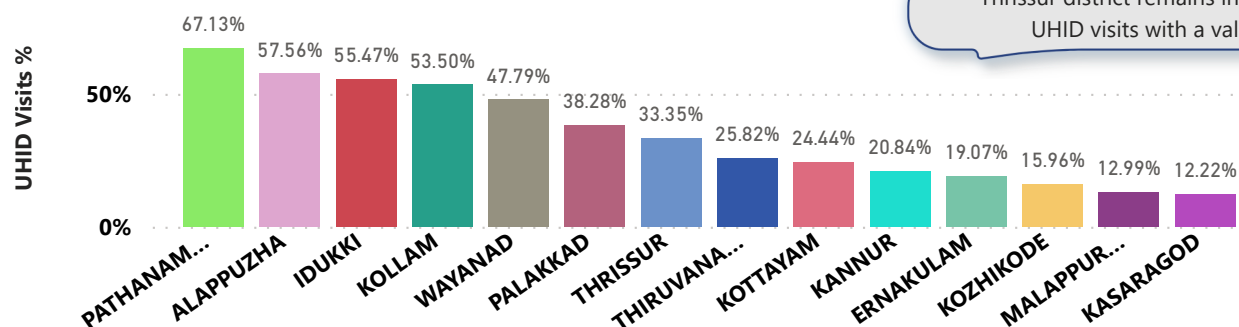
Institutions where the reception module is either not started or not using

Hospital Name

Family Health Centre Mulloorkara

3.2 e-Health Performance - UHID Visits

UHID Visit % is calculated as (UHID Visits / Total Visit) *100



PHCs/FHCs/UPHCs based on UHID Visits

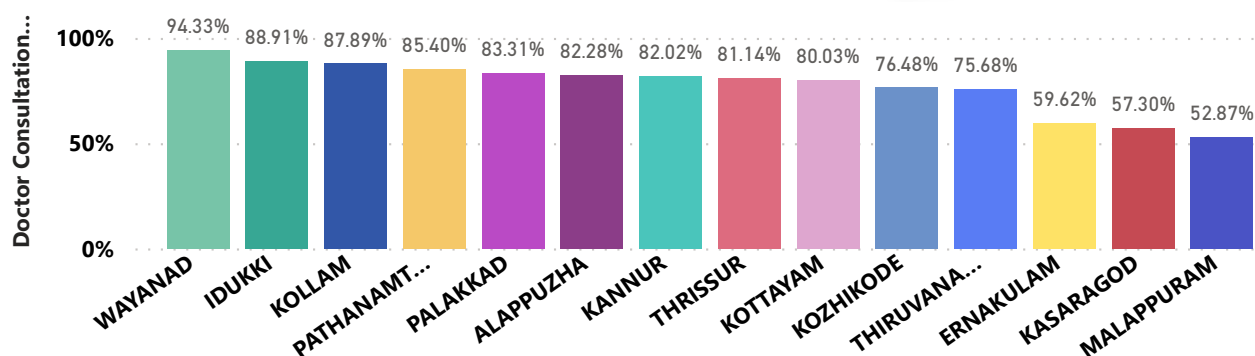
Institutions with atleast 100 UHID visits are listed here.

| Hospital | UHID Visit % |
|---|--------------|
| Family Health Centre Porkulam | 69.00% |
| Urban Primary Health Centre Kachery | 69.00% |
| Family Health Centre Meloor | 64.00% |
| Family Health Centre Panjal | 63.00% |
| Family Health Centre Karalam | 60.00% |
| Family Health Centre Poomala | 60.00% |
| Family Health Centre Velookkara | 60.00% |
| Family Health Centre Nenmanikkara | 59.00% |
| Urban Primary Health Centre Porkalanged | 59.00% |
| Family Health Centre Kaipamangalam | 57.00% |
| Family Health Centre Nattika | 51.00% |
| Family Health Centre Pookode | 51.00% |
| Family Health Centre Kadangode | 50.00% |
| Family Health Centre Arthat | 49.00% |
| Urban Primary Health Centre Guruvayoor | 48.00% |
| Family Health Centre Elanad | 47.00% |
| Family Health Centre Poomangalam | 46.00% |
| Family Health Centre Edavilangu | 45.00% |
| Family Health Centre Thalikulam | 45.00% |
| Urban Primary Health Centre Gosayikunnu | 45.00% |
| Family Health Centre Manaloor | 41.00% |

| Hospital | UHID Visit % |
|--|--------------|
| Family Health Centre Pattikkad | 3.00% |
| Family Health Centre Poyya | 3.00% |
| Urban Primary Health Centre Paravattani | 4.00% |
| Family Health Centre Velur | 5.00% |
| Family Health Centre Vaniyamapara | 8.00% |
| Family Health Centre Vallathol Nagar | 9.00% |
| Family Health Centre Methala | 12.00% |
| Urban Primary Health Centre V R Puram | 12.00% |
| Family Health Centre Kuzhoor | 13.00% |
| Family Health Centre Thekkumkara | 13.00% |
| Family Health Centre Mundur Tholur | 22.00% |
| Family Health Centre Pariyaram Thirissur | 22.00% |
| Family Health Centre Paralam | 23.00% |
| Family Health Centre Madavana | 24.00% |
| Family Health Centre Thrikkur | 24.00% |
| Family Health Centre Vembellur | 24.00% |
| Family Health Centre Ayyanthole | 25.00% |
| Family Health Centre Pamboor | 25.00% |
| Family Health Centre Mambra | 26.00% |
| Family Health Centre Punnayur | 27.00% |
| Family Health Centre Vilvattom | 28.00% |

3.3 e-Health Performance - Doctor Consultation

TSR district is in 8th position in the case of OP consultation with a value of 81%.



Doctor Consultation Percentage in PHCs/FHCs/UPHCs

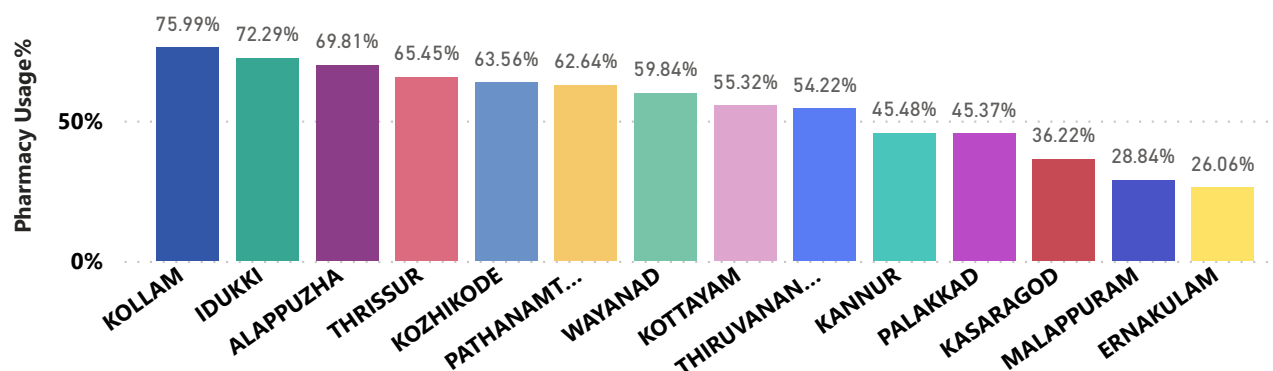
| Hospital | Doctor Consultation % |
|---|-----------------------|
| Family Health Centre Vilvattom | 99.86% |
| Family Health Centre Desamangalam | 99.79% |
| Family Health Centre Thrikkur | 99.72% |
| Urban Primary Health Centre Anapuzha | 99.63% |
| Family Health Centre Mambra | 99.48% |
| Family Health Centre Poyya | 99.43% |
| Family Health Centre Velur | 99.42% |
| Family Health Centre Thalikulam | 99.10% |
| Family Health Centre Chamakkala | 98.67% |
| Urban Primary Health Centre Gosayikunnu | 98.37% |
| Family Health Centre Arthat | 98.34% |
| Urban Primary Health Centre V R Puram | 98.21% |
| Family Health Centre Manaloor | 98.04% |
| Family Health Centre Karalam | 97.81% |
| Family Health Centre Poomangalam | 96.70% |
| Family Health Centre Thekkumkara | 96.53% |
| Family Health Centre Pookode | 96.15% |
| Family Health Centre Porkulam | 94.86% |
| Urban Primary Health Centre Kachery | 94.38% |
| Family Health Centre Pariyaram | 94.34% |
| Thriissur | |

| Hospital | Doctor Consultation % |
|---|-----------------------|
| Urban Primary Health Centre Paravattani | 0.00% |
| Family Health Centre Vembellur | 3.17% |
| Family Health Centre Mundur Tholur | 28.06% |
| Urban Primary Health Centre Porkalanganad | 28.32% |
| Family Health Centre Methala | 57.72% |
| Family Health Centre Madavana | 62.48% |
| Family Health Centre Vallathol Nagar | 62.76% |
| Family Health Centre Poomala | 66.00% |
| Family Health Centre Paralam | 69.24% |
| Family Health Centre Kuzhoor | 71.31% |
| Family Health Centre Edavilangu | 72.71% |
| Family Health Centre Vaniyamapara | 73.91% |
| Urban Primary Health Centre Guruvayoor | 74.96% |
| Family Health Centre Adat | 75.81% |
| Family Health Centre Aloor | 76.71% |
| Family Health Centre Nadathara | 78.07% |
| Family Health Centre Meloor | 82.75% |
| Family Health Centre Kadangode | 83.30% |
| Family Health Centre Ayyanthole | 84.04% |
| Family Health Centre Punayur | 84.28% |
| Family Health Centre Panjal | 84.52% |
| Family Health Centre Kodakara | 87.12% |

3.4 e-Health Performance - Pharmacy Usage in PHCs/FHCs/UPHCs

Pharmacy usage is calculated as (Pharmacy Prescription Count / Total Visits) *100

The Thrissur district remains in 4th position in Pharmacy Usage with 65.45%.



Pharmacy Usage in PHCs/FHCs/UPHCs

| Hospital | Pharmacy Usage % |
|--------------------------------------|------------------|
| Family Health Centre Poyya | 95.00% |
| Family Health Centre Mambra | 94.00% |
| Family Health Centre Desamangalam | 91.00% |
| Family Health Centre Elanad | 91.00% |
| Family Health Centre Poomangalam | 89.00% |
| Family Health Centre Thrikkur | 89.00% |
| Family Health Centre Koolimuttom | 87.00% |
| Family Health Centre Velur | 87.00% |
| Family Health Centre Manaloor | 86.00% |
| Family Health Centre Vilvattom | 86.00% |
| Family Health Centre Karalam | 84.00% |
| Family Health Centre Velookkara | 84.00% |
| Urban Primary Health Centre Kachery | 84.00% |
| Family Health Centre Arthat | 83.00% |
| Family Health Centre Nattika | 82.00% |
| Urban Primary Health Centre Anapuzha | 82.00% |
| Family Health Centre Nenmanikkara | 81.00% |
| Family Health Centre Pattikkad | 80.00% |
| Family Health Centre Venkitangu | 80.00% |
| Family Health Centre Thalikulam | 79.00% |
| Family Health Centre Meloor | 78.00% |

| Hospital | Pharmacy Usage % |
|---|------------------|
| Family Health Centre Pamboor | 0.00% |
| Urban Primary Health Centre Paravattani | 0.00% |
| Family Health Centre Vembellur | 1.00% |
| Urban Primary Health Centre Porkalanged | 13.00% |
| Family Health Centre Porkulam | 19.00% |
| Family Health Centre Mundur Tholur | 23.00% |
| Family Health Centre Kadangode | 34.00% |
| Family Health Centre Methala | 35.00% |
| Familyy Health Centre Vaniyamapara | 35.00% |
| Family Health Centre Pariyaram Thrissur | 38.00% |
| Family Health Centre Edavilangu | 41.00% |
| Family Health Centre Poomala | 41.00% |
| Family Health Centre Madavana | 47.00% |
| Family Health Centre Vallathol Nagar | 49.00% |
| Urban Primary Health Centre Guruvayoor | 49.00% |
| Family Health Centre Kuzhoor | 51.00% |
| Family Health Centre Paralam | 53.00% |
| Family Health Centre Adat | 55.00% |
| Family Health Centre Nadathara | 61.00% |
| Urban Primary Health Centre V R Puram | 63.00% |
| Family Health Centre Kaipamangalam | 64.00% |

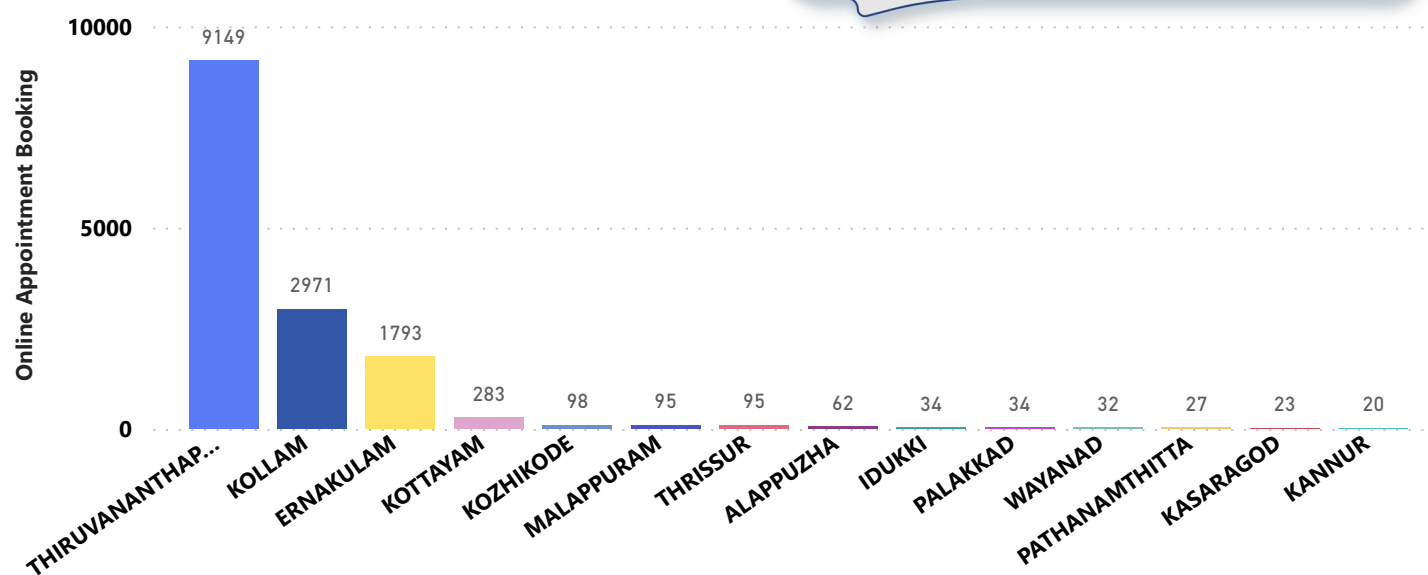
4. Status of Modules started in Hospitals

District wise status of live institutions and the count of various modules [Reception, OP Consultation, Lab, Pharmacy] started.

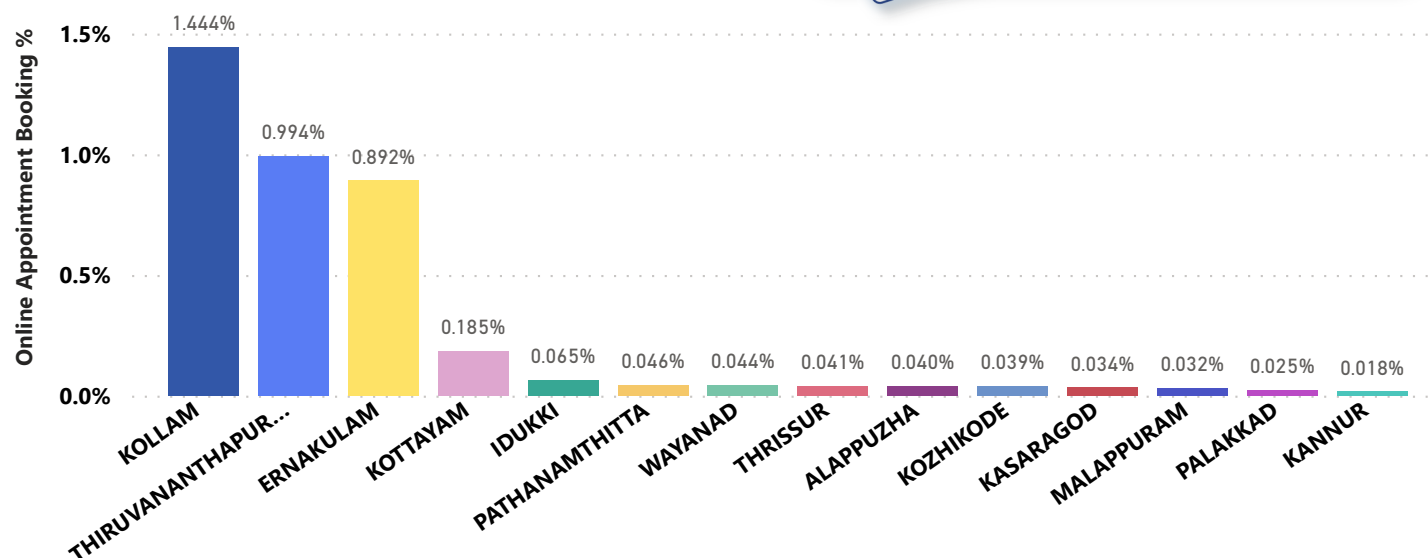
| District Name | Live Institutions | Reception | Consultation | Lab | Pharmacy |
|--------------------|-------------------|--------------------|--------------------|--------------------|--------------------|
| THIRUVANANTHAPURAM | 104 | 99 (95.2%) | 93 (89.4%) | 80 (76.9%) | 79 (76.%) |
| THRISSUR | 56 | 54 (96.4%) | 53 (94.6%) | 45 (80.4%) | 51 (91.1%) |
| MALAPPURAM | 47 | 42 (89.4%) | 35 (74.5%) | 19 (40.4%) | 20 (42.6%) |
| KOZHIKODE | 39 | 33 (84.6%) | 28 (71.8%) | 23 (59.%) | 24 (61.5%) |
| PALAKKAD | 38 | 37 (97.4%) | 36 (94.7%) | 30 (78.9%) | 21 (55.3%) |
| ERNAKULAM | 34 | 28 (82.4%) | 25 (73.5%) | 10 (29.4%) | 18 (52.9%) |
| KANNUR | 28 | 26 (92.9%) | 25 (89.3%) | 18 (64.3%) | 19 (67.9%) |
| KOTTAYAM | 23 | 21 (91.3%) | 20 (87.%) | 13 (56.5%) | 19 (82.6%) |
| KOLLAM | 22 | 22 (100.%) | 22 (100.%) | 22 (100.%) | 22 (100.%) |
| ALAPPUZHA | 19 | 19 (100.%) | 18 (94.7%) | 16 (84.2%) | 18 (94.7%) |
| IDUKKI | 19 | 18 (94.7%) | 16 (84.2%) | 11 (57.9%) | 15 (78.9%) |
| KASARAGOD | 19 | 19 (100.%) | 19 (100.%) | 13 (68.4%) | 17 (89.5%) |
| PATHANAMTHITTA | 18 | 17 (94.4%) | 15 (83.3%) | 12 (66.7%) | 12 (66.7%) |
| WAYANAD | 16 | 15 (93.8%) | 15 (93.8%) | 15 (93.8%) | 15 (93.8%) |
| Total | 482 | 450 (93.4%) | 420 (87.1%) | 327 (67.8%) | 350 (72.6%) |

5. Percentage of Online Appointment Booking in Hospitals

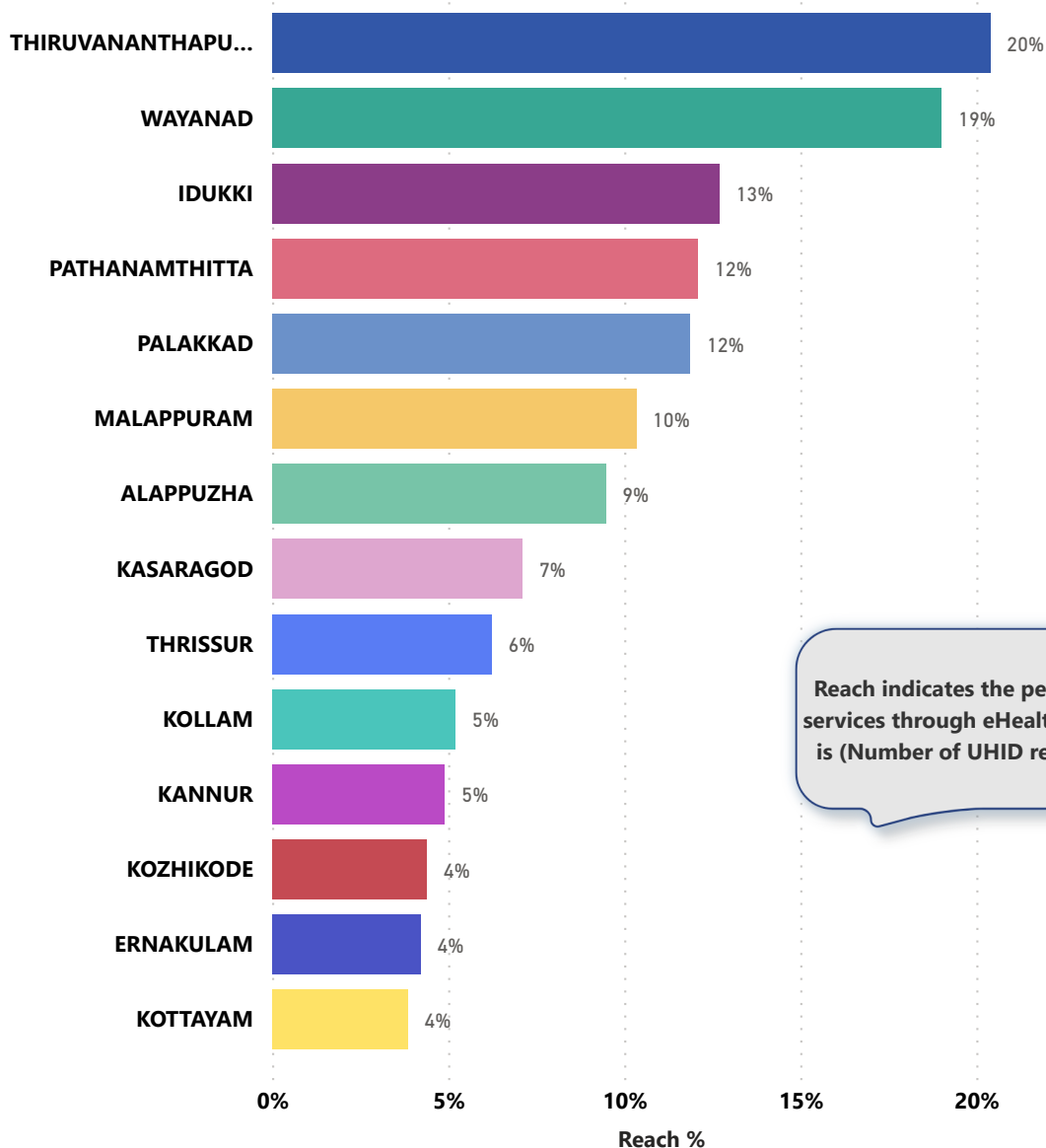
District-wise count of online appointments taken during the month of December'22. Thrissur district is in 7th position (up by 2) in online appointment booking.



District-wise percentage of online appointment booking up on OP visits for the month of December'22. The calculation is performed as $(\text{Online Visits} / \text{OP Visits}) * 100 \%$.



6. eHealth Performance - Reach



Reach indicates the percentage of population availing services through eHealth. The formula used to calculate is $(\text{Number of UHID registered} / \text{Population}) * 100 \%$.

7. Public Health Survey Status

