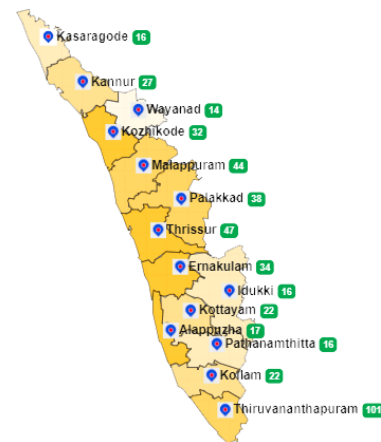


### 1. eHealth Kerala - Vital Statistics

<b>Live Institutions</b>	104
<b>Medical College Hospitals</b>	4
<b>PHCs/FHCs</b>	61
<b>CHCs</b>	18
<b>DHs/GHs</b>	4
<b>PH Labs</b>	1
<b>Other(Inc UPHCs,Taluk Hospitals)</b>	16



### 2. Highlights



- eHealth rolled out in 1 new institution during the month of December '22 in Thiruvananthapuram district.
- Reception module is functional in 65 of the 67 PHCs/FHCs/UPHCs of the district.
- The district remains at position 1 in the number of online appointment booking.
- The district is at top position in house survey completion (57%) and member survey completion (3%).
- The district remains at top position in reach rank which indicates UHID registration proportionate to the population.



- The district moved from position 1 to position 2 in overall performance ranking of districts based on PHCs/FHCs/UPHCs.
- District is at :
  - position 11(down by 2) in Doctor Consultation with nearly 76%.
  - position 9(down by 1) in Pharmacy Usage with 54%.
- The district remains at position 8 in UHID Visits with 26%.
- Member survey completion percentage in the district is only 3%.



## 3. eHealth - District Ranking Matrix Based on Performance of PHCs/FHCs/UPHCs

The ranking matrix showcase the district performance in providing eHealth services through PHCs/FHCs/UPHCs based on six different parameters. These parameters include whether the reception module is started or not, UHID Visits, Doctor Consultation, Pharmacy Usage, Lab Usage and number of Live Institutions. Based on the ranking, the districts are classified into three broad categories, the best performing districts, the average performing districts and the low performing districts.

The best performing districts should strive to continue to remain in the same position, whereas the average performing as well as the low performing districts should strive to reach to the 'top four' league.

The ranking matrix for the month of December '22 is given below:

District	Rank
IDUKKI	1
WAYANAD	1
KOLLAM	2
THIRUVANANTHAPURAM	2
ALAPPUZHA	3
PALAKKAD	3
PATHANAMTHITTA	3
THRISSUR	4
KANNUR	5
KOTTAYAM	5
KOZHIKODE	6
ERNAKULAM	7
KASARAGOD	7
MALAPPURAM	8

	Best performing
	Average performing
	Low performing

## 3. eHealth - Institution Level Ranking of PHCs/FHCs/UPHCs

Hospital	Rank
Family Health Centre Anakudy	1
Family Health Centre Kallikkad New	2
Family Health Centre Kottukal	2
Family Health Centre Poozhanad	2
Family Health Centre Amachal New	3
Family Health Centre Edava	3
Family Health Centre Kunnathukal	3
Family Health Centre Kuttichal	3
Family Health Centre Mukkola	3
Family Health Centre Panavoor	3
Family Health Centre Karakulam	4
Family Health Centre Parasuvaikkal Parasala	4
Family Health Centre Vamanapuram	4
Family Health Centre Balaramapuram	5
Family Health Centre Maranalloor	5
Family Health Centre Paraniyam	5
Family Health Centre Vattiyoorkavu	5
Family Health Centre Chenkal	6
Family Health Centre Kadakampally	6
Family Health Centre Pozhiyoor	6
Family Health Centre Pullampara	6
Primary Health Centre Kalliyoor	6
Primary Health Centre Thonnakkal	6
Urban Health Centre Mannanthala	6
Family Health Centre Aruvikkara	7
Family Health Centre Cherunniyoor	7
Family Health Centre Jagathy	7
Family Health Centre Keezhattingal	7
Family Health Centre Manickal	7
Family Health Centre Perumathura	7
Family Health Centre Perumpazhuthoor	7
Family Health Centre Vembayam	7
Primary Health Centre Vellayani	7
Urban Primary Health Centre Thrikkannapuram	7
Family Health Centre Amboori	8

Hospital	Rank
Family Health Centre Chemmaruthy	13
Family Health Centre Kollayil	13
Family Health Centre Madavoor	13
Family Health Centre Puthukurichy	13
Family Health Centre Vettoor	13
Primary Health Centre Azhoor	13
Secretariat Health Centre Thiruvananthapuram	13
Urban Primary Health Centre Mambazhakkara	13
Family Health Centre Kattakada	12
Family Health Centre Pangapara Integrated	12
Family Health Centre Peringammala	12
Urban Primary Health Centre Vattiyoorkavu	12
Family Health Centre Mudakkal	11
Family Health Centre Vilavoorkkal	11
Urban Primary Health Centre Muttada	11
Family Health Centre Chemboor	10
Family Health Centre Karavaram	10
Family Health Centre Pulimath	10
Family Health Centre Thonipara	10
Family Health Centre Veeranakavu	10
Urban Primary Health Centre Poovathoor	10
Family Health Centre Kilimanoor	9
Family Health Centre Kulathoor	9
Family Health Centre Tholicode	9
Family Health Centre Uzhamalakkal	9
Family Health Centre Amboori	8
Family Health Centre Anad	8
Family Health Centre Karode	8
Family Health Centre Mangalapuram	8
Family Health Centre Pallichal	8
Urban Primary Health Centre Chalai	8
Family Health Centre Aruvikkara	7
Family Health Centre Cherunniyoor	7
Family Health Centre Jagathy	7
Family Health Centre Keezhattingal	7

## 3.1 eHealth Performance - Reception Module

Reception Module is considered to be functional in a PHC/FHC/UPHC only if the number of total visits for the month is of minimum 500.

Reception module started in 65 of 67 all PHCs/FHCs/UPHCs

District	PHC/FHC/UPHC Count	PHC/FHC/UPHC with Reception	% of PHC/FHC/UPHC with Reception
ALAPPUZHA	17	17	100.00%
KASARAGOD	19	19	100.00%
KOLLAM	21	21	100.00%
WAYANAD	15	15	100.00%
THRISSUR	52	51	98.00%
PALAKKAD	37	36	97.00%
THIRUVANANTHAPURAM	67	65	97.00%
KANNUR	26	25	96.00%
KOTTAYAM	21	20	95.00%
IDUKKI	17	16	94.00%
PATHANAMTHITTA	17	16	94.00%
KOZHIKODE	29	26	90.00%
MALAPPURAM	46	40	87.00%
ERNAKULAM	31	26	84.00%

Institutions where the reception module is either not started or not using

### Hospital Name

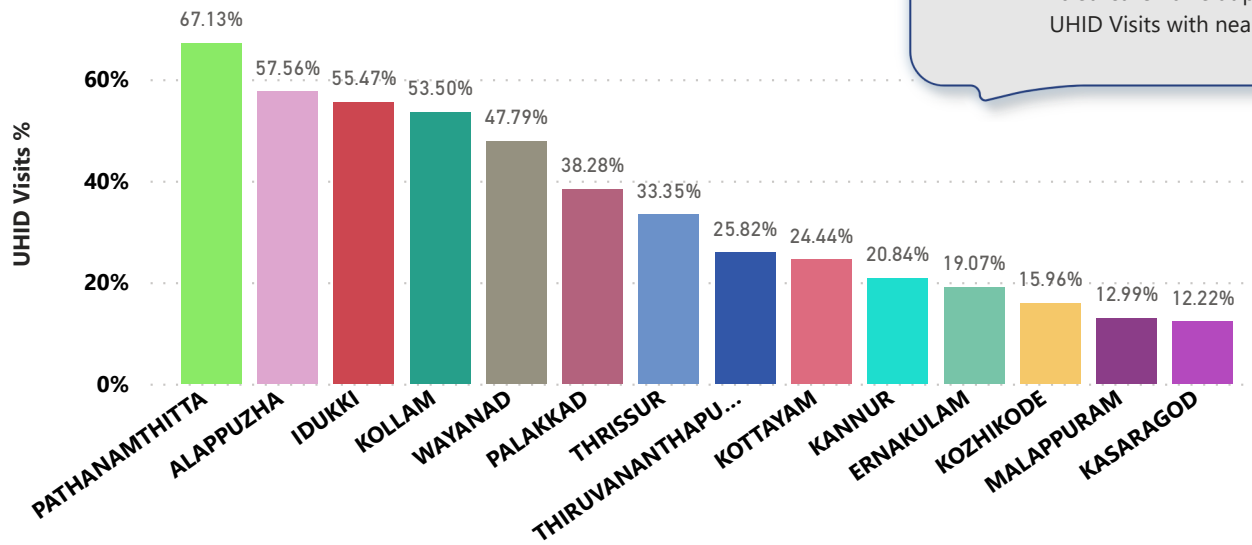
Family Health Centre Malayadi

Primary Health Centre Veli



## 3.2 e-Health Performance - UHID Visits

UHID Visit % is calculated as (UHID Visits / Total Visit ) \*100



TVM district remains at position 8 in UHID Visits with nearly 26%.

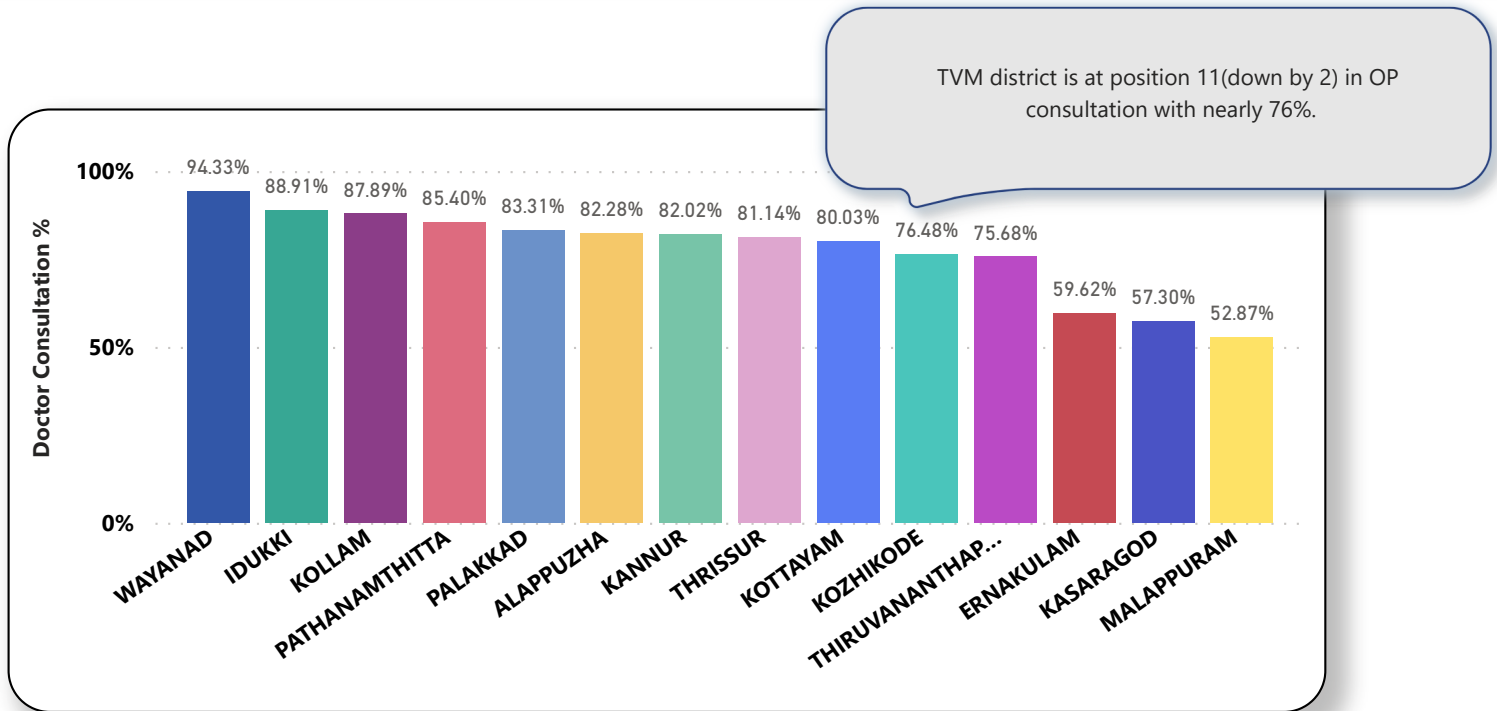
## PHCs/FHCs/UPHCs based on UHID Visits

Institutions with atleast 100 UHID visits are listed here.

Hospital	UHID Visit %
Family Health Centre Anakudy	92.00%
Urban Health Centre Mannanthala	88.00%
Family Health Centre Karavaram	71.00%
Family Health Centre Kottukal	68.00%
Family Health Centre Parasuvaikkal Parasala	67.00%
Family Health Centre Pullampara	62.00%
Family Health Centre Veeranakavu	61.00%
Family Health Centre Maranalloor	55.00%
Family Health Centre Kallikkad New	53.00%
Family Health Centre Amachal New	51.00%
Family Health Centre Tholicode	51.00%

Hospital	UHID Visit %
Family Health Centre Kollayil	3.00%
Family Health Centre Chemboor	5.00%
Family Health Centre Madavoor	5.00%
Family Health Centre Pangapara Integrated	6.00%
Family Health Centre Vembayam	6.00%
Primary Health Centre Kalliyoor	6.00%
Primary Health Centre Thonnakkal	6.00%
Family Health Centre Kadakampally	8.00%
Family Health Centre Chemmaruthy	9.00%
Family Health Centre Vattiyookavu	10.00%
Primary Health Centre Azhoor	10.00%

## 3.3 e-Health Performance - Doctor Consultation



## Doctor Consultation Percentage in PHCs/FHCs/UPHCs

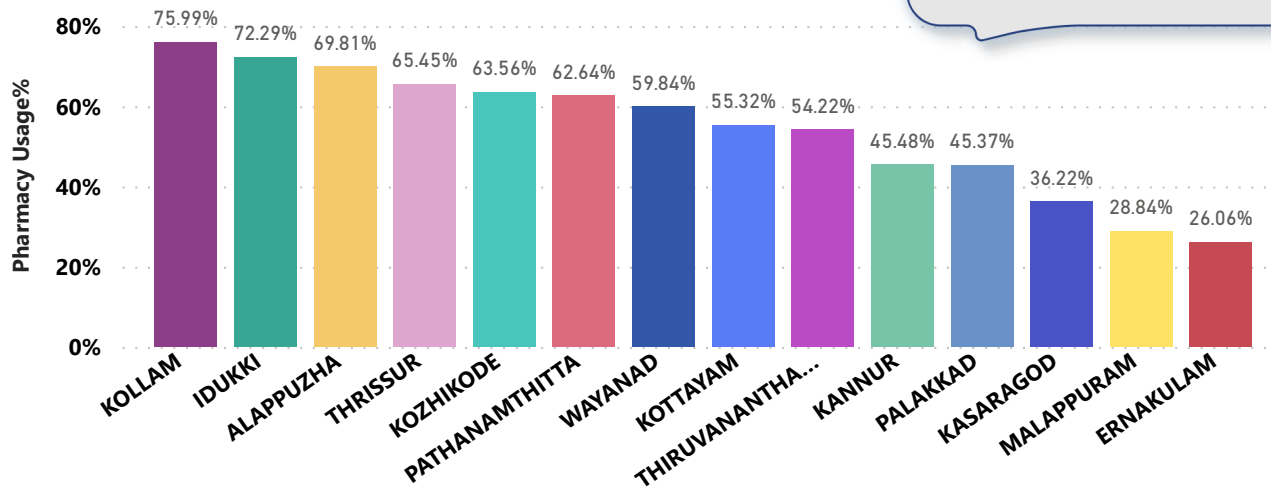
Hospital	Doctor Consultation %
Family Health Centre Chenkal	99.96%
Family Health Centre Amachal New	99.90%
Family Health Centre Perumathura	99.89%
Family Health Centre Poozhanad	99.69%
Family Health Centre Mukkola	99.38%
Family Health Centre Anakudy	99.25%
Primary Health Centre Vellayani	98.87%
Family Health Centre Kadakampally	98.45%
Family Health Centre Vembayam	98.19%
Family Health Centre Kallikkad New	98.14%
Family Health Centre Manickal	97.83%
Family Health Centre Vamanapuram	97.12%
Family Health Centre Kunnathukal	96.21%
Family Health Centre Parasuvaikkal Parasala	95.68%
Family Health Centre Kuttichal	95.62%

Hospital	Doctor Consultation %
Secretariat Health Centre Thiruvananthapuram	0.00%
Primary Health Centre Azhoor	8.74%
Family Health Centre Karavaram	13.67%
Family Health Centre Madavoor	26.87%
Family Health Centre Chemmaruthy	32.70%
Family Health Centre Kollayil	33.73%
Family Health Centre Veeranakavu	40.60%
Family Health Centre Peringammala	42.94%
Urban Primary Health Centre Muttada	44.71%
Family Health Centre Kilimanoor	50.31%
Family Health Centre Mudakkal	52.34%
Family Health Centre Kattakada	52.74%
Family Health Centre Uzhamalakkal	53.57%
Family Health Centre Chemboor	56.32%
Family Health Centre Pullampara	60.02%

## 3.4 e-Health Performance - Pharmacy Usage in PHCs/FHCs/UPHCs

Pharmacy usage is calculated as (Pharmacy Prescription Count / Total Visits) \*100

The TVM district stands at position 9(down by 1) in Pharmacy Usage with 54%.



## Pharmacy Usage in PHCs/FHCs/UPHCs

Hospital	Pharmacy Usage %
Family Health Centre Panavoor	92.00%
Family Health Centre Mukkola	90.00%
Family Health Centre Parasuvaikkal Parasala	90.00%
Family Health Centre Edava	89.00%
Family Health Centre Poozhanad	89.00%
Family Health Centre Anakudy	88.00%
Family Health Centre Kallikkad New	87.00%
Family Health Centre Perumathura	87.00%
Family Health Centre Kadakampally	85.00%
Family Health Centre Pozhiyoor	84.00%
Family Health Centre Vattiyoorkavu	84.00%
Family Health Centre Chenkal	83.00%
Family Health Centre Manickal	82.00%
Family Health Centre Cherunniyoor	80.00%
Family Health Centre Keezhattingal	80.00%
Family Health Centre Kunnathukal	80.00%

Hospital	Pharmacy Usage %
Family Health Centre Madavoor	0.00%
Family Health Centre Mudakkal	0.00%
Family Health Centre Peringammala	0.00%
Primary Health Centre Azhoor	0.00%
Secretariat Health Centre Thiruvananthapuram	0.00%
Family Health Centre Karavaram	12.00%
Family Health Centre Kattakada	17.00%
Urban Primary Health Centre Muttada	18.00%
Family Health Centre Veeranakavu	19.00%
Family Health Centre Pangapara Integrated	21.00%
Family Health Centre Kollayil	23.00%
Family Health Centre Pulimath	25.00%
Family Health Centre Chemmaruthy	29.00%
Family Health Centre Tholicode	29.00%
Family Health Centre Pallichal	36.00%

## 4. Status of Modules started in Hospitals

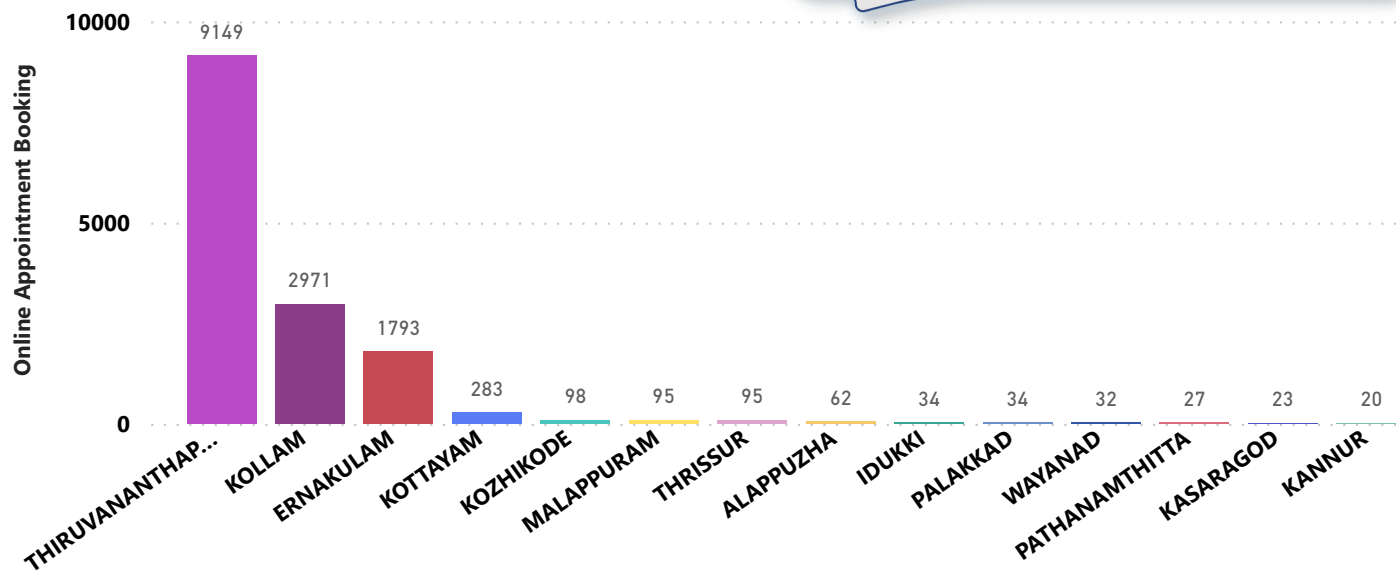
District wise status of live institutions and the count of various modules [Reception, OP Consultation, Lab, Pharmacy] started.

District Name	Live Institutions	Reception	Consultation	Lab	Pharmacy
THIRUVANANTHAPURAM	104	99 (95.2%)	93 (89.4%)	80 (76.9%)	79 (76.%)
THRISSUR	56	54 (96.4%)	53 (94.6%)	45 (80.4%)	51 (91.1%)
MALAPPURAM	47	42 (89.4%)	35 (74.5%)	19 (40.4%)	20 (42.6%)
KOZHIKODE	39	33 (84.6%)	28 (71.8%)	23 (59.%)	24 (61.5%)
PALAKKAD	38	37 (97.4%)	36 (94.7%)	30 (78.9%)	21 (55.3%)
ERNAKULAM	34	28 (82.4%)	25 (73.5%)	10 (29.4%)	18 (52.9%)
KANNUR	28	26 (92.9%)	25 (89.3%)	18 (64.3%)	19 (67.9%)
KOLLAM	23	22 (95.7%)	22 (95.7%)	22 (95.7%)	22 (95.7%)
KOTTAYAM	23	21 (91.3%)	20 (87.%)	13 (56.5%)	19 (82.6%)
ALAPPUZHA	19	19 (100.%)	18 (94.7%)	16 (84.2%)	18 (94.7%)
IDUKKI	19	18 (94.7%)	16 (84.2%)	11 (57.9%)	15 (78.9%)
KASARAGOD	19	19 (100.%)	19 (100.%)	13 (68.4%)	17 (89.5%)
PATHANAMTHITTA	18	17 (94.4%)	15 (83.3%)	12 (66.7%)	12 (66.7%)
WAYANAD	16	15 (93.8%)	15 (93.8%)	15 (93.8%)	15 (93.8%)
<b>Total</b>	<b>483</b>	<b>450 (93.2%)</b>	<b>420 (87.%)</b>	<b>327 (67.7%)</b>	<b>350 (72.5%)</b>

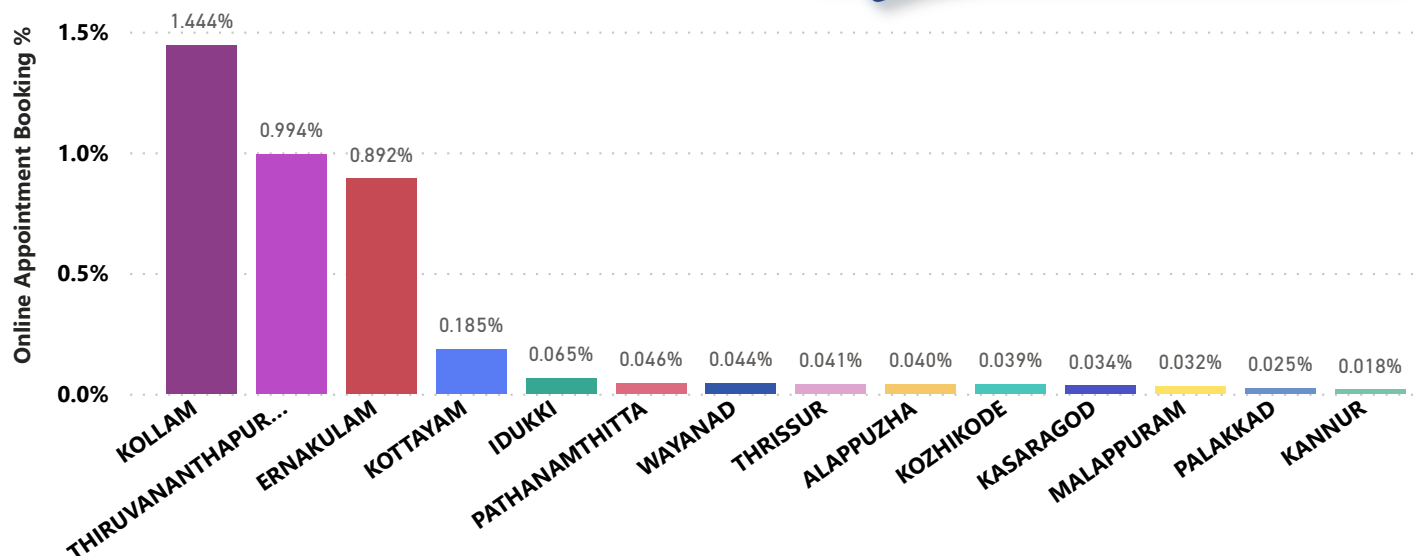


## 5. Percentage of Online Appointment Booking in Hospitals

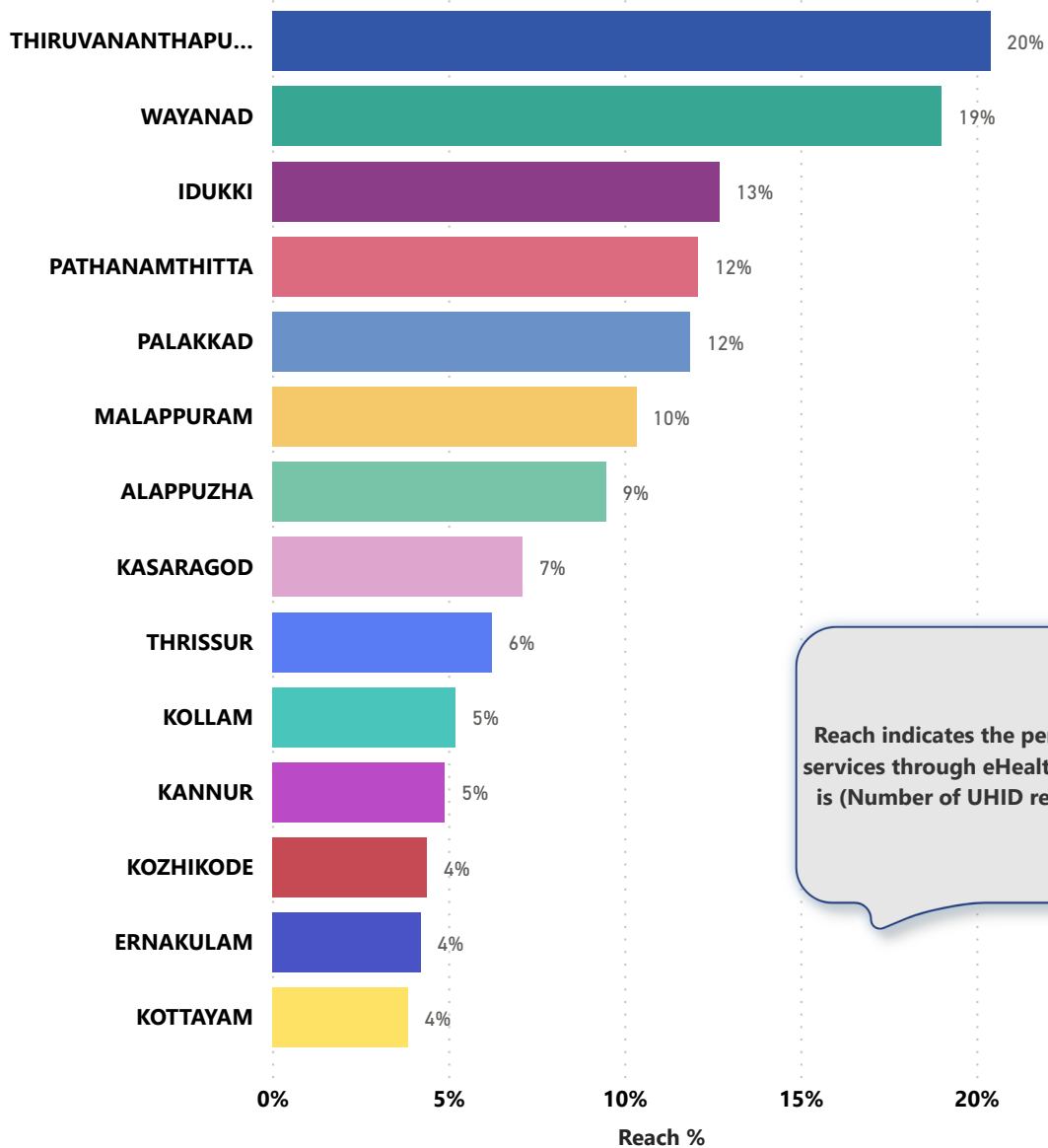
District-wise count of online appointments taken during the month of December '22. TVM district stands at first position in online appointment booking.



District-wise percentage of online appointment booking up on OP visits for the month of December '22. Calculation is performed as  $(\text{Online Visits} / \text{OP Visits}) * 100 \%$ .



## 6. eHealth Performance - Reach



Reach indicates the percentage of population availing services through eHealth. The formula used to calculate is  $(\text{Number of UHID registered} / \text{Population}) * 100 \%$ .

## 7. Public Health Survey Status

