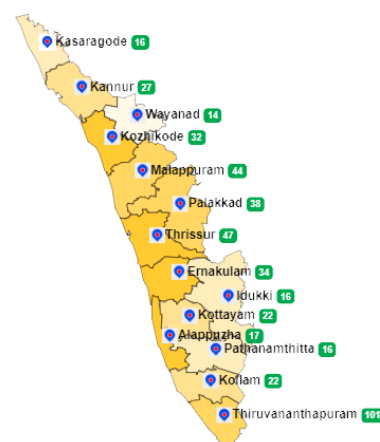


1. eHealth Kerala - Vital Statistics

Live Institutions	16
Medical College Hospitals	0
PHCs/FHCs	14
CHCs	0
DHs/GHs	1
PH Labs	0
Other(Inc UPHCs,Taluk Hospitals)	1



2. Highlights



- The district remains at position 1 in overall performance ranking of districts based on PHCs/FHCs/UPHCs.
- Reception module started in all Institutions.
- The district is at 2nd position in reach rank which indicates UHID registration proportionate to the population.
- District is at position 1 in Doctor Consultation with 94.33% (up by 10%).



- District remains at:
 - - position 7 in Pharmacy Usage with 59.8% (up by 2%).
 - position 5 in UHID Visits with 47.79%.
- The district is at position 11 in online appointment booking.
- The house survey completion status is 0.77% and member survey completion status is 0.03%.




3. eHealth - District Ranking Matrix Based on Performance of PHCs/FHCs/UPHCs

The ranking matrix showcase the district performance in providing eHealth services through PHCs/FHCs/UPHCs based on six different parameters. These parameters include whether the reception module is started or not, UHID Visits, Doctor Consultation, Pharmacy Usage, Lab Usage and number of Live Institutions. Based on the ranking, the districts are classified into three broad categories, the best performing districts, the average performing districts and the low performing districts.

The best performing districts should strive to continue to remain in the same position, whereas the average performing as well as the low performing districts should strive to reach to the 'top four' league.

The ranking matrix for the month of December '22 is given below:

District	Rank
IDUKKI	1
WAYANAD	1
KOLLAM	2
THIRUVANANTHAPURAM	2
ALAPPUZHA	3
PALAKKAD	3
PATHANAMTHITTA	3
THRISSUR	4
KANNUR	5
KOTTAYAM	5
KOZHIKODE	6
ERNAKULAM	7
KASARAGOD	7
MALAPPURAM	8

 Best performing
 Average performing
 Low performing

3. eHealth - Institution Level Ranking of PHCs/FHCs/UPHCs

Hospital	Rank
Family Health Centre Cheeral	1
Family Health Centre Meppady	1
Family Health Centre Poothadi	1
Family Health Centre Vengapally	1
Family Health Center Noolpuzha	2
Family Health Centre Chethalayam	2
Family Health Centre Kottathara	3
Family Health Centre Appappara	4
Family Health Centre Edavaka	5
Urban Primary Health Centre Kalpetta	5
Family Health Centre Pozhuthana	6
Family Health Centre Thondernad	6
Family Health Centre Padinharethara	7
Family Health Centre Ambalavayal	8
Family Health Centre Vellamunda	8

3.1 eHealth Performance - Reception Module

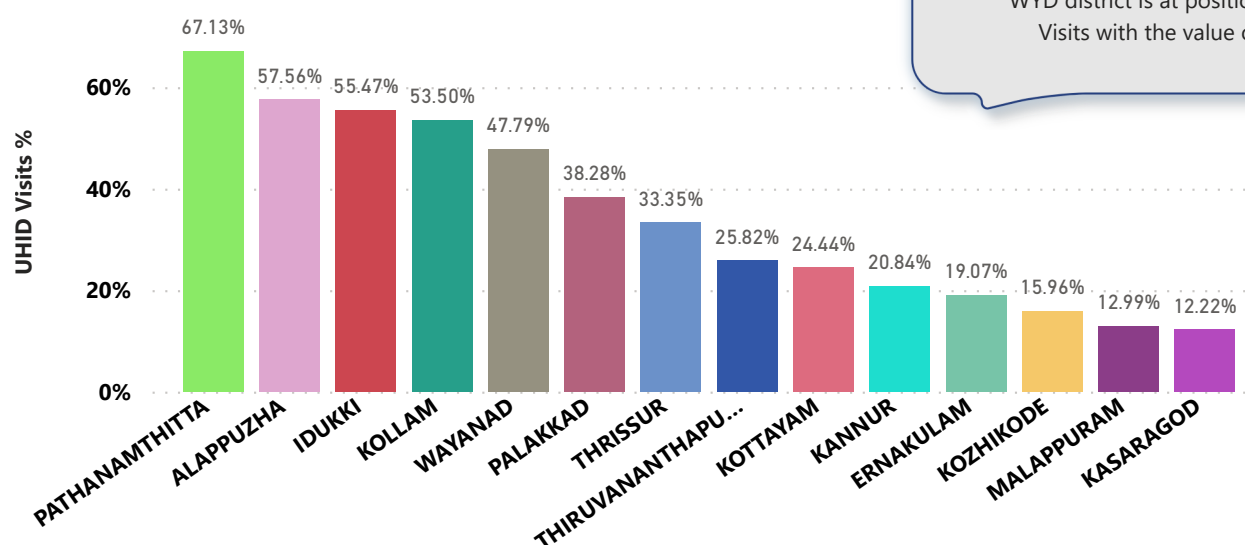
Reception Module is considered to be functional in a PHC/FHC/UPHC only if the number of total visits for the month is of minimum 500.

Reception module started in all PHCs/FHCs/UPHCs

District	PHC/FHC/UPHC Count	PHC/FHC/UPHC with Reception	% of PHC/FHC/UPHC with Reception
THIRUVANANTHAPURAM	67	65	97.00%
THRISSUR	52	51	98.00%
MALAPPURAM	46	40	87.00%
PALAKKAD	37	36	97.00%
ERNAKULAM	31	26	84.00%
KOZHIKODE	29	26	90.00%
KANNUR	26	25	96.00%
KOLLAM	20	21	105.00%
KOTTAYAM	21	20	95.00%
KASARAGOD	19	19	100.00%
ALAPPUZHA	17	17	100.00%
IDUKKI	17	16	94.00%
PATHANAMTHITTA	17	16	94.00%
WAYANAD	15	15	100.00%

3.2 e-Health Performance - UHID Visits

UHID Visit % is calculated as (UHID Visits / Total Visit) *100



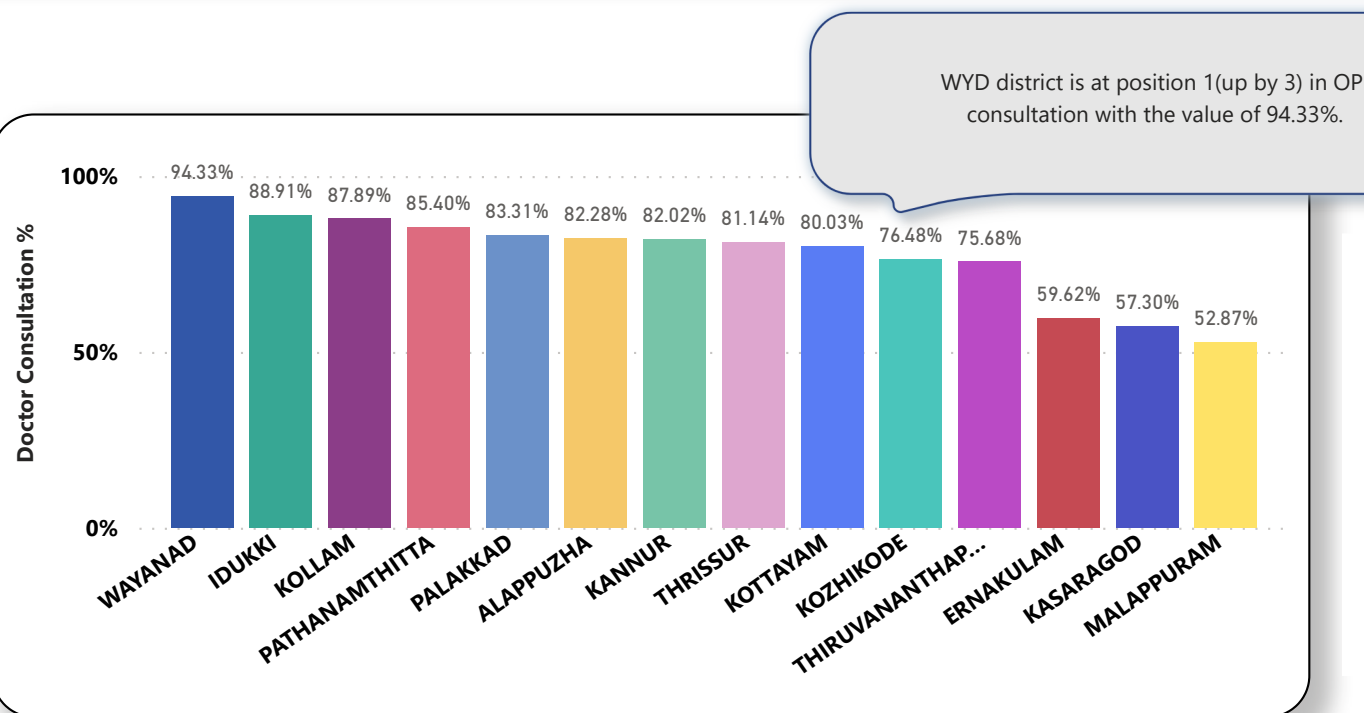
WYD district is at position 5 in UHID Visits with the value of 47.79%.

PHCs/FHCs/UPHCs based on UHID Visits

Hospital	UHID Visit %
Family Health Centre Chethalayam	72.00%
Family Health Centre Kottathara	72.00%
Family Health Centre Pozhuthana	70.00%
Family Health Centre Vengapally	68.00%
Family Health Centre Meppady	63.00%
Family Health Centre Padinharethara	63.00%
Family Health Centre Poothadi	62.00%
Family Health Centre Cheeral	61.00%
Urban Primary Health Centre Kalpetta	58.00%
Family Health Center Noolpuzha	49.00%
Family Health Centre Thondernad	42.00%
Family Health Centre Ambalavayal	34.00%
Family Health Centre Appappara	32.00%
Family Health Centre Edavaka	24.00%
Family Health Centre Vellamunda	20.00%

Institutions with atleast 100 UHID visits are listed here.

3.3 e-Health Performance - Doctor Consultation



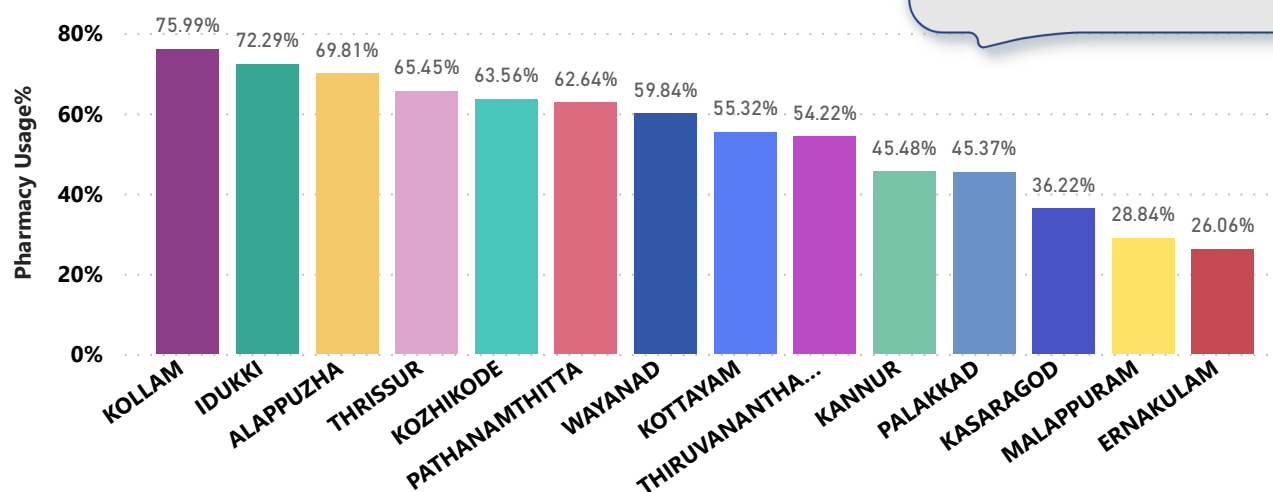
Doctor Consultation Percentage in PHCs/FHCs/UPHCs

Hospital	Doctor Consultation %
Family Health Centre Vengapally	99.61%
Family Health Centre Poothadi	99.59%
Family Health Centre Cheeral	99.56%
Family Health Centre Ambalavayal	98.45%
Family Health Centre Vellamunda	97.88%
Family Health Centre Edavaka	97.74%
Family Health Centre Meppady	97.24%
Family Health Centre Kottathara	97.24%
Family Health Centre Appappara	95.93%
Family Health Center Noolpuzha	94.04%
Family Health Centre Chethalayam	91.92%
Urban Primary Health Centre Kalpetta	91.83%
Family Health Centre Thondernad	85.94%
Family Health Centre Pozhuthana	75.94%
Family Health Centre Padinharethara	71.66%

3.4 e-Health Performance - Pharmacy Usage in PHCs/FHCs/UPHCs

Pharmacy usage is calculated as (Pharmacy Prescription Count / Total Visits) *100

The WYD district is at position 7 in Pharmacy Usage with 59.84%(up by 2%).



Pharmacy Usage in PHCs/FHCs/UPHCs

Hospital	Pharmacy Usage %
Family Health Centre Poothadi	92.00%
Family Health Centre Vengapally	91.00%
Family Health Centre Kottathara	89.00%
Family Health Centre Cheeral	88.00%
Family Health Center Noolpuzha	84.00%
Urban Primary Health Centre Kalpetta	84.00%
Family Health Centre Meppady	81.00%
Family Health Centre Appappara	78.00%
Family Health Centre Chethalayam	75.00%
Family Health Centre Thondernad	62.00%
Family Health Centre Edavaka	59.00%
Family Health Centre Padinharethara	56.00%
Family Health Centre Pozhuthana	51.00%
Family Health Centre Ambalavayal	17.00%
Family Health Centre Vellamunda	4.00%

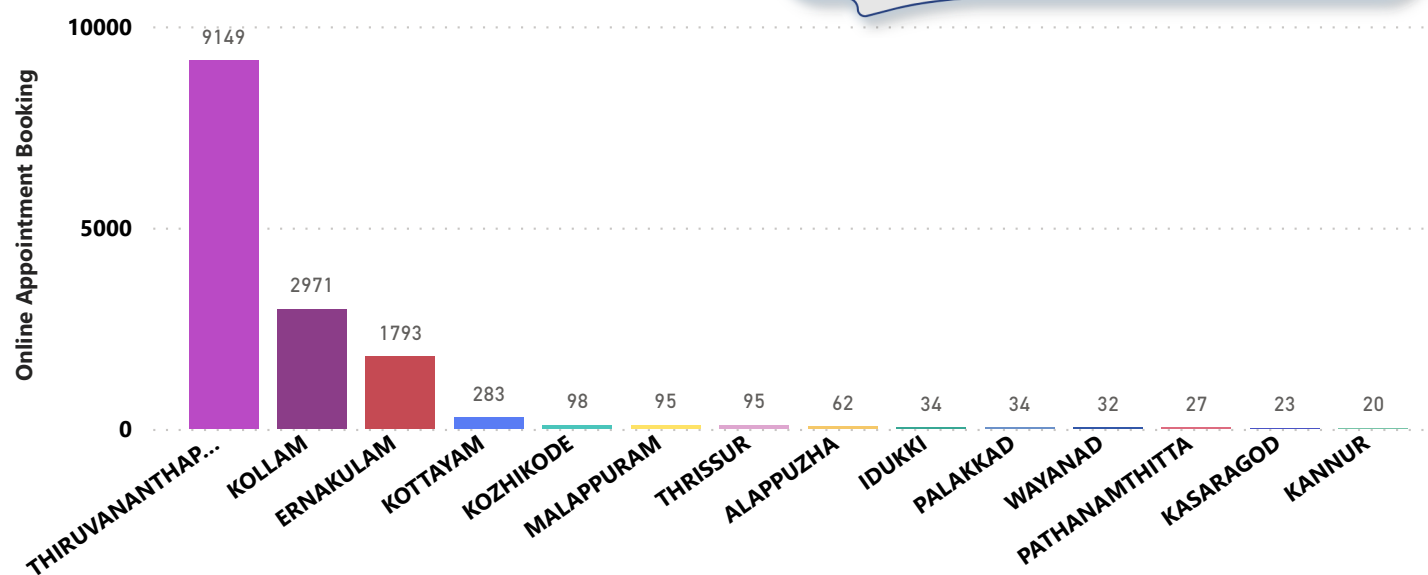
4. Status of Modules started in Hospitals

District wise status of live institutions and the count of various modules [Reception, OP Consultation, Lab, Pharmacy] started.

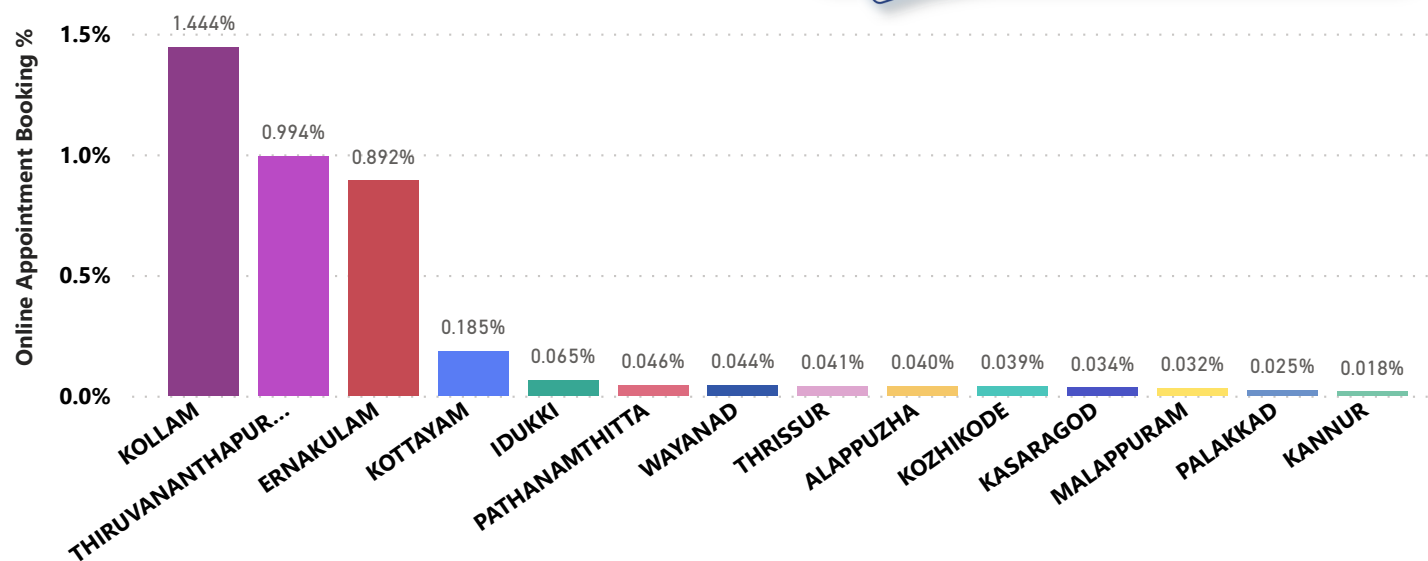
District Name	Live Institutions	Reception	Consultation	Lab	Pharmacy
THIRUVANANTHAPURAM	104	99 (95.2%)	93 (89.4%)	80 (76.9%)	79 (76.%)
THRISSUR	56	54 (96.4%)	53 (94.6%)	45 (80.4%)	51 (91.1%)
MALAPPURAM	47	42 (89.4%)	35 (74.5%)	19 (40.4%)	20 (42.6%)
KOZHIKODE	39	33 (84.6%)	28 (71.8%)	23 (59.%)	24 (61.5%)
PALAKKAD	38	37 (97.4%)	36 (94.7%)	30 (78.9%)	21 (55.3%)
ERNAKULAM	34	28 (82.4%)	25 (73.5%)	10 (29.4%)	18 (52.9%)
KANNUR	28	26 (92.9%)	25 (89.3%)	18 (64.3%)	19 (67.9%)
KOTTAYAM	23	21 (91.3%)	20 (87.%)	13 (56.5%)	19 (82.6%)
KOLLAM	22	22 (100.%)	22 (100.%)	22 (100.%)	22 (100.%)
ALAPPUZHA	19	19 (100.%)	18 (94.7%)	16 (84.2%)	18 (94.7%)
IDUKKI	19	18 (94.7%)	16 (84.2%)	11 (57.9%)	15 (78.9%)
KASARAGOD	19	19 (100.%)	19 (100.%)	13 (68.4%)	17 (89.5%)
PATHANAMTHITTA	18	17 (94.4%)	15 (83.3%)	12 (66.7%)	12 (66.7%)
WAYANAD	16	15 (93.8%)	15 (93.8%)	15 (93.8%)	15 (93.8%)
Total	482	450 (93.4%)	420 (87.1%)	327 (67.8%)	350 (72.6%)

5. Percentage of Online Appointment Booking in Hospitals

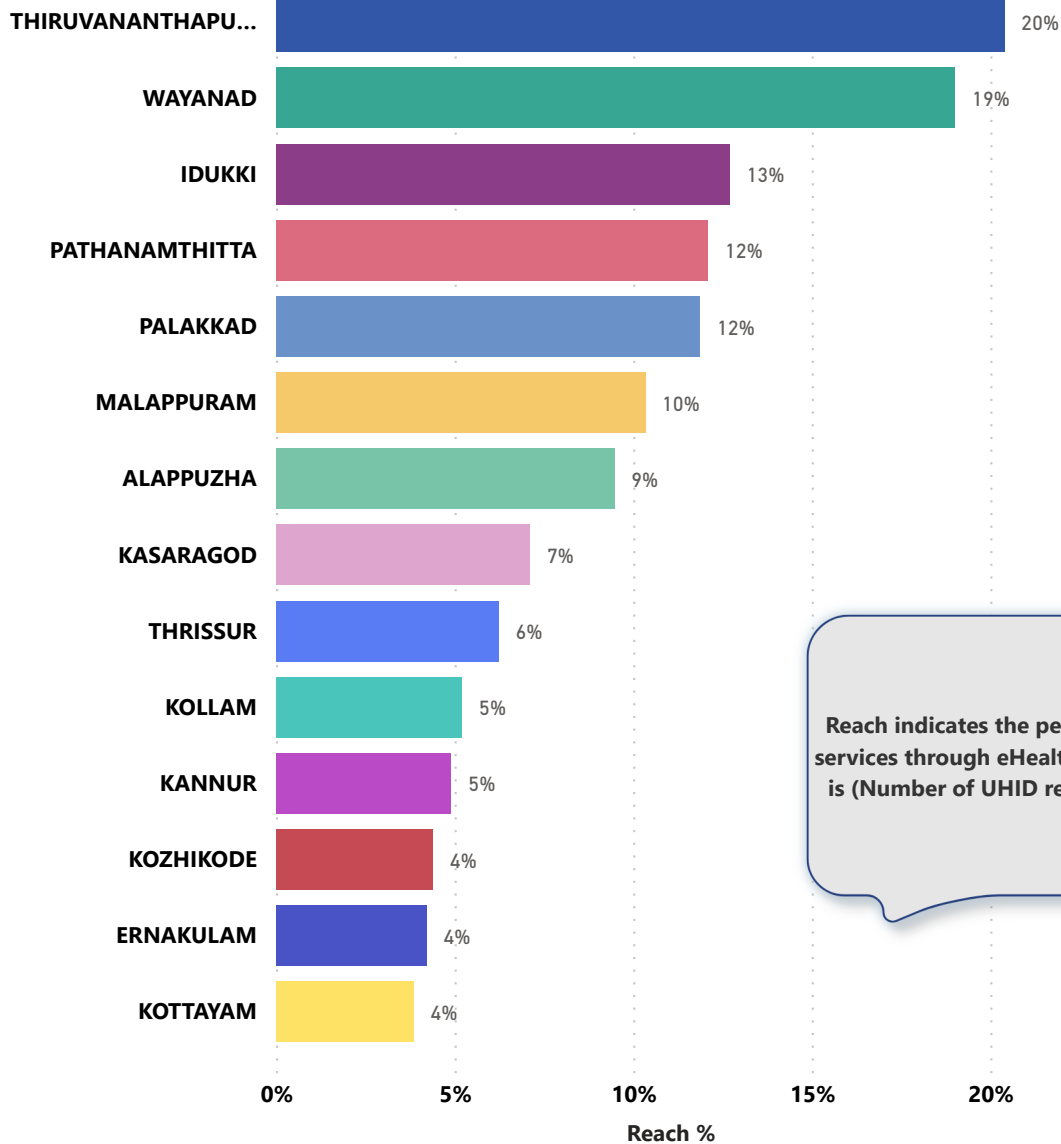
District-wise count of Online appointments taken during the month of December '22. WYD district is at position 11(1 position down) in online appointment booking.



District-wise percentage of online appointment booking up on OP visits for the month of December '22. Calculation is performed as (Online Visits / OP Visits) * 100 %.



6. eHealth Performance - Reach



Reach indicates the percentage of population availing services through eHealth. The formula used to calculate is $(\text{Number of UHID registered} / \text{Population}) * 100 \%$.

7. Public Health Survey Status

