

### 1. eHealth Kerala - Vital Statistics

<b>Live Institutions</b>	18
<b>Medical College Hospitals</b>	1
<b>PHCs/FHCs</b>	15
<b>CHCs</b>	0
<b>DHs/GHs</b>	0
<b>PH Labs</b>	0
<b>Other(Inc Taluk Hospitals)</b>	2



### 2. Highlights



- The Alappuzha district is at position 2 in overall performance ranking of districts based on PHCs/FHCs.
- Reception module is functional in 13 out of 15 PHCs/FHCs in the district.

District is at :

- - position 2 in UHID Visits (53%).
- - position 4 in Doctor Consultation(82%).
- - position 2 in Pharmacy Usage(71%).



- The district remains at position 8 in online appointment booking.
- The district remains in 7th position in reach rank which indicates UHID registration proportionate to the population.
- The district is at position 5 in house survey completion(4%) and at position 8 in member survey completion(0.05%).

## 3. eHealth - District Ranking Matrix Based on Performance of PHCs/FHCs

The ranking matrix showcase the district performance in providing eHealth services through PHCs/FHCs based on five different parameters. These parameters include whether the reception module is started or not, UHID Visits, Doctor Consultation, Pharmacy Usage and Lab Usage. Based on the ranking, the districts are classified into three broad categories, the best performing districts, the average performing districts and the low performing districts.

The best performing districts should strive to continue to remain in the same position, whereas the average performing as well as the low performing districts should strive to reach to the 'top four' league.

The ranking matrix for the month of July '22 is given below:

District	Rank
KOLLAM	1
ALAPPUZHA	2
IDUKKI	2
PATHANAMTHITTA	2
KOTTAYAM	3
THIRUVANANTHAPURAM	3
WAYANAD	3
THRISSUR	4
PALAKKAD	5
KOZHIKODE	6
KANNUR	7
ERNAKULAM	8
KASARAGOD	9
MALAPPURAM	10

 Best performing  
 Average performing  
 Low performing

## 3. eHealth - Institution Level Ranking of PHCs/FHCs

Hospital	Rank
Family Health Centre Purakkad	1
Family Health Centre Kanjikuzhy	2
Family Health Centre Punnapra North	2
Family Health Centre Vettakkal	2
Family Health Centre Pallipuram	3
Family Health Centre Veeyapuram	3
Family Health Centre Arattupuzha	4
Family Health Centre Aroor	4
Family Health Centre Cheruthana	5
Family Health Centre Kalavoor	5
Family Health Centre Palamel	5
Family Health Centre Panavally	5
Family Health Centre Perumpalam	6
Family Health Centre Kandalloor	7

## 3.1 eHealth Performance - Reception Module

Reception Module is considered to be functional in a PHC/FHC only if the number of total visits for the month is of minimum 500.

Reception module is functional in 13 out of 15 PHCs/FHCs in the district.

District	PHC/FHC Count	PHC/FHC with Reception	% of PHC/FHC with Reception
IDUKKI	15	15	100.00%
KOLLAM	18	18	100.00%
THIRUVANANTHAPURAM	61	60	98.00%
KOTTAYAM	20	19	95.00%
WAYANAD	13	12	92.00%
KANNUR	23	21	91.00%
KASARAGOD	16	14	88.00%
PATHANAMTHITTA	16	14	88.00%
ALAPPUZHA	15	13	87.00%
PALAKKAD	36	31	86.00%
KOZHIKODE	20	17	85.00%
THRISSUR	44	34	77.00%
ERNAKULAM	28	21	75.00%
MALAPPURAM	40	20	50.00%

Institutions where the reception module is either not started or not using

### Hospital Name

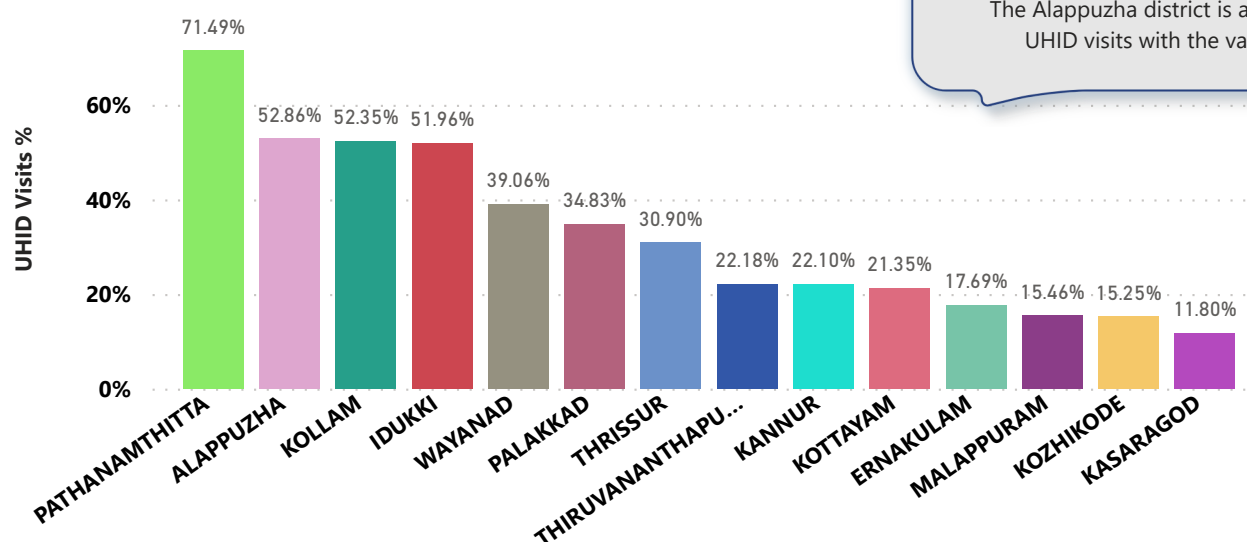
Family Health Centre Chettikulangara

Family Health Centre Kandallloor



## 3.2 e-Health Performance - UHID Visits

UHID Visit % is calculated as (UHID Visits / Total Visit ) \*100

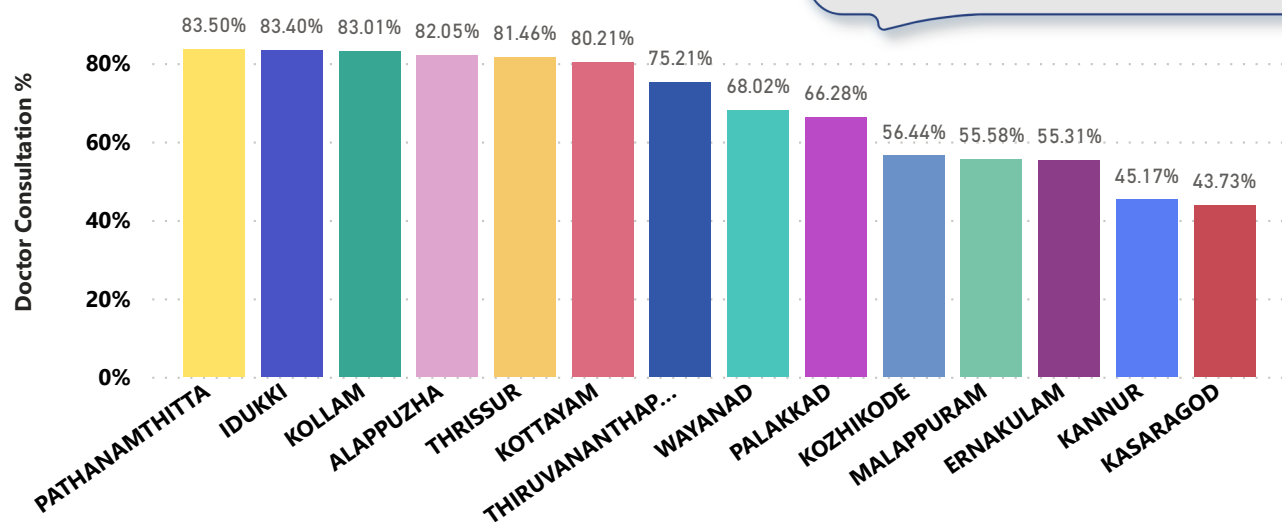


## PHCs/FHCs based on UHID Visits

This list only includes Institutions with a minimum of 100 Total visit

Hospital	UHID Visit %
Family Health Centre Purakkad	83.00%
Family Health Centre Vettakkal	76.00%
Family Health Centre Punnapra North	71.00%
Family Health Centre Kanjikuzhy	61.00%
Family Health Centre Aroor	60.00%
Family Health Centre Perumpalam	59.00%
Family Health Centre Palamel	56.00%
Family Health Centre Pallipuram	49.00%
Family Health Centre Panavally	47.00%
Family Health Centre Arattupuzha	44.00%
Family Health Centre Cheruthana	44.00%
Family Health Centre Veeyapuram	44.00%
Family Health Centre Kandallloor	28.00%
Family Health Centre Kalavoor	23.00%

## 3.3 e-Health Performance - Doctor Consultation



## Doctor Consultation Percentage in PHCs/FHCs

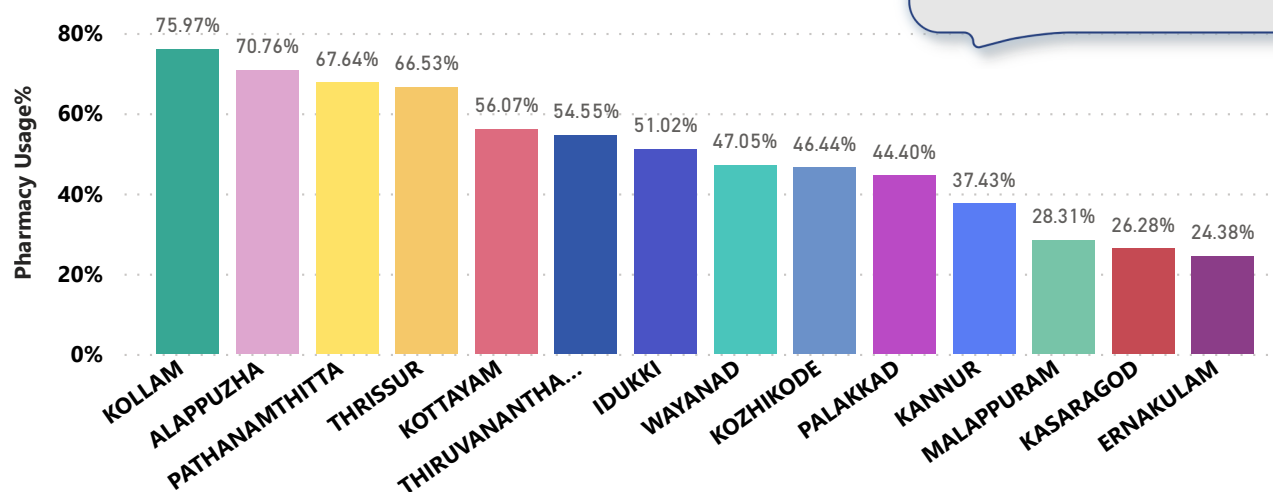
This list only includes Institutions with a minimum of 100 Total visit

Hospital	Doctor Consultation %
Family Health Centre Purakkad	98.79%
Family Health Centre Punnapra North	97.82%
Family Health Centre Kalavoor	97.56%
Family Health Centre Kanjikuzhy	94.23%
Family Health Centre Cheruthana	91.21%
Family Health Centre Veeyapuram	90.70%
Family Health Centre Palamel	90.49%
Family Health Centre Pallipuram	89.49%
Family Health Centre Aroor	88.04%
Family Health Centre Vettakkal	87.01%
Family Health Centre Arattupuzha	77.42%
Family Health Centre Panavally	69.60%
Family Health Centre Kandallloor	0.00%
Family Health Centre Perumpalam	0.00%

## 3.4 e-Health Performance - Pharmacy Usage in PHCs/FHCs

Pharmacy usage is calculated as (Pharmacy Prescription Count / Total Visits ) \*100

The Alappuzha district stands at position 2 in Pharmacy Usage with 72%.



## Pharmacy Usage in PHCs/FHCs

This list only includes Institutions with a minimum of 100 Total visit

Hospital	Pharmacy Usage %
Family Health Centre Punnapra North	95.00%
Family Health Centre Purakkad	91.00%
Family Health Centre Kanjikuzhy	88.00%
Family Health Centre Veeyapuram	87.00%
Family Health Centre Vettakkal	85.00%
Family Health Centre Kalavoor	77.00%
Family Health Centre Pallipuram	77.00%
Family Health Centre Palamel	75.00%
Family Health Centre Cheruthana	72.00%
Family Health Centre Aroor	71.00%
Family Health Centre Arattupuzha	65.00%
Family Health Centre Panavally	41.00%
Family Health Centre Kandalloor	0.00%
Family Health Centre Perumpalam	0.00%

## 4. Status of Modules started in Hospitals

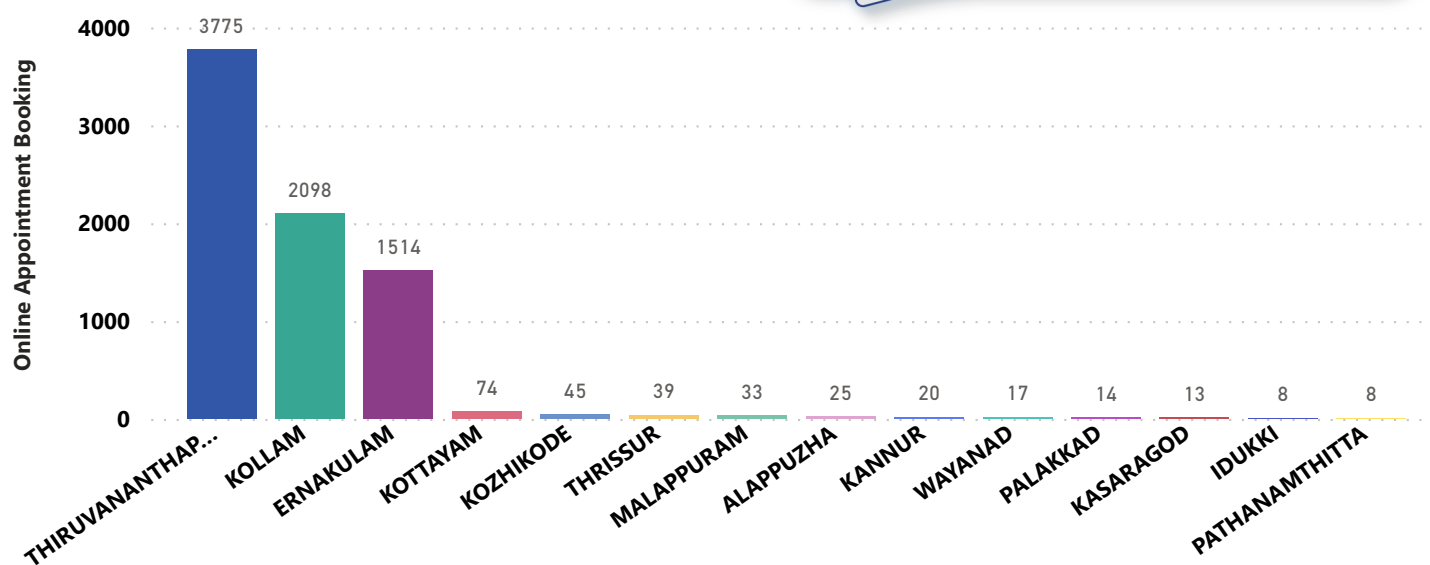
District wise status of live institutions and the count of various modules [Reception, OP Consultation, Lab, Pharmacy] started.

District Name	Live Institutions	Reception	Consultation	Lab	Pharmacy
THIRUVANANTHAPURAM	103	100 (97.1%)	85 (82.5%)	75 (72.8%)	74 (71.8%)
THRISSUR	51	41 (80.4%)	39 (76.5%)	31 (60.8%)	37 (72.5%)
MALAPPURAM	46	27 (58.7%)	19 (41.3%)	12 (26.1%)	11 (23.9%)
PALAKKAD	38	33 (86.8%)	25 (65.8%)	18 (47.4%)	15 (39.5%)
ERNAKULAM	34	24 (70.6%)	17 (50.%)	9 (26.5%)	13 (38.2%)
KOZHIKODE	32	23 (71.9%)	17 (53.1%)	12 (37.5%)	14 (43.8%)
KANNUR	27	21 (77.8%)	18 (66.7%)	9 (33.3%)	10 (37.%)
KOLLAM	22	22 (100.%)	22 (100.%)	21 (95.5%)	21 (95.5%)
KOTTAYAM	22	20 (90.9%)	20 (90.9%)	10 (45.5%)	17 (77.3%)
ALAPPUZHA	18	15 (83.3%)	14 (77.8%)	11 (61.1%)	13 (72.2%)
KASARAGOD	18	18 (100.%)	13 (72.2%)	8 (44.4%)	11 (61.1%)
IDUKKI	16	16 (100.%)	15 (93.8%)	12 (75.%)	12 (75.%)
PATHANAMTHITTA	16	14 (87.5%)	13 (81.3%)	7 (43.8%)	10 (62.5%)
WAYANAD	14	13 (92.9%)	11 (78.6%)	10 (71.4%)	10 (71.4%)
<b>Total</b>	<b>457</b>	<b>387 (84.7%)</b>	<b>328 (71.8%)</b>	<b>245 (53.6%)</b>	<b>268 (58.6%)</b>

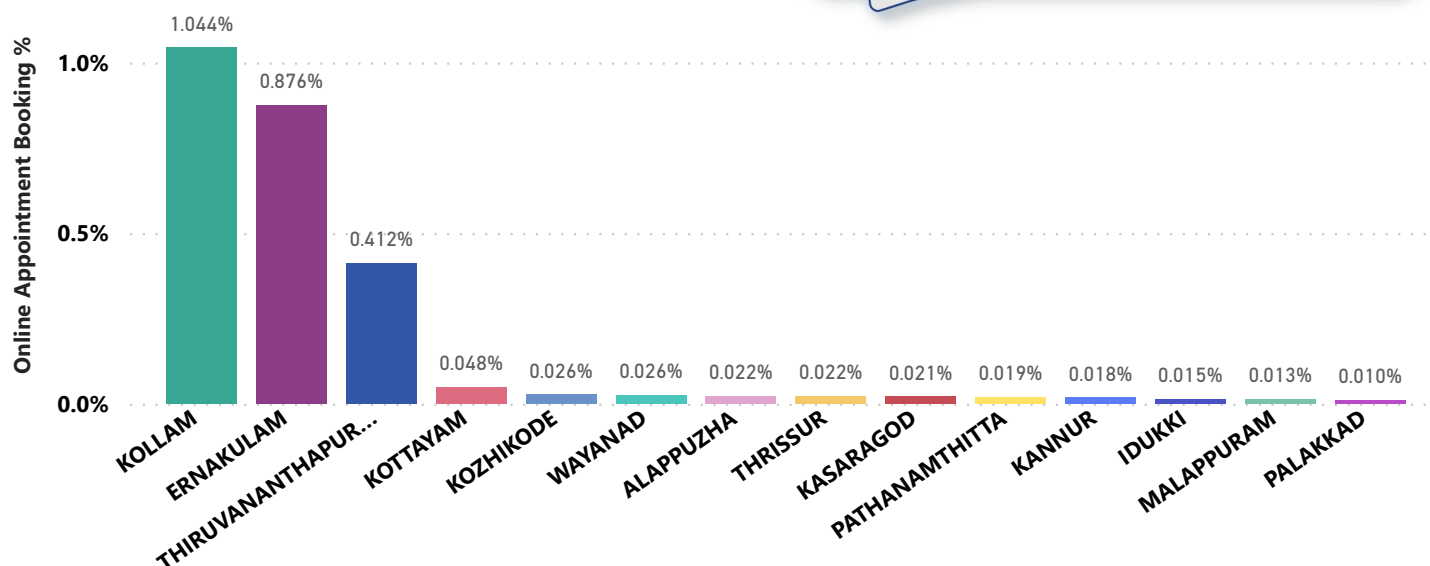


## 5. Percentage of Online Appointment Booking in Hospitals

District-wise count of online appointments taken during the month of July '22. Alappuzha district stands at 8th position in the case of online appointments.

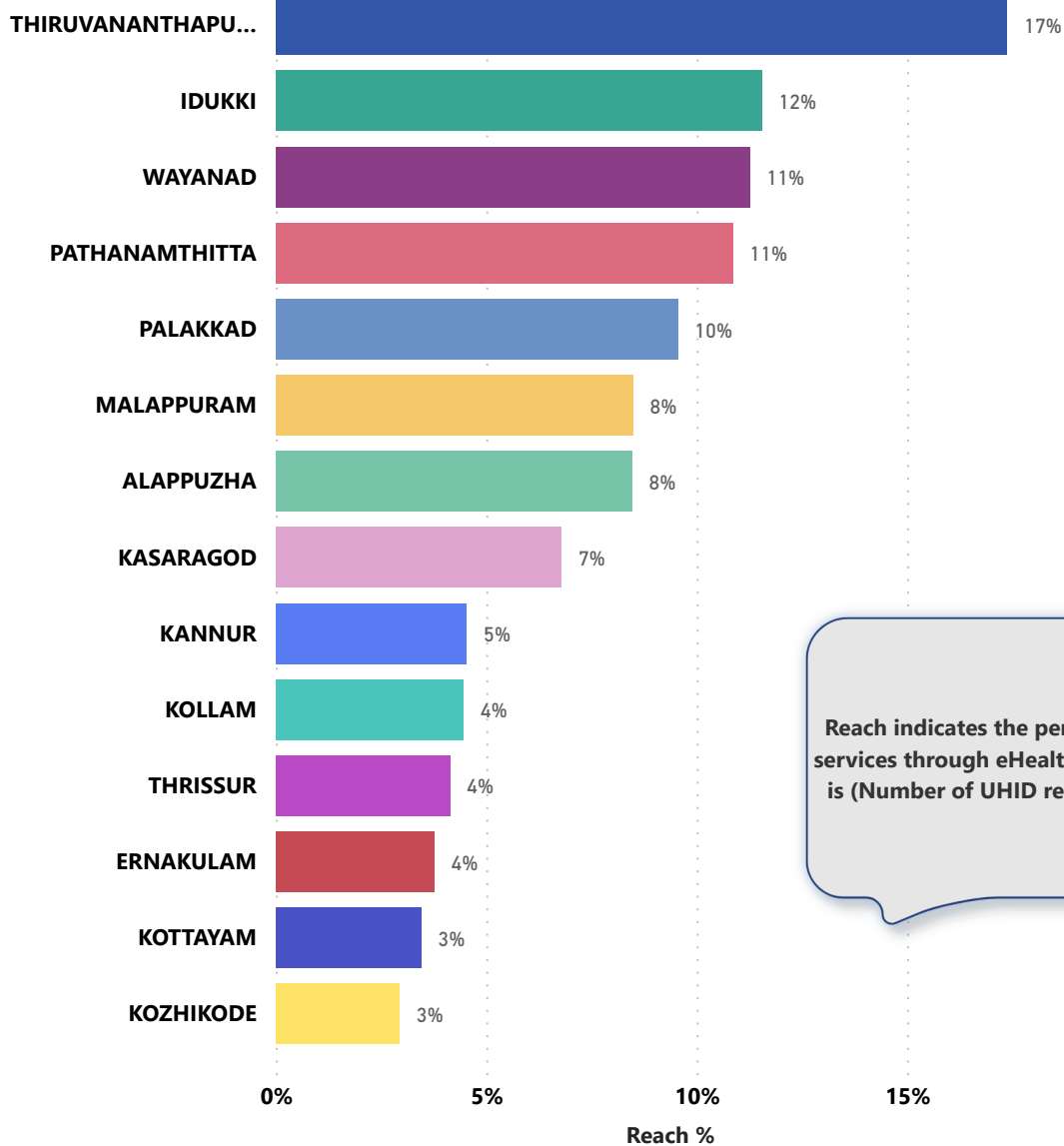


District-wise percentage of online appointment booking up on OP visits for the month of July '22. Calculation is performed as (Online Visits / OP Visits) \* 100 %.





## 6. eHealth Performance - Reach



Reach indicates the percentage of population availing services through eHealth. The formula used to calculate is  $(\text{Number of UHID registered} / \text{Population}) * 100 \%$ .

## 7. Public Health Survey Status

