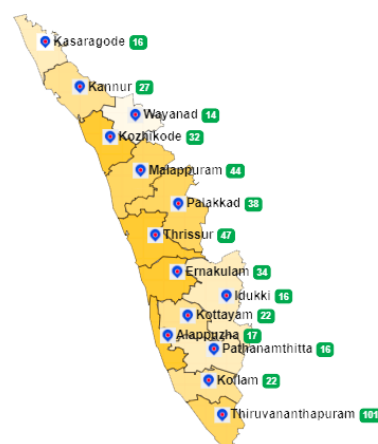


### 1. eHealth Kerala - Vital Statistics

<b>Live Institutions</b>	34
<b>Medical College Hospitals</b>	1
<b>PHCs/FHCs</b>	28
<b>CHCs</b>	0
<b>DHs/GHs</b>	1
<b>PH Labs</b>	0
<b>Other(Inc Taluk Hospitals)</b>	4



### 2. Highlights



- The district remains at position 3 in online appointment booking.
- Out of 28 PHCs/FHCs of the district, Reception Module started at 21 institutions.



- The Ernakulam district is at position 8 in overall performance ranking of districts based on PHCs/FHCs.
- District is at :
  - position 11 in UHID Visits(17.69%)
  - position 12 in Doctor Consultation(55.31%).
  - position 14 in Pharmacy Usage(24.38%).
- The district remains in 12th position in reach rank which indicates UHID registration proportionate to the population.
- The district is at position 8 in house survey completion(2.20%) and at position 12 in member survey completion(0.01%).

## 3. eHealth - District Ranking Matrix Based on Performance of PHCs/FHCs

The ranking matrix showcase the district performance in providing eHealth services through PHCs/FHCs based on five different parameters. These parameters include whether the reception module is started or not, UHID Visits, Doctor Consultation, Pharmacy Usage and Lab Usage. Based on the ranking, the districts are classified into three broad categories, the best performing districts, the average performing districts and the low performing districts.

The best performing districts should strive to continue to remain in the same position, whereas the average performing as well as the low performing districts should strive to reach to the 'top four' league.

The ranking matrix for the month of July '22 is given below:

District	Rank
KOLLAM	1
ALAPPUZHA	2
IDUKKI	2
PATHANAMTHITTA	2
KOTTAYAM	3
THIRUVANANTHAPURAM	3
WAYANAD	3
THRISSUR	4
PALAKKAD	5
KOZHIKODE	6
KANNUR	7
ERNAKULAM	8
KASARAGOD	9
MALAPPURAM	10

 Best performing  
 Average performing  
 Low performing

## 3. eHealth - Institution Level Ranking of PHCs/FHCs

Hospital	Rank
Family Health Centre Eroor	1
Family Health Centre Maneed	2
Family Health Centre Karumallor	3
Family Health Centre Nayarambalm	3
Family Health Centre Paipra	3
Family Health Centre Kottappady	4
Family Health Centre Chellanam	5
Family Health Centre Cheranelloore	5
Family Health Centre Mazhuvannoor	5
Family Health Centre Chowara	6
Family Health Centre Kodanad	6
Family Health Centre Manjapra	6
Family Health Centre Munambam	6
Family Health Centre Thirumarady	6
Family Health Centre Gothuruth	7
Family Health Centre Neriya Mangalam	7
Family Health Centre Kadavoor	8
Family Health Centre Koonammavu	8
Family Health Centre Kuttampuzha	8
Family Health Centre Rayamangalam	8
Family Health Centre Vazhakulam	8

## 3.1 eHealth Performance - Reception Module

Reception Module is considered to be functional in a PHC/FHC only if the number of total visits for the month is of minimum 500.

Out of 28 PHCs/FHCs of Ernakulam district, 21 institutions started the Reception Module.

District	PHC/FHC Count	PHC/FHC with Reception	% of PHC/FHC with Reception
IDUKKI	15	15	100.00%
KOLLAM	18	18	100.00%
THIRUVANANTHAPURAM	61	60	98.00%
KOTTAYAM	20	19	95.00%
WAYANAD	13	12	92.00%
KANNUR	23	21	91.00%
KASARAGOD	16	14	88.00%
PATHANAMTHITTA	16	14	88.00%
ALAPPUZHA	15	13	87.00%
PALAKKAD	36	31	86.00%
KOZHIKODE	20	17	85.00%
THRISSUR	44	34	77.00%
ERNAKULAM	28	21	75.00%
MALAPPURAM	40	20	50.00%

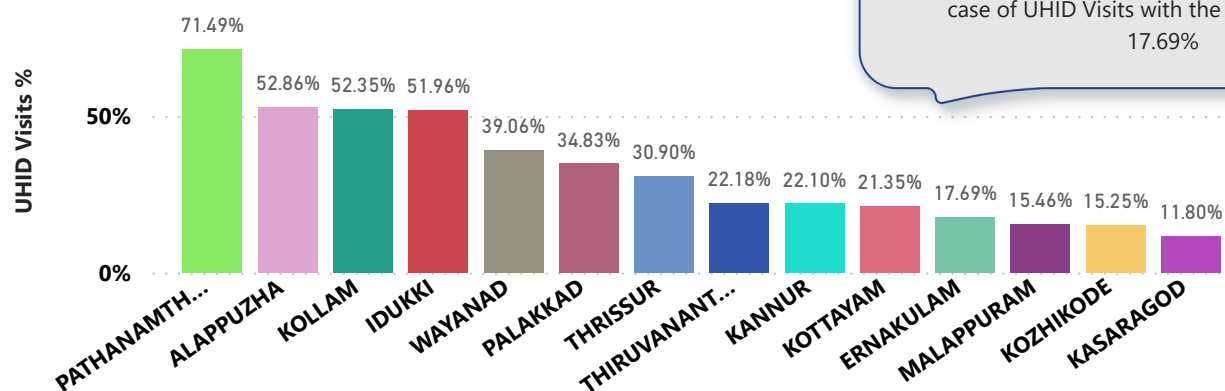
Institutions where the reception module is either not started or not using

Hospital Name
Family Health Centre Alangad
Family Health Centre Ayyampuzha
Family Health Centre Chittattukara
Family Health Centre Edavanakkad
Family Health Centre Mulavukad
Family Health Centre Okkal
Family Health Centre Thiruvaniyoor



## 3.2 e-Health Performance - UHID Visits

UHID Visit % is calculated as (UHID Visits / Total Visit) \* 100

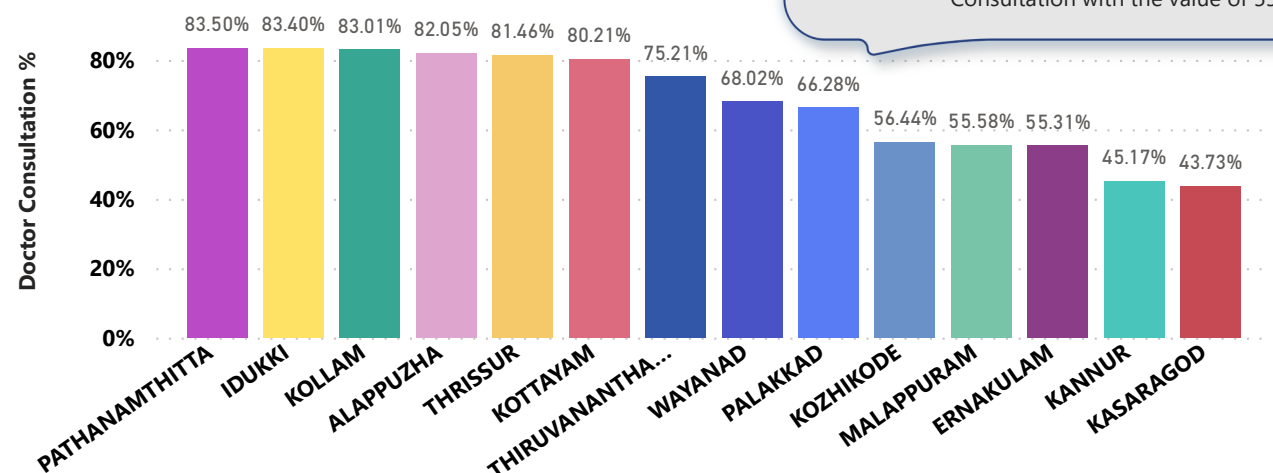


## PHCs/FHCs based on UHID Visits

This list only includes Institutions with a minimum of 100 Total visit

Hospital	UHID Visit %
Family Health Centre Eror	58.00%
Family Health Centre Maneed	55.00%
Family Health Centre Munambam	52.00%
Family Health Centre Nayarambalm	48.00%
Family Health Centre Thirumarady	41.00%
Family Health Centre Neriyaamangalam	32.00%
Family Health Centre Kottappady	23.00%
Family Health Centre Paipra	22.00%
Family Health Centre Cheranelloore	21.00%
Family Health Centre Mazhuvannoor	17.00%
Family Health Centre Vazhakulam	17.00%
Family Health Centre Kadavoor	14.00%
Family Health Centre Manjapra	12.00%
Family Health Centre Rayamangalam	4.00%
Family Health Centre Kodanad	3.00%
Family Health Centre Koonammavu	3.00%

## 3.3 e-Health Performance - Doctor Consultation



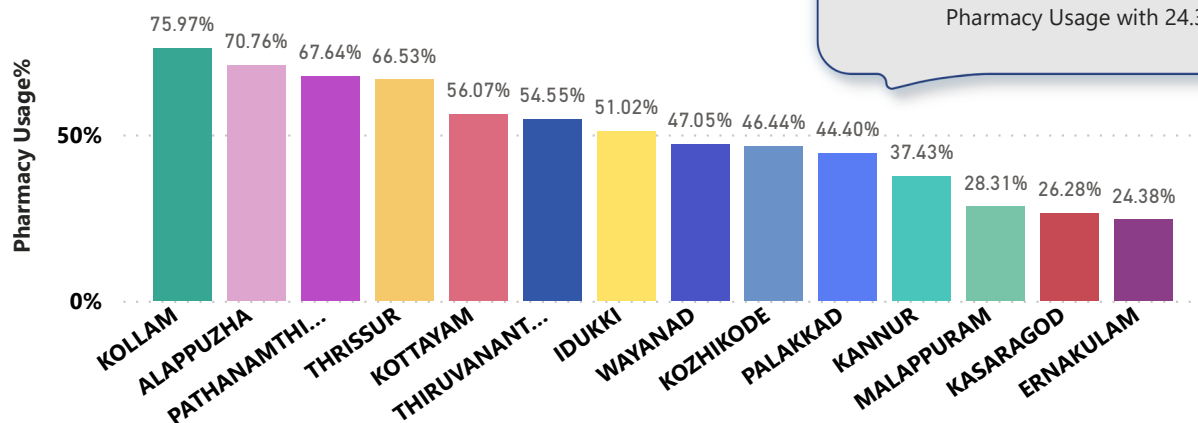
## Doctor Consultation Percentage in PHCs/FHCs

This list only includes Institutions with a minimum of 100 Total visit

Hospital	Doctor Consultation %
Family Health Centre Eroor	99.88%
Family Health Centre Paipra	98.93%
Family Health Centre Mazhuvannoor	96.53%
Family Health Centre Cheranelloore	94.38%
Family Health Centre Maneed	88.93%
Family Health Centre Manjapra	80.24%
Family Health Centre Kodanad	75.75%
Family Health Centre Kottappady	58.24%
Family Health Centre Nayarambalm	51.06%
Family Health Centre Vazhakulam	45.83%
Family Health Centre Thirumarady	40.07%
Family Health Centre Neriyamangalam	11.73%
Family Health Centre Kadavoor	0.00%
Family Health Centre Koonammavu	0.00%
Family Health Centre Munambam	0.00%
Family Health Centre Rayamangalam	0.00%

## 3.4 e-Health Performance - Pharmacy Usage in PHCs/FHCs

Pharmacy usage is calculated as (Pharmacy Prescription Count / Total Visits ) \*100



## Pharmacy Usage in PHCs/FHCs

This list only includes Institutions with a minimum of 100 Total visit

Hospital	Pharmacy Usage %
Family Health Centre Paipra	93.00%
Family Health Centre Eroor	88.00%
Family Health Centre Maneed	65.00%
Family Health Centre Kottappady	46.00%
Family Health Centre Nayarambalm	46.00%
Family Health Centre Mazhuvannoor	44.00%
Family Health Centre Vazhakulam	24.00%
Family Health Centre Cheranelloore	17.00%
Family Health Centre Thirumarady	16.00%
Family Health Centre Kodanad	8.00%
Family Health Centre Kadavoor	0.00%
Family Health Centre Koonammavu	0.00%
Family Health Centre Manjapra	0.00%
Family Health Centre Munambam	0.00%
Family Health Centre Neriya Mangalam	0.00%
Family Health Centre Rayamangalam	0.00%

## 4. Status of Modules started in Hospitals

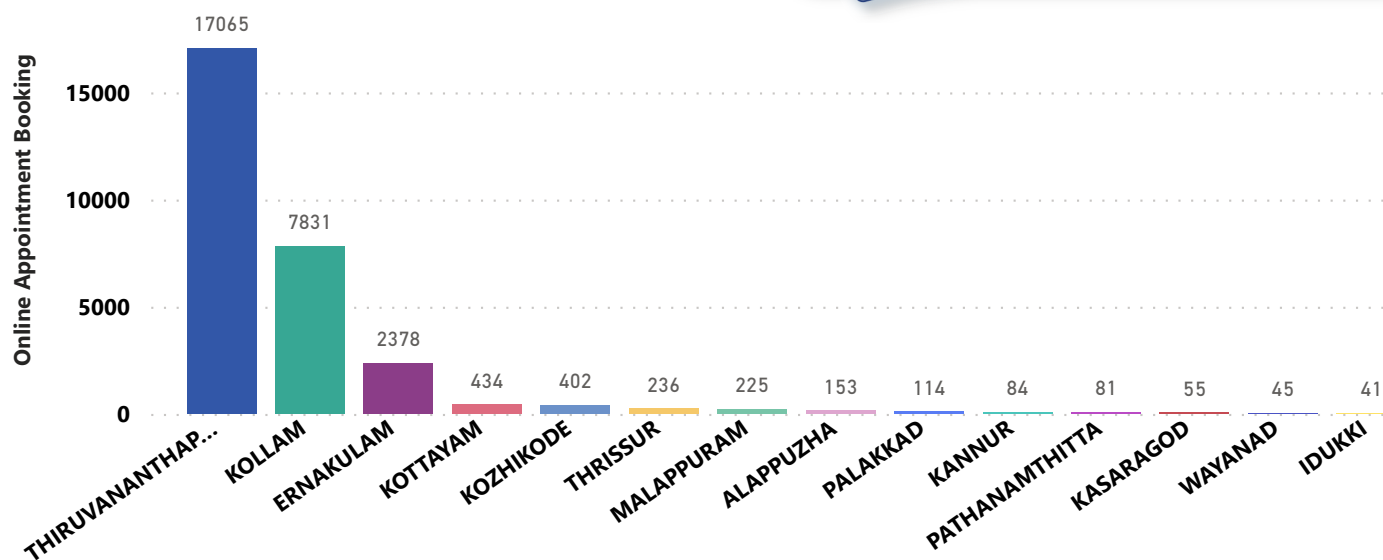
District wise status of live institutions and the count of various modules [Reception, OP Consultation, Lab, Pharmacy] started.

District Name	Live Institutions	Reception	Consultation	Lab	Pharmacy
THIRUVANANTHAPURAM	103	100 (97.1%)	85 (82.5%)	75 (72.8%)	74 (71.8%)
THRISSUR	51	41 (80.4%)	39 (76.5%)	31 (60.8%)	37 (72.5%)
MALAPPURAM	46	27 (58.7%)	19 (41.3%)	12 (26.1%)	11 (23.9%)
PALAKKAD	38	33 (86.8%)	25 (65.8%)	18 (47.4%)	15 (39.5%)
ERNAKULAM	34	24 (70.6%)	17 (50.0%)	9 (26.5%)	13 (38.2%)
KOZHIKODE	32	23 (71.9%)	17 (53.1%)	12 (37.5%)	14 (43.8%)
KANNUR	27	21 (77.8%)	18 (66.7%)	9 (33.3%)	10 (37.0%)
KOLLAM	22	22 (100.0%)	22 (100.0%)	21 (95.5%)	21 (95.5%)
KOTTAYAM	22	20 (90.9%)	20 (90.9%)	10 (45.5%)	17 (77.3%)
ALAPPUZHA	18	15 (83.3%)	14 (77.8%)	11 (61.1%)	13 (72.2%)
KASARAGOD	18	18 (100.0%)	13 (72.2%)	8 (44.4%)	11 (61.1%)
IDUKKI	16	16 (100.0%)	15 (93.8%)	12 (75.0%)	12 (75.0%)
PATHANAMTHITTA	16	14 (87.5%)	13 (81.3%)	7 (43.8%)	10 (62.5%)
WAYANAD	14	13 (92.9%)	11 (78.6%)	10 (71.4%)	10 (71.4%)
<b>Total</b>	<b>457</b>	<b>387 (84.7%)</b>	<b>328 (71.8%)</b>	<b>245 (53.6%)</b>	<b>268 (58.6%)</b>

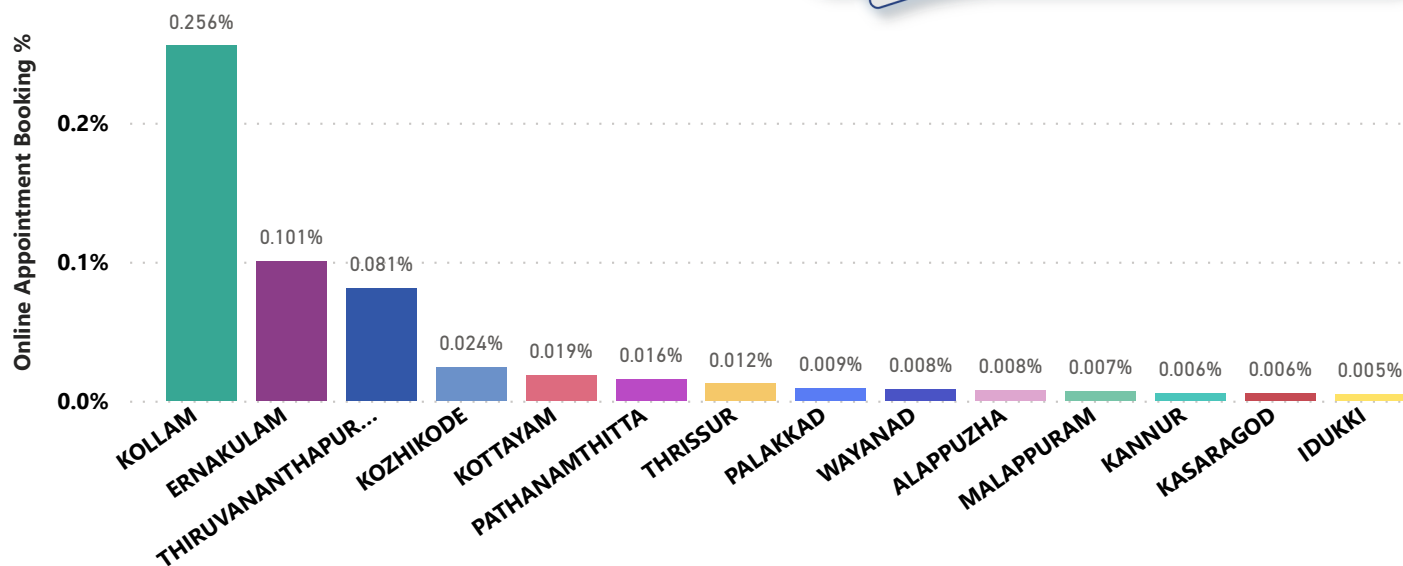


## 5. Percentage of Online Appointment Booking in Hospitals

District-wise count of Online appointments taken during the month of July'22. EKM district stands at 3rd position in the case of Online appointments.

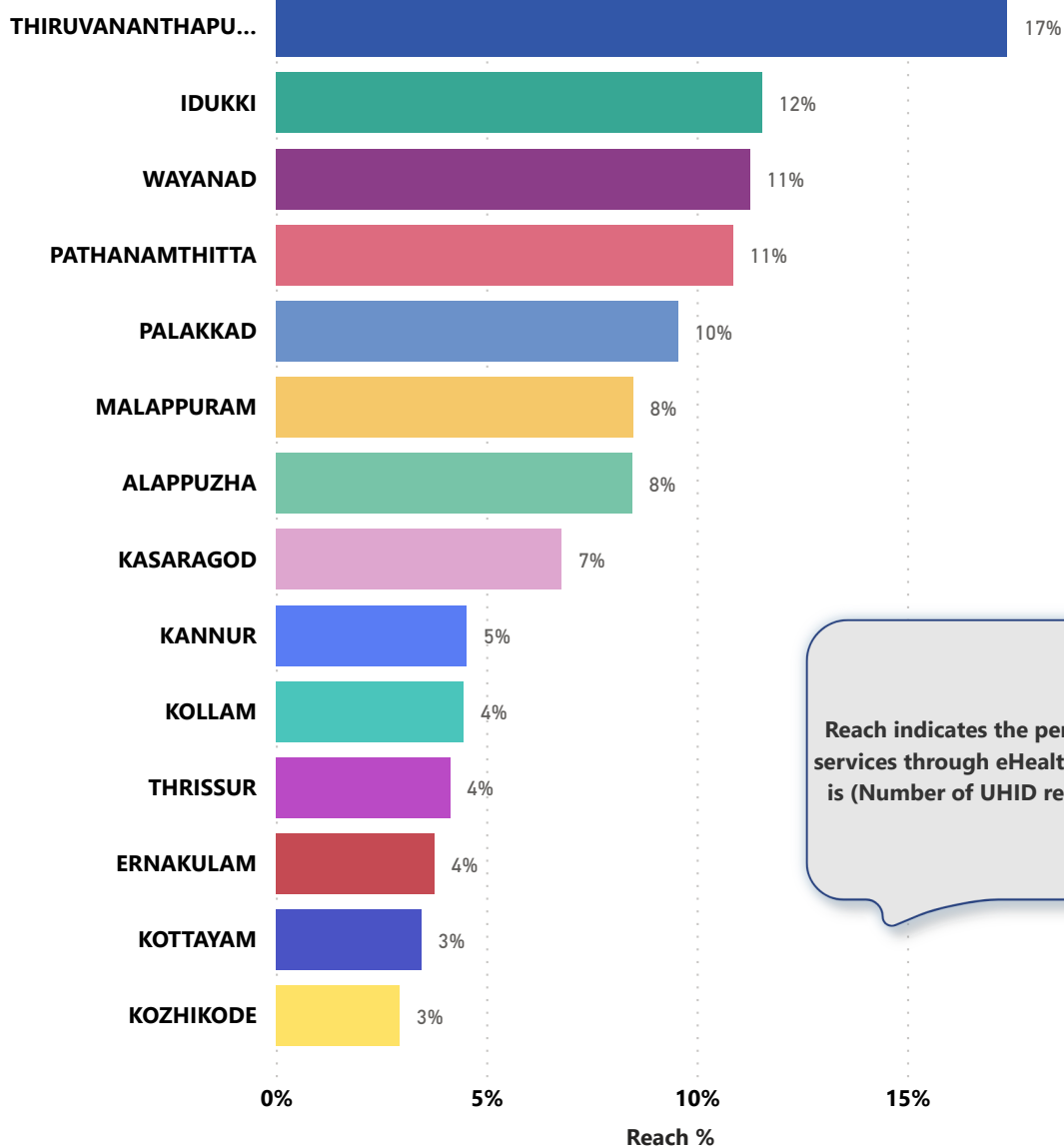


District-wise percentage of online appointment booking up on OP visits for the month of July '22. Calculation is performed as (Online Visits / OP Visits) \* 100 %.





## 6. eHealth Performance - Reach



Reach indicates the percentage of population availing services through eHealth. The formula used to calculate is  $(\text{Number of UHID registered} / \text{Population}) * 100 \%$ .

## 7. Public Health Survey Status

