

### 1. eHealth Kerala - Vital Statistics

<b>Live Institutions</b>	16
<b>Medical College Hospitals</b>	0
<b>PHCs/FHCs</b>	15
<b>CHCs</b>	0
<b>DHs/GHs</b>	0
<b>PH Labs</b>	0
<b>Other(Inc Taluk Hospitals)</b>	1



### 2. Highlights



- The Idukki district is at position 2 in overall performance ranking of districts based on PHCs/FHCs.
- Reception module started in all PHCs/FHCs of the district.
- District is at :
  - position 4 in UHID Visits (51.96%).
  - position 2 in Doctor Consultation(83.40%).
- The district is at position 2 in reach rank which indicates UHID registration proportionate to the population.



- The district is at 13th position in the number of online appointment booking.
- The district is at position 2 in house survey completion(43.25%) and at position 5 in member survey completion(0.2%).
- District stands at position 7 in Pharmacy Usage

## 3. eHealth - District Ranking Matrix Based on Performance of PHCs/FHCs

The ranking matrix showcase the district performance in providing eHealth services through PHCs/FHCs based on five different parameters. These parameters include whether the reception module is started or not, UHID Visits, Doctor Consultation, Pharmacy Usage and Lab Usage. Based on the ranking, the districts are classified into three broad categories, the best performing districts, the average performing districts and the low performing districts.

The best performing districts should strive to continue to remain in the same position, whereas the average performing as well as the low performing districts should strive to reach to the 'top four' league.

The ranking matrix for the month of July '22 is given below:

District	Rank
KOLLAM	1
ALAPPUZHA	2
IDUKKI	2
PATHANAMTHITTA	2
KOTTAYAM	3
THIRUVANANTHAPURAM	3
WAYANAD	3
THRISSUR	4
PALAKKAD	5
KOZHIKODE	6
KANNUR	7
ERNAKULAM	8
KASARAGOD	9
MALAPPURAM	10

 Best performing  
 Average performing  
 Low performing

## 3. eHealth - Institution Level Ranking of PHCs/FHCs

Hospital	Rank
Family Health Centre Kanchiyar	1
Family Health Centre Kudayathur	1
Family Health Centre Mariyapuram	1
Family Health Centre Peruvanthanam	1
Family Health Centre Elamdesom	2
Family Health Centre Udumbanchola	2
Family Health Centre Karimkunnam	3
Family Health Centre Kumaramangalam	3
Family Health Centre Bison Valley	4
Family Health Centre Kumily	4
Family Health Centre Vattavada	4
Family Health Centre Konnathady	5
Family Health Centre Rajakumary	5
Family Health Centre Alakode	6
Family Health Centre Kamakshy	7

## 3.1 eHealth Performance - Reception Module

Reception Module is considered to be functional in a PHC/FHC only if the number of total visits for the month is of minimum 500.

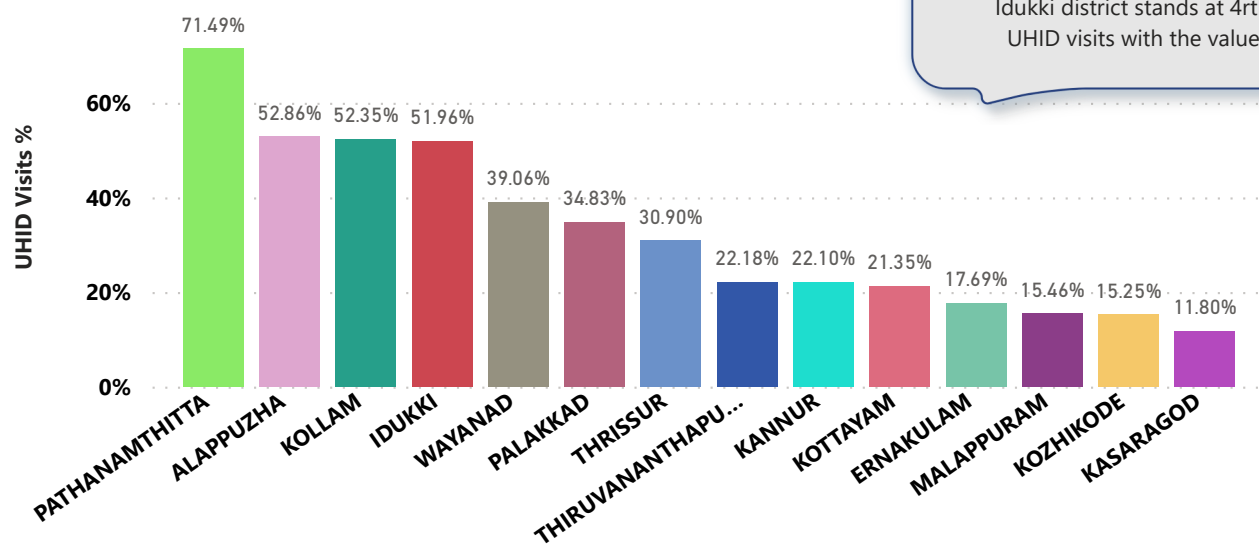
Reception module is functional in 15 out of 15 PHCs/FHCs in the district.

District	PHC/FHC Count	PHC/FHC with Reception	% of PHC/FHC with Reception
IDUKKI	15	15	100.00%
KOLLAM	18	18	100.00%
THIRUVANANTHAPURAM	61	60	98.00%
KOTTAYAM	20	19	95.00%
WAYANAD	13	12	92.00%
KANNUR	23	21	91.00%
KASARAGOD	16	14	88.00%
PATHANAMTHITTA	16	14	88.00%
ALAPPUZHA	15	13	87.00%
PALAKKAD	36	31	86.00%
KOZHIKODE	20	17	85.00%
THRISSUR	44	34	77.00%
ERNAKULAM	28	21	75.00%
MALAPPURAM	40	20	50.00%



## 3.2 e-Health Performance - UHID Visits

UHID Visit % is calculated as  $(\text{UHID Visits} / \text{Total Visit}) * 100$



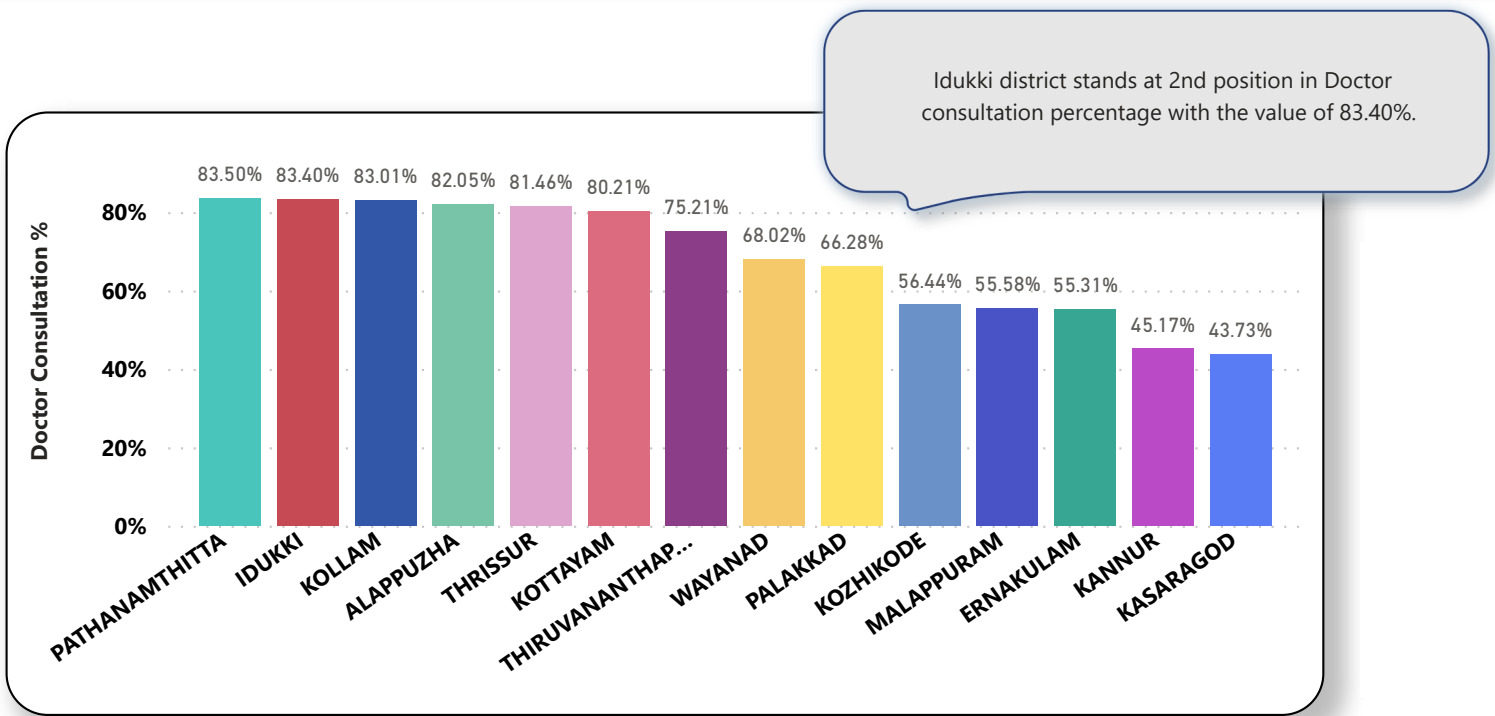
Idukki district stands at 4th position in UHID visits with the value of 51.96%.

## PHCs/FHCs based on UHID Visits

This list only includes Institutions with a minimum of 100 Total visit.

Hospital	UHID Visit %
Family Health Centre Alakode	70.00%
Family Health Centre Kudayathur	70.00%
Family Health Centre Kumaramangalam	68.00%
Family Health Centre Elamdesom	65.00%
Family Health Centre Peruvanthanam	64.00%
Family Health Centre Konnathady	61.00%
Family Health Centre Rajakumary	57.00%
Family Health Centre Karimkunnam	54.00%
Family Health Centre Bison Valley	49.00%
Family Health Centre Mariyapuram	49.00%
Family Health Centre Kanchiyar	43.00%
Family Health Centre Kumily	41.00%
Family Health Centre Vattavada	32.00%
Family Health Centre Udumbanchola	30.00%
Family Health Centre Kamakshy	18.00%

## 3.3 e-Health Performance - Doctor Consultation



## Doctor Consultation Percentage in PHCs/FHCs

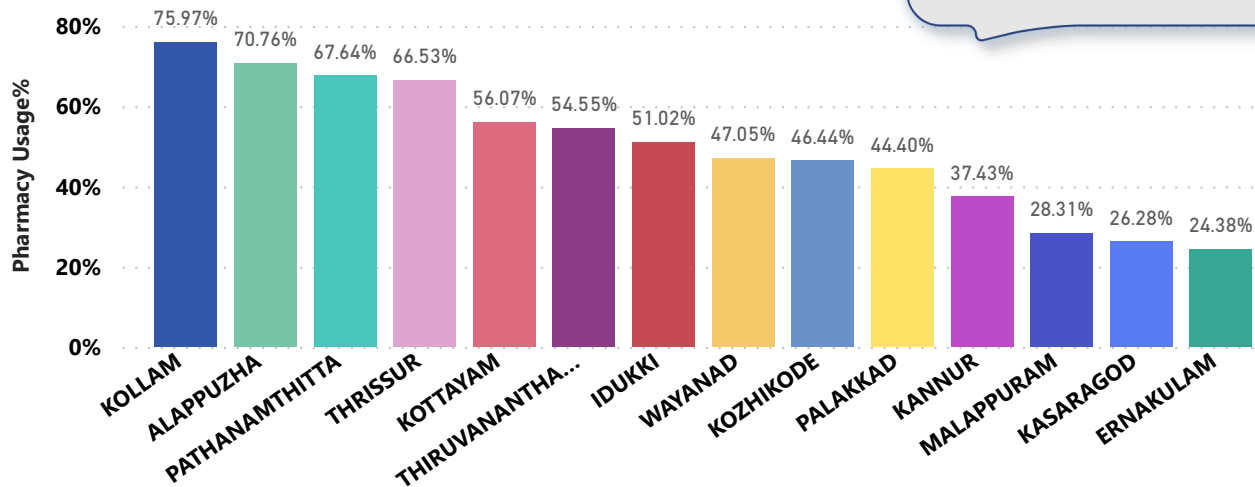
This list only includes Institutions with a minimum of 100 Total visit.

Hospital	Doctor Consultation %
Family Health Centre Kanchiyar	99.63%
Family Health Centre Kudayathur	98.77%
Family Health Centre Udumbanchola	98.20%
Family Health Centre Elamdesom	97.38%
Family Health Centre Peruvanthanam	96.60%
Family Health Centre Kumily	95.02%
Family Health Centre Mariyapuram	94.77%
Family Health Centre Karimkunnam	90.72%
Family Health Centre Kumaramangalam	89.27%
Family Health Centre Bison Valley	87.90%
Family Health Centre Rajakumary	83.31%
Family Health Centre Konnathady	72.90%
Family Health Centre Vattavada	69.98%
Family Health Centre Kamakshy	19.31%
Family Health Centre Alakode	3.33%

## 3.4 e-Health Performance - Pharmacy Usage in PHCs/FHCs

Pharmacy usage is calculated as (Pharmacy Prescription Count / Total Visits) \*100

District stands at 7th position in Pharmacy Usage with 51.02%



## Pharmacy Usage in PHCs/FHCs

This list only includes Institutions with a minimum of 100 Total visit.

Hospital	Pharmacy Usage %
Family Health Centre Udumbanchola	91.00%
Family Health Centre Mariyapuram	89.00%
Family Health Centre Elamdesom	87.00%
Family Health Centre Kanchiyar	84.00%
Family Health Centre Kudayathur	83.00%
Family Health Centre Karimkunnam	78.00%
Family Health Centre Peruvanthanam	73.00%
Family Health Centre Kumaramangalam	69.00%
Family Health Centre Vattavada	67.00%
Family Health Centre Rajakumary	44.00%
Family Health Centre Konnathady	41.00%
Family Health Centre Bison Valley	33.00%
Family Health Centre Alakode	0.00%
Family Health Centre Kamakshy	0.00%
Family Health Centre Kumily	0.00%

## 4. Status of Modules started in Hospitals

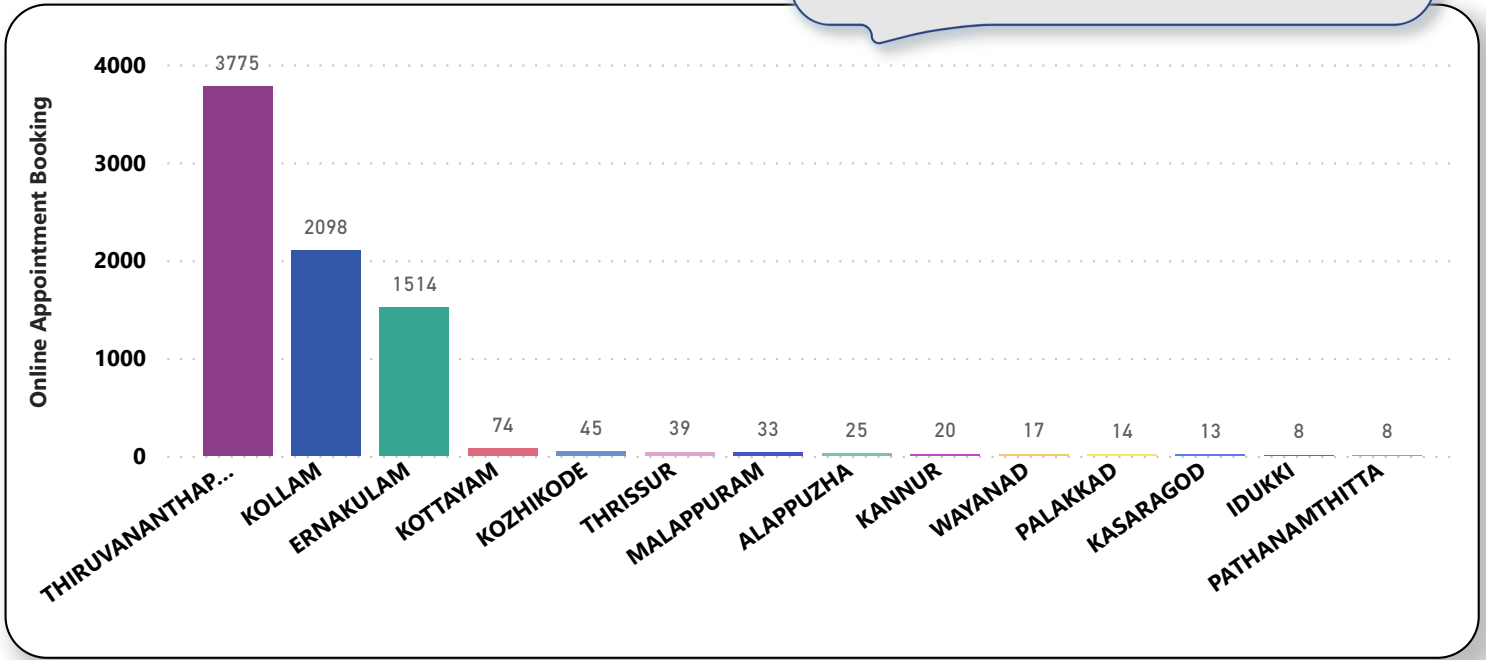
District wise status of live institutions and the count of various modules [Reception, OP Consultation, Lab, Pharmacy] started.

District Name	Live Institutions	Reception	Consultation	Lab	Pharmacy
THIRUVANANTHAPURAM	103	100 (97.1%)	85 (82.5%)	75 (72.8%)	74 (71.8%)
THRISSUR	51	41 (80.4%)	39 (76.5%)	31 (60.8%)	37 (72.5%)
MALAPPURAM	46	27 (58.7%)	19 (41.3%)	12 (26.1%)	11 (23.9%)
PALAKKAD	38	33 (86.8%)	25 (65.8%)	18 (47.4%)	15 (39.5%)
ERNAKULAM	34	24 (70.6%)	17 (50.0%)	9 (26.5%)	13 (38.2%)
KOZHIKODE	32	23 (71.9%)	17 (53.1%)	12 (37.5%)	14 (43.8%)
KANNUR	27	21 (77.8%)	18 (66.7%)	9 (33.3%)	10 (37.0%)
KOLLAM	22	22 (100.0%)	22 (100.0%)	21 (95.5%)	21 (95.5%)
KOTTAYAM	22	20 (90.9%)	20 (90.9%)	10 (45.5%)	17 (77.3%)
ALAPPUZHA	18	15 (83.3%)	14 (77.8%)	11 (61.1%)	13 (72.2%)
KASARAGOD	18	18 (100.0%)	13 (72.2%)	8 (44.4%)	11 (61.1%)
IDUKKI	16	16 (100.0%)	15 (93.8%)	12 (75.0%)	12 (75.0%)
PATHANAMTHITTA	16	14 (87.5%)	13 (81.3%)	7 (43.8%)	10 (62.5%)
WAYANAD	14	13 (92.9%)	11 (78.6%)	10 (71.4%)	10 (71.4%)
<b>Total</b>	<b>457</b>	<b>387 (84.7%)</b>	<b>328 (71.8%)</b>	<b>245 (53.6%)</b>	<b>268 (58.6%)</b>

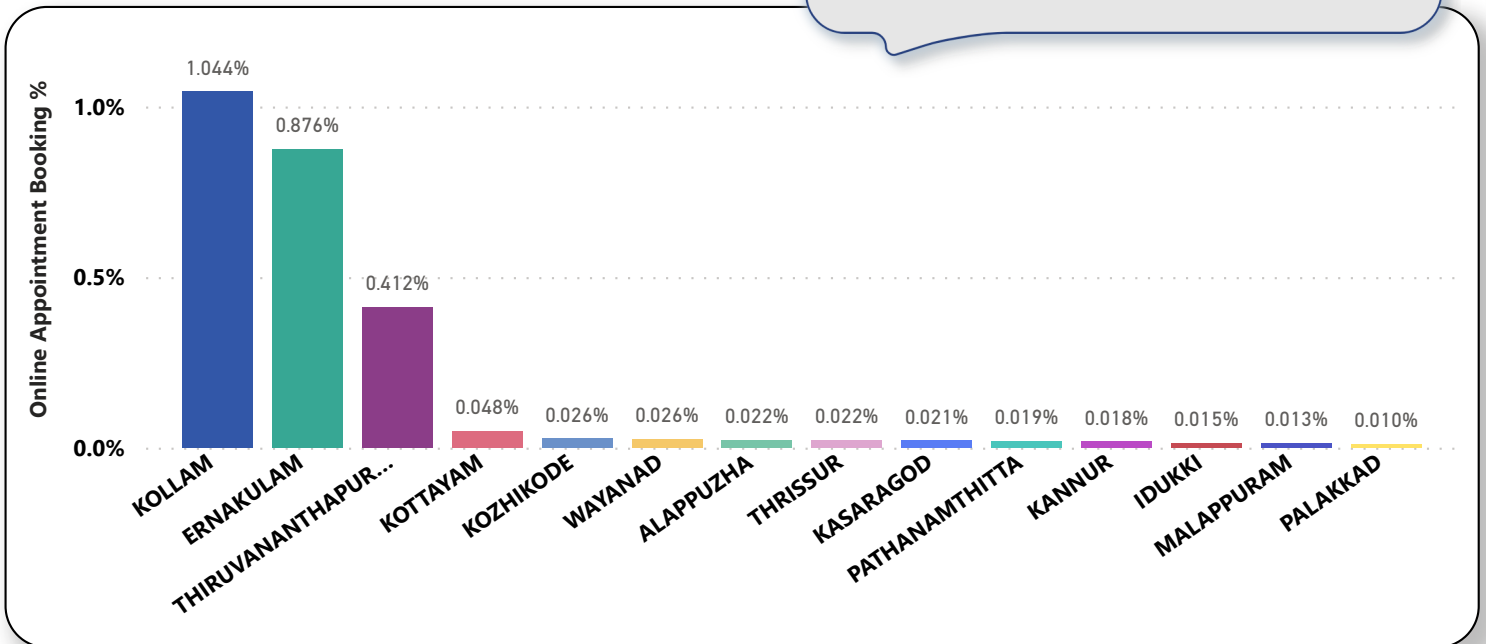


**5. Percentage of Online Appointment Booking in Hospitals**

District-wise count of Online appointments taken during the month of July '22. Idukki district stands at 13th position in the case of Online appointments.

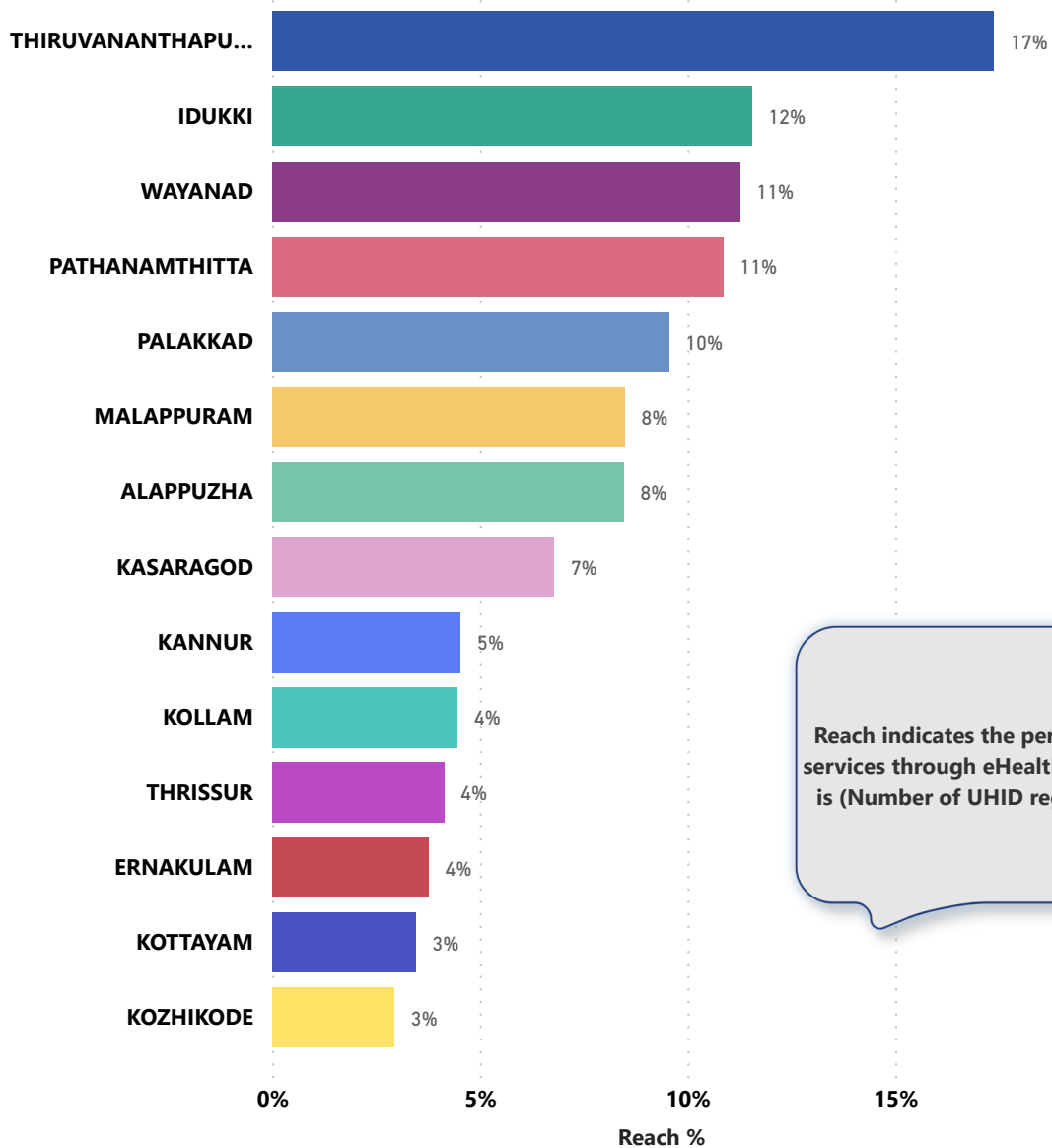


District-wise percentage of online appointment booking up on OP visits for the month of July '22. Calculation is performed as (Online Visits / OP Visits) \* 100 %.





## 6. eHealth Performance - Reach



Reach indicates the percentage of population availing services through eHealth. The formula used to calculate is  $(\text{Number of UHID registered} / \text{Population}) * 100 \%$ .

## 7. Public Health Survey Status

