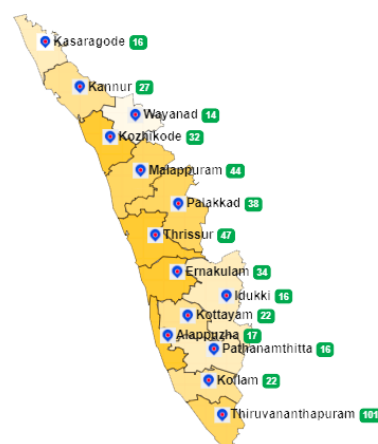


1. eHealth Kerala - Vital Statistics

Live Institutions	32
Medical College Hospitals	2
PHCs/FHCs	20
CHCs	2
DHs/GHs	1
PH Labs	0
Other(Inc Taluk Hospitals)	7



2. Highlights



- The Kozhikode district is at position 6 in overall performance ranking of districts based on PHCs/FHCs.
- Out of 20 PHCs/FHCs of the district, Reception Module started at 17 institutions.
- The district moved from position 6 to 5 in online appointment booking.



- District is at :
 - position 13 in UHID Visits(15.25%)
 - position 10 in Doctor Consultation(56.44%).
 - position 9 in Pharmacy Usage(46.44%).
- The district remains in 14th position in reach rank which indicates UHID registration proportionate to the population.
- The district is at position 13 in house survey completion(.05%) and at position 11 in member survey completion(0.02%).

3. eHealth - District Ranking Matrix Based on Performance of PHCs/FHCs

The ranking matrix showcase the district performance in providing eHealth services through PHCs/FHCs based on five different parameters. These parameters include whether the reception module is started or not, UHID Visits, Doctor Consultation, Pharmacy Usage and Lab Usage. Based on the ranking, the districts are classified into three broad categories, the best performing districts, the average performing districts and the low performing districts.

The best performing districts should strive to continue to remain in the same position, whereas the average performing as well as the low performing districts should strive to reach to the 'top four' league.

The ranking matrix for the month of July '22 is given below:

District	Rank
KOLLAM	1
ALAPPUZHA	2
IDUKKI	2
PATHANAMTHITTA	2
KOTTAYAM	3
THIRUVANANTHAPURAM	3
WAYANAD	3
THRISSUR	4
PALAKKAD	5
KOZHIKODE	6
KANNUR	7
ERNAKULAM	8
KASARAGOD	9
MALAPPURAM	10

 Best performing
 Average performing
 Low performing

3. eHealth - Institution Level Ranking of PHCs/FHCs

Hospital	Rank
Family Health Centre Moodadi	1
Family Health Centre Iringal Kottakkal	2
Family Health Centre Atholi	3
Family Health Centre Panangad	3
Family Health Centre Maruthonkara	4
Family Health Centre Ramanatukara	4
Family Health Centre Vadakara	4
Family Health Centre Ayanchery	5
Family Health Centre Puduppadi	5
Family Health Centre Arikkulam	6
Family Health Centre Thiruvambadi	6
Family Health Centre Chaliyam	7
Family Health Centre Kodiyathur	7
Family Health Centre Meppayyur	7
Family Health Centre Koodaranji	8
Family Health Centre Kunnamangalam	8
Family Health Centre Puthiyappa	8
Family Health Centre Madavoor Kozhikode	9

3.1 eHealth Performance - Reception Module

Reception Module is considered to be functional in a PHC/FHC only if the number of total visits for the month is of minimum 500.

Out of 20 PHCs/FHCs of Kozhikode district, 17 institutions started the Reception Module.

District	PHC/FHC Count	PHC/FHC with Reception	% of PHC/FHC with Reception
IDUKKI	15	15	100.00%
KOLLAM	18	18	100.00%
THIRUVANANTHAPURAM	61	60	98.00%
KOTTAYAM	20	19	95.00%
WAYANAD	13	12	92.00%
KANNUR	23	21	91.00%
KASARAGOD	16	14	88.00%
PATHANAMTHITTA	16	14	88.00%
ALAPPUZHA	15	13	87.00%
PALAKKAD	36	31	86.00%
KOZHIKODE	20	17	85.00%
THRISSUR	44	34	77.00%
ERNAKULAM	28	21	75.00%
MALAPPURAM	40	20	50.00%

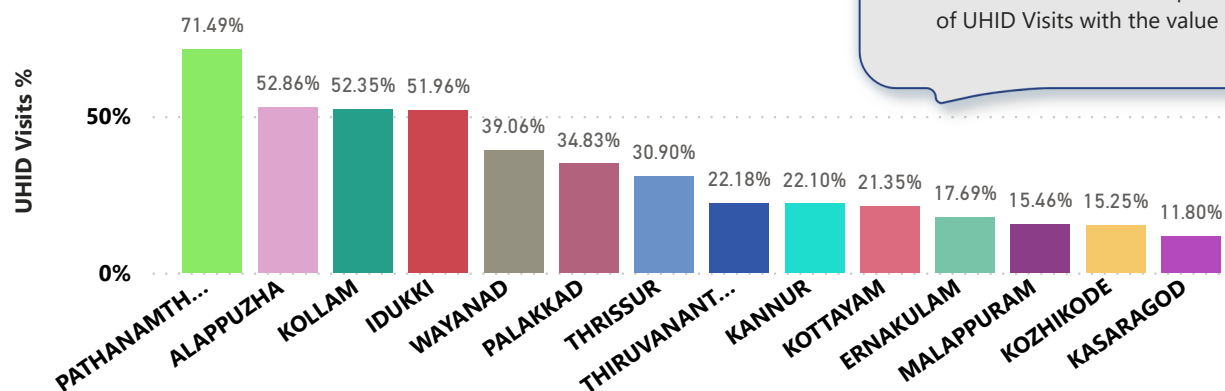
Institutions where the reception module is either not started or not using

Hospital Name

Family Health Centre Beypore
Family Health Centre Changaroth
Family Health Centre Madavoor Kozhikode

3.2 e-Health Performance - UHID Visits

UHID Visit % is calculated as (UHID Visits / Total Visit) *100

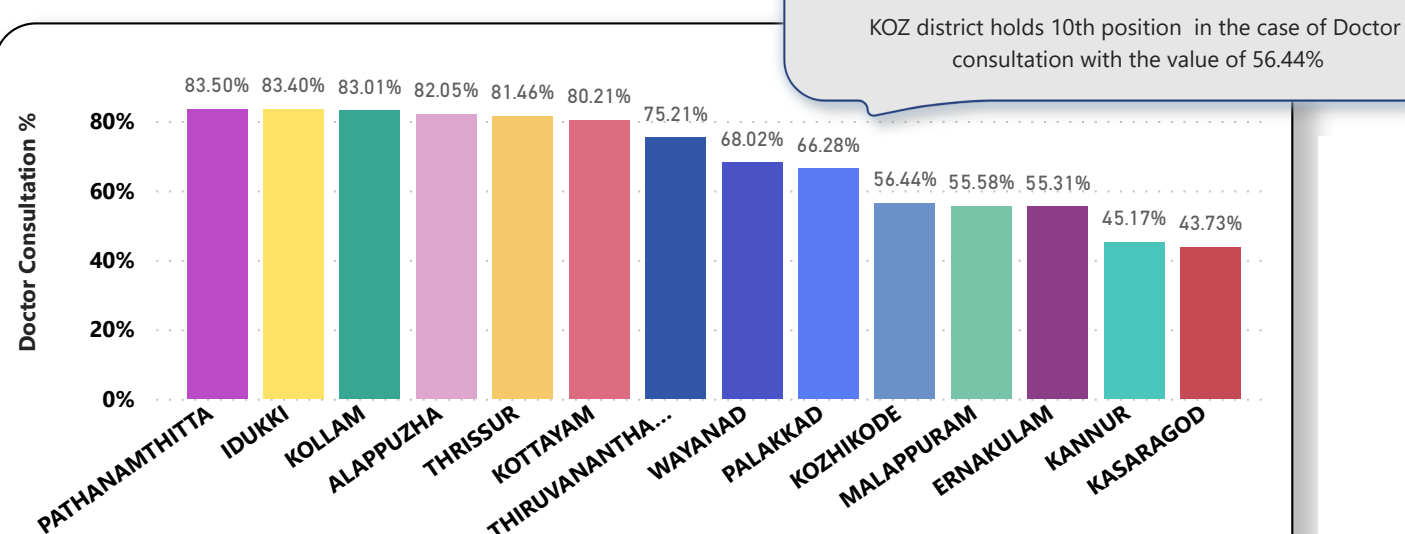


PHCs/FHCs based on UHID Visits

This list only includes Institutions with a minimum of 100 Total visit.

Hospital	UHID Visit %
Family Health Centre Moodadi	43.00%
Family Health Centre Arikkulam	36.00%
Family Health Centre Panangad	34.00%
Family Health Centre Atholi	25.00%
Family Health Centre Maruthonkara	25.00%
Family Health Centre Kodyathur	22.00%
Family Health Centre Koodaranji	17.00%
Family Health Centre Puduppadi	16.00%
Family Health Centre Thiruvambadi	14.00%
Family Health Centre Meppayyur	13.00%
Family Health Centre Ayanchery	12.00%
Family Health Centre Iringal Kottakkal	9.00%
Family Health Centre Kunnamangalam	6.00%
Family Health Centre Vadakara	3.00%
Family Health Centre Chaliyam	1.00%

3.3 e-Health Performance - Doctor Consultation



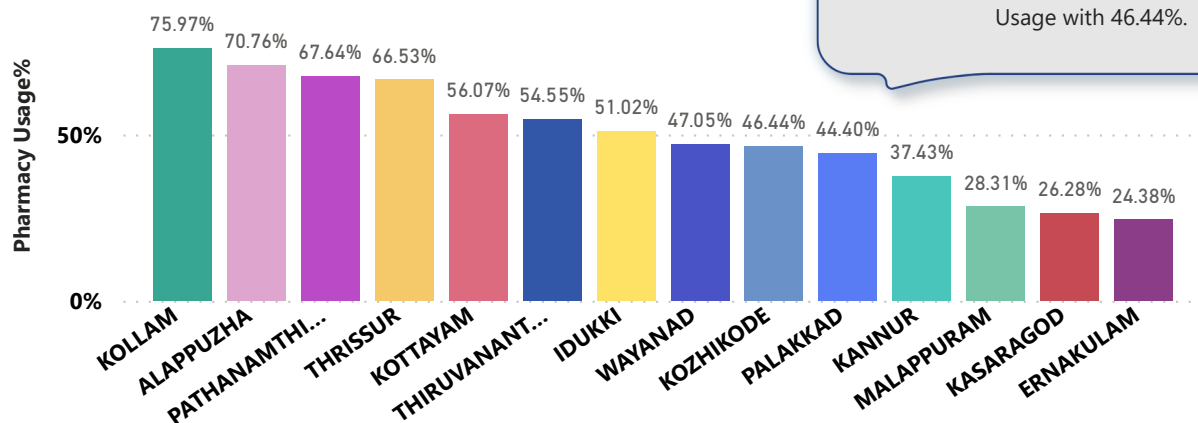
Doctor Consultation Percentage in PHCs/FHCs

This list only includes Institutions with a minimum of 100 Total visit.

Hospital	Doctor Consultation %
Family Health Centre Iringal Kottakkal	99.82%
Family Health Centre Moodadi	99.63%
Family Health Centre Atholi	99.43%
Family Health Centre Vadakara	98.22%
Family Health Centre Thiruvambadi	93.83%
Family Health Centre Maruthonkara	92.42%
Family Health Centre Ayanchery	89.01%
Family Health Centre Panangad	88.83%
Family Health Centre Puduppadi	73.10%
Family Health Centre Arikkulam	51.31%
Family Health Centre Chaliyam	35.52%
Family Health Centre Meppayyur	30.27%
Family Health Centre Kodyathur	0.00%
Family Health Centre Koodaranji	0.00%
Family Health Centre Kunnamangalam	0.00%

3.4 e-Health Performance - Pharmacy Usage in PHCs/FHCs

Pharmacy usage is calculated as (Pharmacy Prescription Count / Total Visits) *100



KOZ stands at 9 th position in Pharmacy Usage with 46.44%.

Pharmacy Usage in PHCs/FHCs

This list only includes Institutions with a minimum of 100 Total visit.

Hospital	Pharmacy Usage %
Family Health Centre Atholi	96.00%
Family Health Centre Vadakara	96.00%
Family Health Centre Iringal Kottakkal	91.00%
Family Health Centre Moodadi	89.00%
Family Health Centre Ayanchery	86.00%
Family Health Centre Maruthonkara	86.00%
Family Health Centre Panangad	72.00%
Family Health Centre Puduppadi	64.00%
Family Health Centre Arikkulam	40.00%
Family Health Centre Chaliyam	29.00%
Family Health Centre Meppayyur	16.00%
Family Health Centre Kodyathur	0.00%
Family Health Centre Koodaranji	0.00%
Family Health Centre Kunnamangalam	0.00%
Family Health Centre Thiruvambadi	0.00%

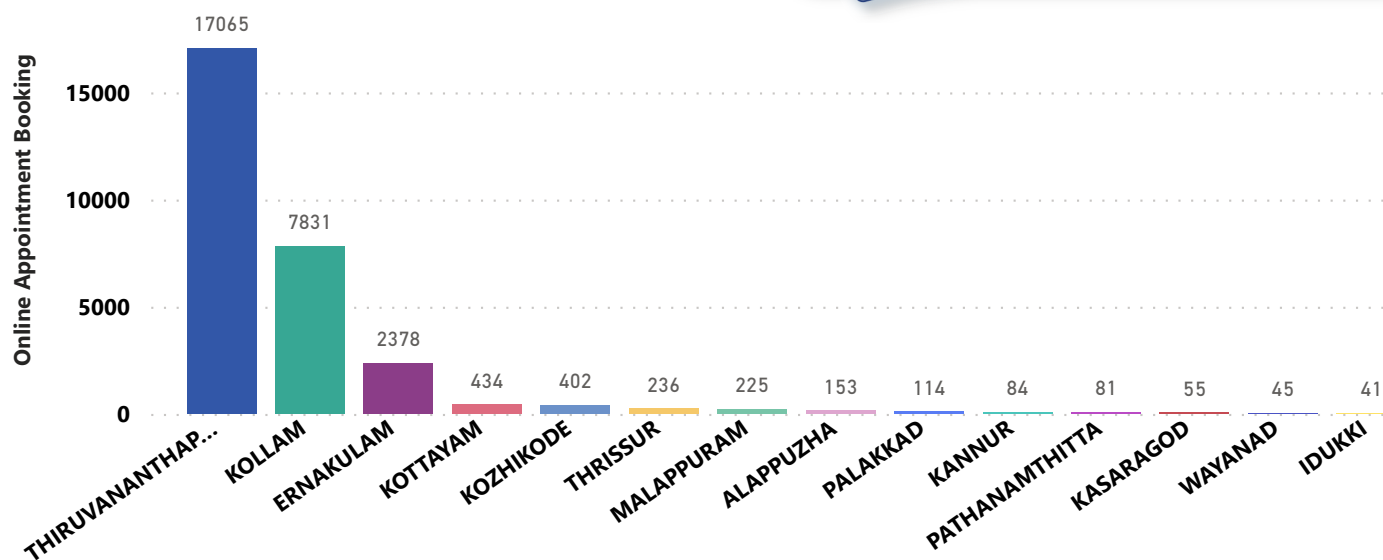
4. Status of Modules started in Hospitals

District wise status of live institutions and the count of various modules [Reception, OP Consultation, Lab, Pharmacy] started.

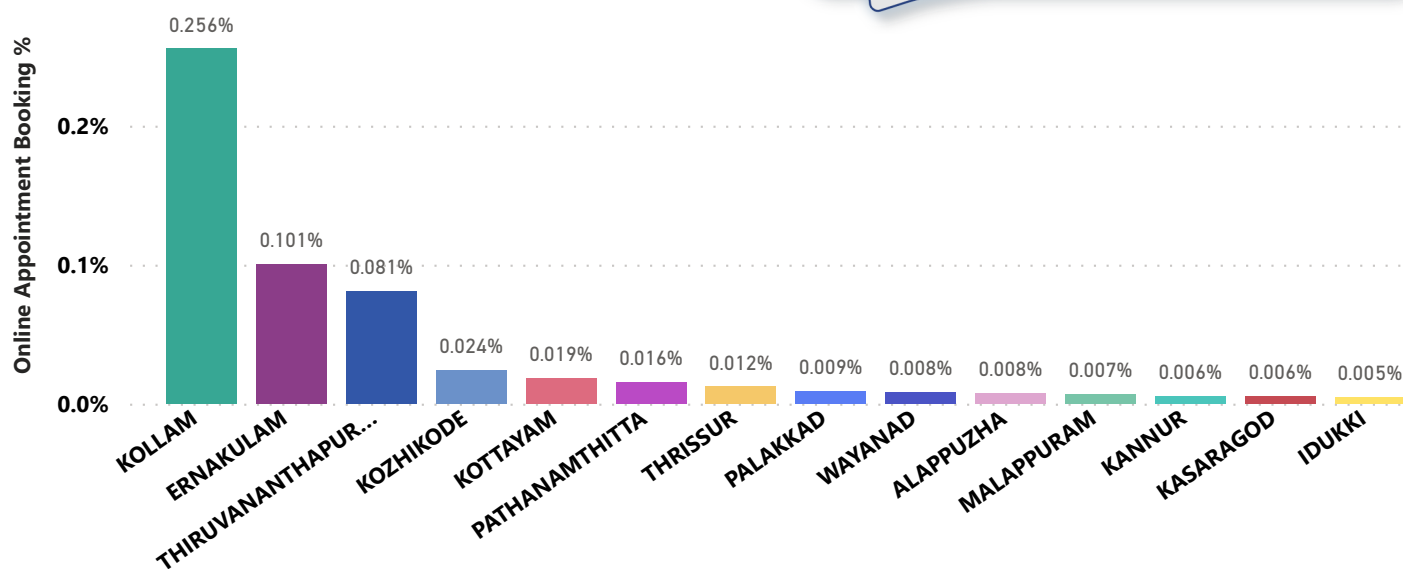
District Name	Live Institutions	Reception	Consultation	Lab	Pharmacy
THIRUVANANTHAPURAM	103	100 (97.1%)	85 (82.5%)	75 (72.8%)	74 (71.8%)
THRISSUR	51	41 (80.4%)	39 (76.5%)	31 (60.8%)	37 (72.5%)
MALAPPURAM	46	27 (58.7%)	19 (41.3%)	12 (26.1%)	11 (23.9%)
PALAKKAD	38	33 (86.8%)	25 (65.8%)	18 (47.4%)	15 (39.5%)
ERNAKULAM	34	24 (70.6%)	17 (50.0%)	9 (26.5%)	13 (38.2%)
KOZHIKODE	32	23 (71.9%)	17 (53.1%)	12 (37.5%)	14 (43.8%)
KANNUR	27	21 (77.8%)	18 (66.7%)	9 (33.3%)	10 (37.0%)
KOLLAM	22	22 (100.0%)	22 (100.0%)	21 (95.5%)	21 (95.5%)
KOTTAYAM	22	20 (90.9%)	20 (90.9%)	10 (45.5%)	17 (77.3%)
ALAPPUZHA	18	15 (83.3%)	14 (77.8%)	11 (61.1%)	13 (72.2%)
KASARAGOD	18	18 (100.0%)	13 (72.2%)	8 (44.4%)	11 (61.1%)
IDUKKI	16	16 (100.0%)	15 (93.8%)	12 (75.0%)	12 (75.0%)
PATHANAMTHITTA	16	14 (87.5%)	13 (81.3%)	7 (43.8%)	10 (62.5%)
WAYANAD	14	13 (92.9%)	11 (78.6%)	10 (71.4%)	10 (71.4%)
Total	457	387 (84.7%)	328 (71.8%)	245 (53.6%)	268 (58.6%)

5. Percentage of Online Appointment Booking in Hospitals

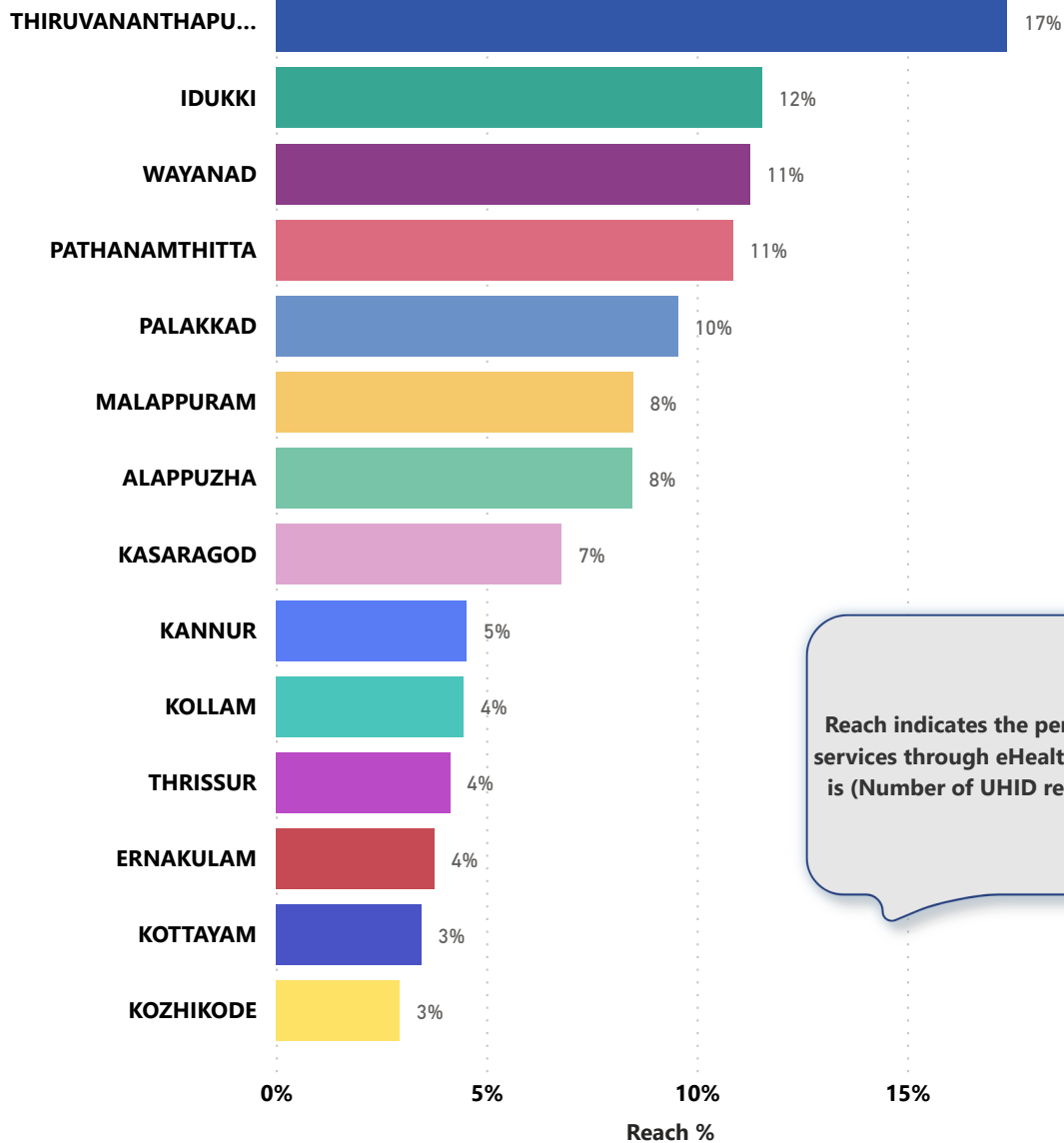
District-wise count of Online appointments taken during the month of July '22. KOZ moved from position 6 to position 5 in the case of Online appointments.



District-wise percentage of online appointment booking up on OP visits for the month of July '22. Calculation is performed as (Online Visits / OP Visits) * 100 %.



6. eHealth Performance - Reach



Reach indicates the percentage of population availing services through eHealth. The formula used to calculate is $(\text{Number of UHID registered} / \text{Population}) * 100 \%$.

7. Public Health Survey Status

