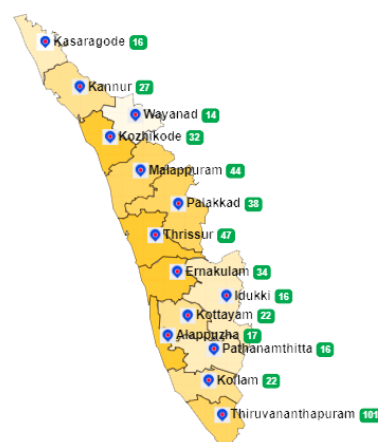


1. eHealth Kerala - Vital Statistics

Live Institutions	27
Medical College Hospitals	0
PHCs/FHCs	23
CHCs	0
DHs/GHs	0
PH Labs	0
Other(Inc Taluk Hospitals)	4



2. Highlights



- Out of 23 PHCs /FHCs ,Reception module started at 21 PHCs/FHCs of the district.
- The district moved from position 13 to 10 in online appointment booking.
- The district is at position 4 in house survey completion(30.91%) and at position 3 in member survey completion(0.63%).



- The Kannur district is at position 7 in overall performance ranking of districts based on PHCs/FHCs.
- District is at :
 - position 9 in UHID Visits (22.10%).
 - position 13 in Doctor Consultation(45.17%).
 - position 11 in Pharmacy Usage(37.43%).
- The district remains in 9th position in reach rank which indicates UHID registration proportionate to the population.

3. eHealth - District Ranking Matrix Based on Performance of PHCs/FHCs

The ranking matrix showcase the district performance in providing eHealth services through PHCs/FHCs based on five different parameters. These parameters include whether the reception module is started or not, UHID Visits, Doctor Consultation, Pharmacy Usage and Lab Usage. Based on the ranking, the districts are classified into three broad categories, the best performing districts, the average performing districts and the low performing districts.

The best performing districts should strive to continue to remain in the same position, whereas the average performing as well as the low performing districts should strive to reach to the 'top four' league.

The ranking matrix for the month of July '22 is given below:

District	Rank
KOLLAM	1
ALAPPUZHA	2
IDUKKI	2
PATHANAMTHITTA	2
KOTTAYAM	3
THIRUVANANTHAPURAM	3
WAYANAD	3
THRISSUR	4
PALAKKAD	5
KOZHIKODE	6
KANNUR	7
ERNAKULAM	8
KASARAGOD	9
MALAPPURAM	10

 Best performing
 Average performing
 Low performing

3. eHealth - Institution Level Ranking of PHCs/FHCs

Hospital	Rank
Family Health Centre Alakode Therthalli	1
Family Health Centre Kankol Alappadamba	1
Family Health Centre Malappattam	2
Family Health Centre Cheruthazham	3
Family Health Centre Munderi	3
Family Health Centre Thillenkerry	3
Family Health Centre Kottiyoor	4
Family Health Centre Valapattanam	4
Family Health Centre Kadirur	5
Family Health Centre Anjarakkandy	6
Family Health Centre Cherukunnu Thara	7
Family Health Centre Eramam Kuttur	7
Family Health Centre Kalliassery	7
Family Health Centre Morazha Fisheries	7
Family Health Centre Pulingome	7
Family Health Centre Ramanthali	7
Family Health Centre Chirakkal	8
Family Health Centre Muzhappilangad	8
Family Health Centre Narath	8
Family Health Centre Pattiam	8
Family Health Centre Pattuvam	8

3.1 eHealth Performance - Reception Module

Reception Module is considered to be functional in a PHC/FHC only if the number of total visits for the month is of minimum 500.

Out of 23 PHCs/FHCs of Kannur district 21 institutions started the Reception Module.

District	PHC/FHC Count	PHC/FHC with Reception	% of PHC/FHC with Reception
IDUKKI	15	15	100.00%
KOLLAM	18	18	100.00%
THIRUVANANTHAPURAM	61	60	98.00%
KOTTAYAM	20	19	95.00%
WAYANAD	13	12	92.00%
KANNUR	23	21	91.00%
KASARAGOD	16	14	88.00%
PATHANAMTHITTA	16	14	88.00%
ALAPPUZHA	15	13	87.00%
PALAKKAD	36	31	86.00%
KOZHIKODE	20	17	85.00%
THRISSUR	43	34	79.00%
ERNAKULAM	28	21	75.00%
MALAPPURAM	39	20	51.00%

Institutions where the reception module is either not started or not using

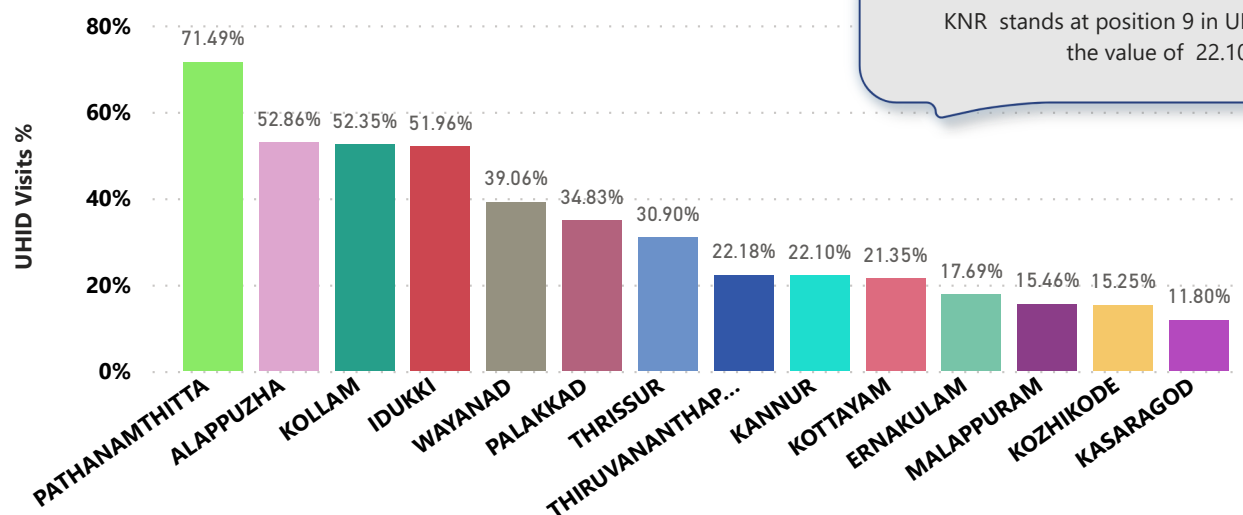
Hospital Name

Family Health Centre Koodali

Family Health Centre Mattool

3.2 e-Health Performance - UHID Visits

UHID Visit % is calculated as $(\text{UHID Visits} / \text{Total Visit}) * 100$

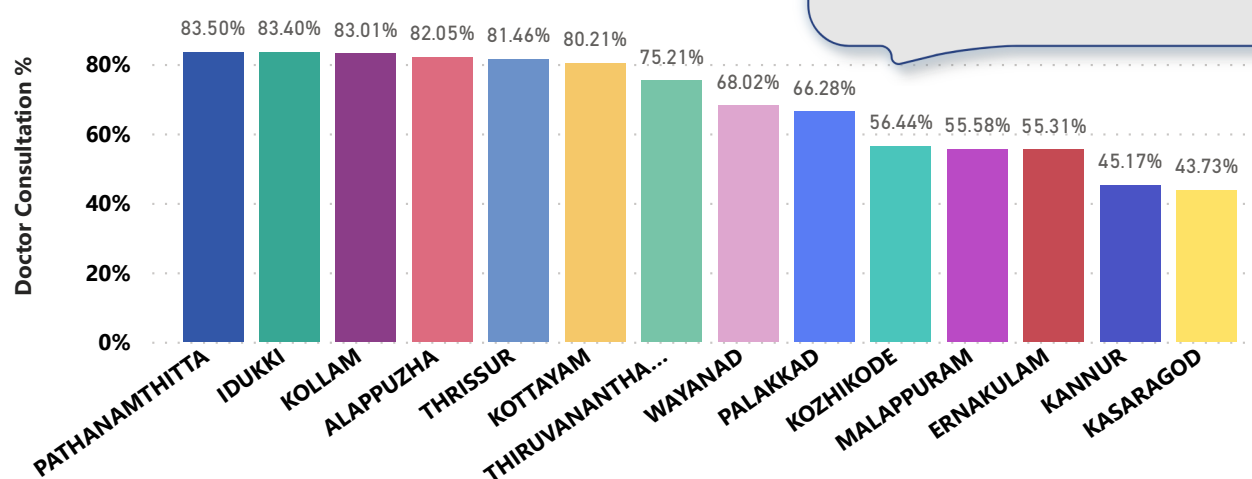


PHCs/FHCs based on UHID Visits

Hospital	UHID Visit %
Family Health Centre Malappattam	46.00%
Family Health Centre Anjarakkandy	41.00%
Family Health Centre Kottiyoor	38.00%
Family Health Centre Alakode Therthalli	35.00%
Family Health Centre Pulingome	32.00%
Family Health Centre Eramam Kuttur	30.00%
Family Health Centre Ramanthali	30.00%
Family Health Centre Kankol Alappadamba	28.00%
Family Health Centre Kalliassery	26.00%
Family Health Centre Cherukunnu Thara	24.00%
Family Health Centre Morazha Fisheries	23.00%
Family Health Centre Narath	19.00%
Family Health Centre Pattuvam	19.00%
Family Health Centre Valapattanam	19.00%
Family Health Centre Chirakkal	16.00%
Family Health Centre Cheruthazham	15.00%
Family Health Centre Kadirur	15.00%
Family Health Centre Munderi	10.00%
Family Health Centre Pattiam	8.00%
Family Health Centre Muzhappilangad	6.00%
Family Health Centre Thillenkerry	6.00%

This list only includes Institutions with a minimum of 100 Total visit.

3.3 e-Health Performance - Doctor Consultation



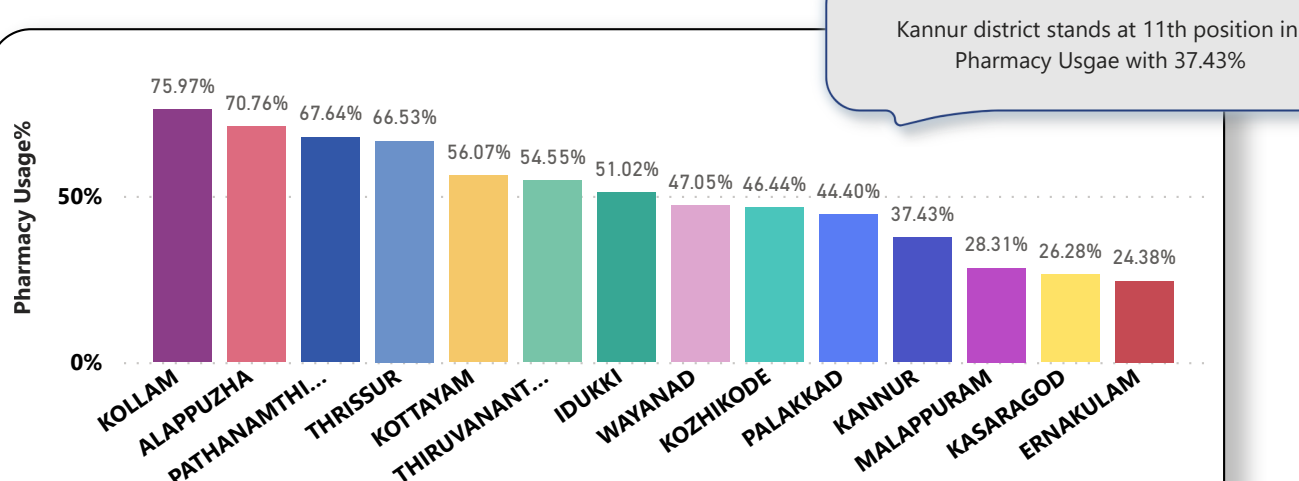
Doctor Consultation Percentage in PHCs/FHCs

Hospital	Doctor Consultation %
Family Health Centre Kankol Alappadamba	99.86%
Family Health Centre Munderi	99.64%
Family Health Centre Alakode Therthalli	99.63%
Family Health Centre Thillenkerry	96.56%
Family Health Centre Valappattanam	95.97%
Family Health Centre Cheruthazham	94.67%
Family Health Centre Malappattam	94.16%
Family Health Centre Kottiyoor	84.74%
Family Health Centre Kadirur	78.54%
Family Health Centre Ramanthali	16.93%
Family Health Centre Pattiam	8.05%
Family Health Centre Kalliassery	6.15%
Family Health Centre Pattuvam	5.75%
Family Health Centre Pulingome	3.74%
Family Health Centre Muzhappilangad	0.71%
Family Health Centre Anjarakkandy	0.00%
Family Health Centre Cherukunnu Thara	0.00%
Family Health Centre Chirakkal	0.00%
Family Health Centre Eramam Kuttur	0.00%
Family Health Centre Morazha Fisheries	0.00%
Family Health Centre Narath	0.00%

This list only includes Institutions with a minimum of 100 Total visit.

3.4 e-Health Performance - Pharmacy Usage in PHCs/FHCs

Pharmacy usage is calculated as (Pharmacy Prescription Count / Total Visits) *100



Pharmacy Usage in PHCs/FHCs

Hospital	Pharmacy Usage %
Family Health Centre Alakode Therthalli	89.00%
Family Health Centre Kankol Alappadamba	89.00%
Family Health Centre Munderi	89.00%
Family Health Centre Thillenkerri	89.00%
Family Health Centre Malappattam	88.00%
Family Health Centre Cheruthazham	82.00%
Family Health Centre Kottiyoor	78.00%
Family Health Centre Valappattanam	75.00%
Family Health Centre Kadirur	54.00%
Family Health Centre Kalliassery	1.00%
Family Health Centre Anjarakkandy	0.00%
Family Health Centre Cherukunnu Thara	0.00%
Family Health Centre Chirakkal	0.00%
Family Health Centre Eramam Kuttur	0.00%
Family Health Centre Morazha Fisheries	0.00%
Family Health Centre Muzhappilangad	0.00%
Family Health Centre Narath	0.00%
Family Health Centre Pattiam	0.00%
Family Health Centre Pattuvam	0.00%
Family Health Centre Pulingome	0.00%
Family Health Centre Ramanthali	0.00%

This list only includes Institutions with a minimum of 100 Total visit.

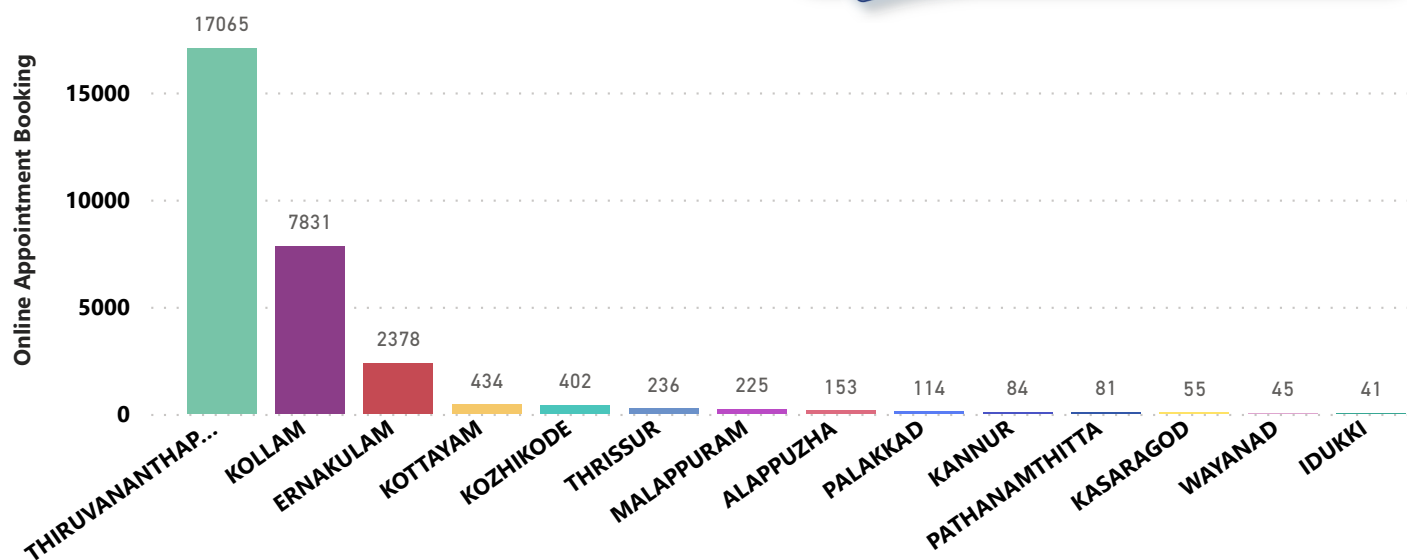
4. Status of Modules started in Hospitals

District wise status of live institutions and the count of various modules [Reception, OP Consultation, Lab, Pharmacy] started.

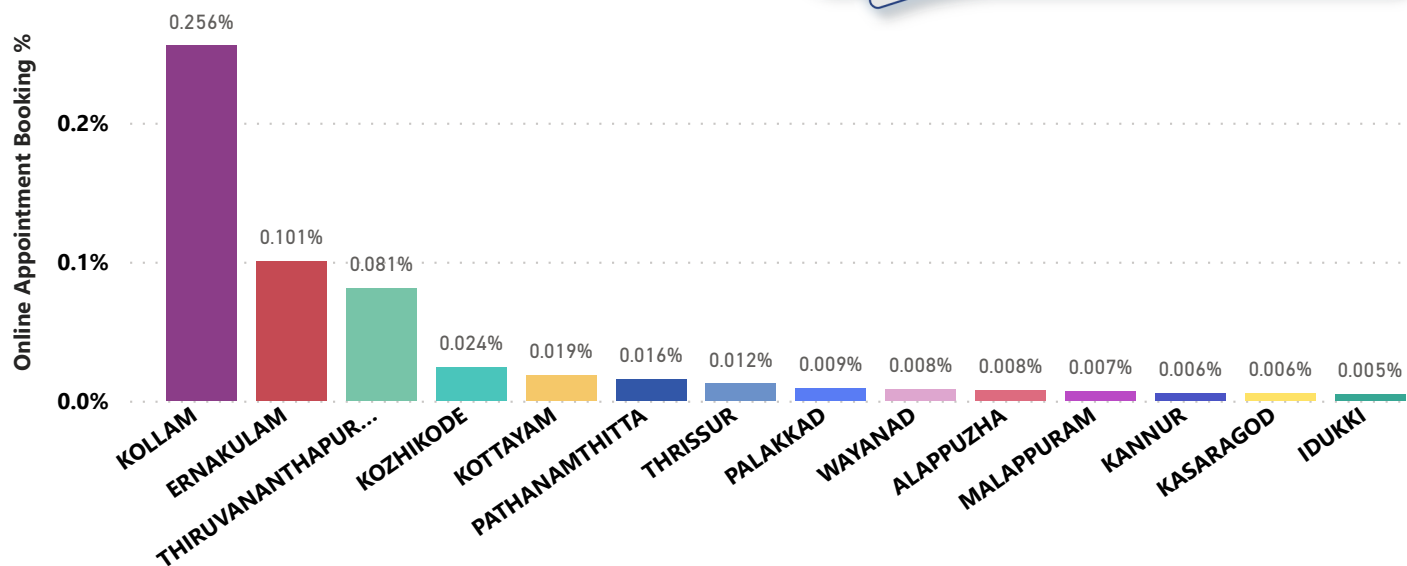
District Name	Live Institutions	Reception	Consultation	Lab	Pharmacy
THIRUVANANTHAPURAM	103	100 (97.1%)	85 (82.5%)	75 (72.8%)	74 (71.8%)
THRISSUR	50	41 (82.%)	39 (78.%)	31 (62.%)	37 (74.%)
MALAPPURAM	45	27 (60.%)	19 (42.2%)	12 (26.7%)	11 (24.4%)
PALAKKAD	38	33 (86.8%)	25 (65.8%)	18 (47.4%)	15 (39.5%)
ERNAKULAM	34	24 (70.6%)	17 (50.%)	9 (26.5%)	13 (38.2%)
KOZHIKODE	32	23 (71.9%)	17 (53.1%)	12 (37.5%)	14 (43.8%)
KANNUR	27	21 (77.8%)	18 (66.7%)	9 (33.3%)	10 (37.%)
KOLLAM	22	22 (100.%)	22 (100.%)	21 (95.5%)	21 (95.5%)
KOTTAYAM	22	20 (90.9%)	20 (90.9%)	10 (45.5%)	17 (77.3%)
ALAPPUZHA	18	15 (83.3%)	14 (77.8%)	11 (61.1%)	13 (72.2%)
KASARAGOD	18	18 (100.%)	13 (72.2%)	8 (44.4%)	11 (61.1%)
IDUKKI	16	16 (100.%)	15 (93.8%)	12 (75.%)	12 (75.%)
PATHANAMTHITTA	16	14 (87.5%)	13 (81.3%)	7 (43.8%)	10 (62.5%)
WAYANAD	14	13 (92.9%)	11 (78.6%)	10 (71.4%)	10 (71.4%)
Total	455	387 (85.1%)	328 (72.1%)	245 (53.8%)	268 (58.9%)

5. Percentage of Online Appointment Booking in Hospitals

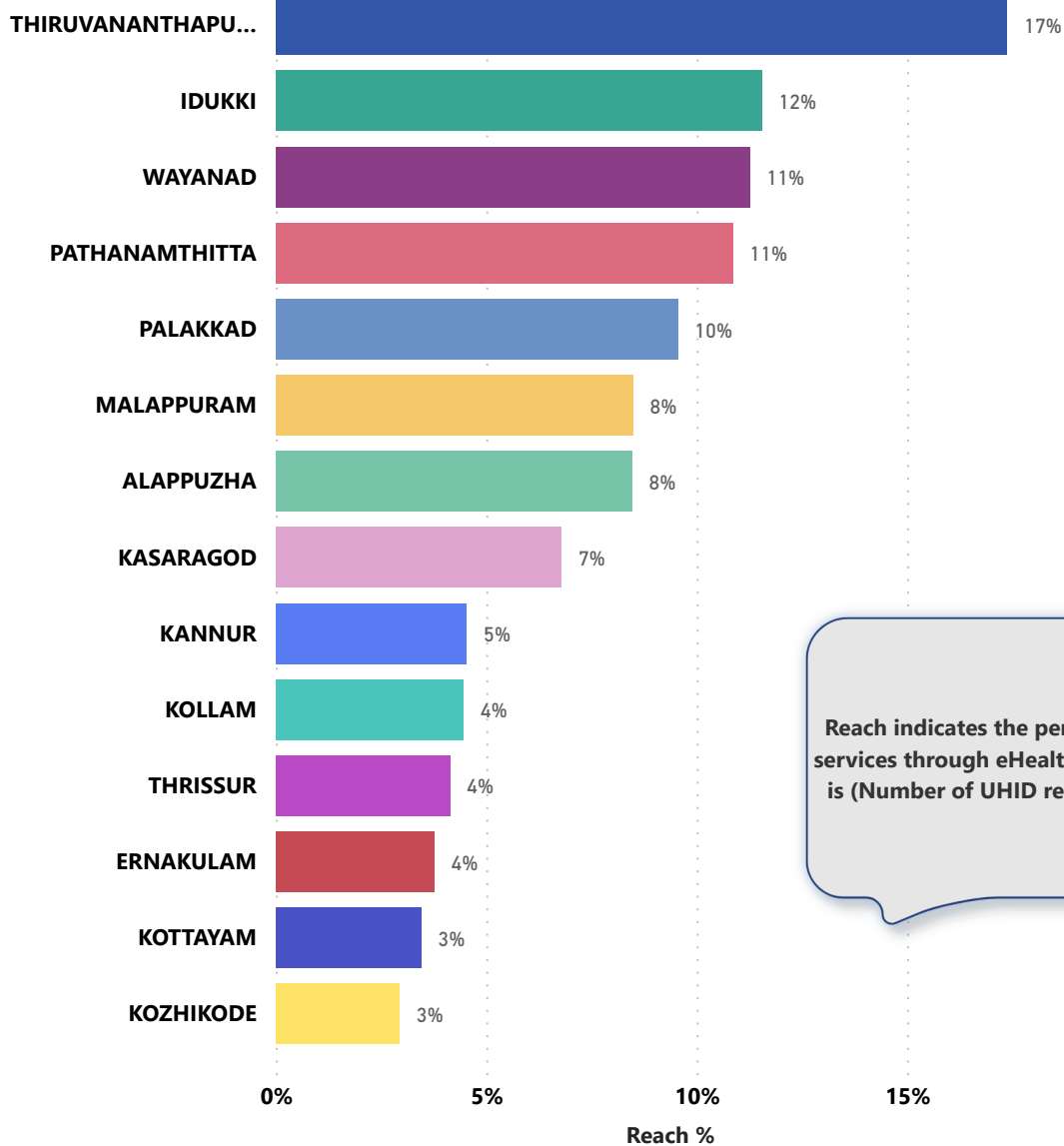
District-wise count of Online appointments taken during the month of July '22. KNR district holds 10th position in Online appointments.



District-wise percentage of online appointment booking up on OP visits for the month of July '22. Calculation is performed as (Online Visits / OP Visits) * 100 %.



6. eHealth Performance - Reach



Reach indicates the percentage of population availing services through eHealth. The formula used to calculate is $(\text{Number of UHID registered} / \text{Population}) * 100 \%$.

7. Public Health Survey Status

