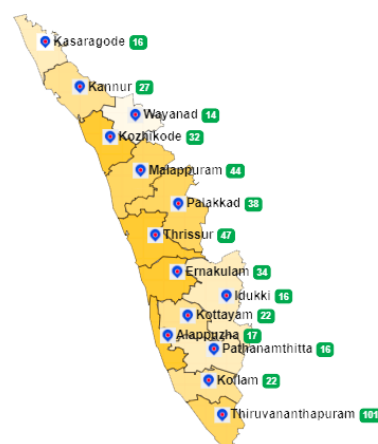


1. eHealth Kerala - Vital Statistics

Live Institutions	18
Medical College Hospitals	0
PHCs/FHCs	16
CHCs	0
DHs/GHs	0
PH Labs	0
Other(Inc Taluk Hospitals)	2



2. Highlights



- eHealth rolled out in 2 new institutions during the month of July '22.
- Out of 16 PHCs /FHCs ,Reception module started at 14 PHCs/FHCs of the district.



- The Kasaragod district is at position 9 in overall performance ranking of districts based on PHCs/FHCs.
- District is at :
 - position 14 in UHID Visits (11.80%).
 - position 14 in Doctor Consultation(43.73%).
 - position 13 in Pharmacy Usage(26.28%).
- The district remains in 8th position in reach rank which indicates UHID registration proportionate to the population.
- The district remains at position 12 in online appointment booking.
- The district is at position 7 in house survey completion(2.27%) and at position 4 in member survey completion(0.15%).

3. eHealth - District Ranking Matrix Based on Performance of PHCs/FHCs

The ranking matrix showcase the district performance in providing eHealth services through PHCs/FHCs based on five different parameters. These parameters include whether the reception module is started or not, UHID Visits, Doctor Consultation, Pharmacy Usage and Lab Usage. Based on the ranking, the districts are classified into three broad categories, the best performing districts, the average performing districts and the low performing districts.

The best performing districts should strive to continue to remain in the same position, whereas the average performing as well as the low performing districts should strive to reach to the 'top four' league.

The ranking matrix for the month of July '22 is given below:

District	Rank
KOLLAM	1
ALAPPUZHA	2
IDUKKI	2
PATHANAMTHITTA	2
KOTTAYAM	3
THIRUVANANTHAPURAM	3
WAYANAD	3
THRISSUR	4
PALAKKAD	5
KOZHIKODE	6
KANNUR	7
ERNAKULAM	8
KASARAGOD	9
MALAPPURAM	10

 Best performing
 Average performing
 Low performing

3. eHealth - Institution Level Ranking of PHCs/FHCs

Hospital	Rank
Family Health Centre Mulleriya	1
Family Health Centre Udumbanthala	2
Family Health Centre Ajanur	3
Family Health Centre Ennappara	3
Family Health Centre Kumbadaje	4
Family Health Centre Belloor	5
Family Health Centre Narkilakkad	5
Family Health Centre Perla	5
Family Health Centre Valiyaparamaba	5
Family Health Centre Chattanchal	6
Family Health Centre Karindalam	6
Family Health Centre Kayyur	6
Family Health Centre Mogralputhur	6
Family Health Centre Udma	6
Family Health Centre Panathur	7

3.1 eHealth Performance - Reception Module

Reception Module is considered to be functional in a PHC/FHC only if the number of total visits for the month is of minimum 500.

Out of 16 PHCs/FHCs of Kasaragod district
14 institutions started the Reception
Module.

District	PHC/FHC Count	PHC/FHC with Reception	% of PHC/FHC with Reception
IDUKKI	15	15	100.00%
KOLLAM	18	18	100.00%
THIRUVANANTHAPURAM	61	60	98.00%
KOTTAYAM	20	19	95.00%
WAYANAD	13	12	92.00%
KANNUR	23	21	91.00%
KASARAGOD	16	14	88.00%
PATHANAMTHITTA	16	14	88.00%
ALAPPUZHA	15	13	87.00%
PALAKKAD	36	31	86.00%
KOZHIKODE	20	17	85.00%
THRISSUR	44	34	77.00%
ERNAKULAM	28	21	75.00%
MALAPPURAM	40	20	50.00%

Institutions where the reception module
is either not started or not using

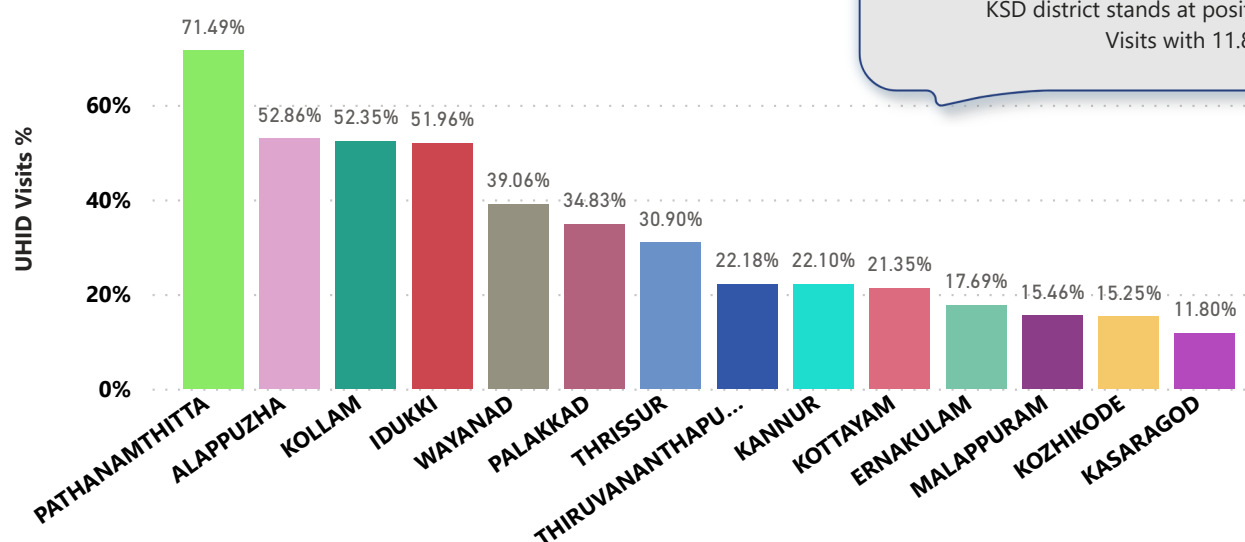
Hospital Name

Family Health Centre Pallikere

Family Health Centre Panathur

3.2 e-Health Performance - UHID Visits

UHID Visit % is calculated as (UHID Visits / Total Visit) *100



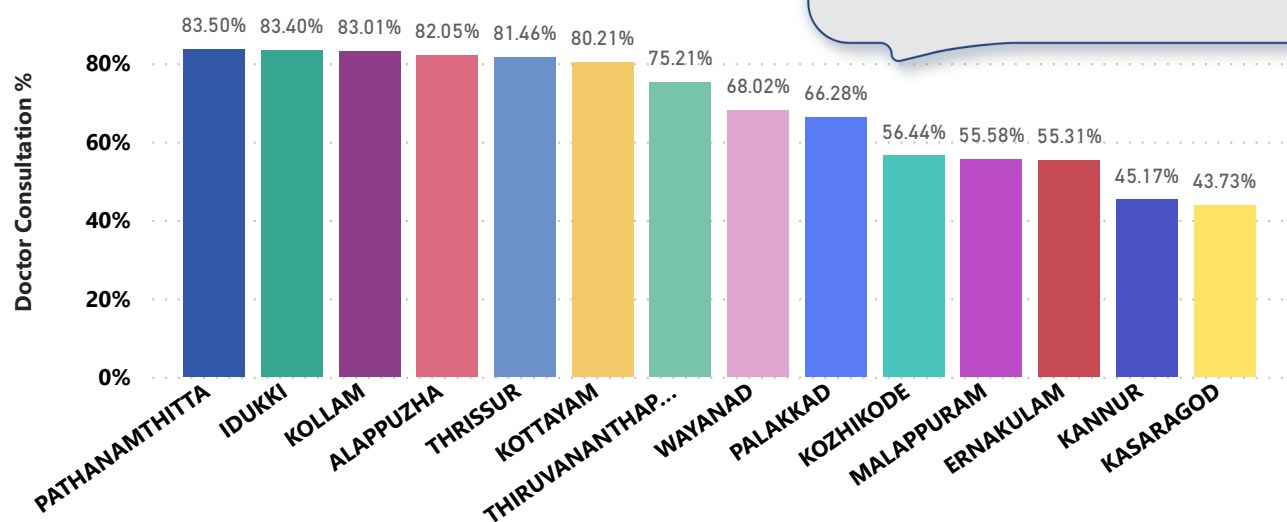
PHCs/FHCs based on UHID Visits

This list only includes Institutions with a minimum of 100 Total visit.

Hospital	UHID Visit %
Family Health Centre Ennappara	43.00%
Family Health Centre Narkilakkad	33.00%
Family Health Centre Mulleriya	19.00%
Family Health Centre Valiyaparamaba	17.00%
Family Health Centre Ajanur	15.00%
Family Health Centre Udumbanthala	12.00%
Family Health Centre Kayyur	8.00%
Family Health Centre Karindalam	7.00%
Family Health Centre Udma	6.00%
Family Health Centre Chattanchal	3.00%
Family Health Centre Mogralputhur	3.00%

3.3 e-Health Performance - Doctor Consultation

Kasaragod district stands at the position 14 in Doctor Consultation with 43.73%



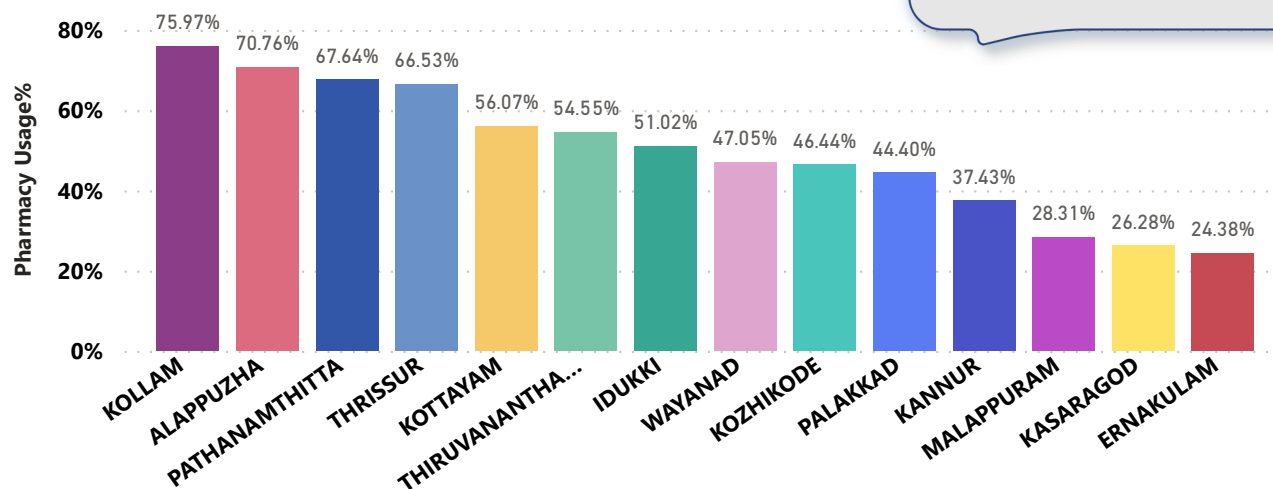
Doctor Consultation Percentage in PHCs/FHCs

This list only includes Institutions with a minimum of 100 Total visit.

Hospital	Doctor Consultation %
Family Health Centre Mulleriya	96.79%
Family Health Centre Ajanur	89.66%
Family Health Centre Udumbanthala	85.42%
Family Health Centre Ennappara	65.95%
Family Health Centre Valiyaparamaba	58.49%
Family Health Centre Chattanchal	36.90%
Family Health Centre Udma	34.09%
Family Health Centre Karindalam	4.93%
Family Health Centre Mogralputhur	3.07%
Family Health Centre Narkilakkad	0.45%
Family Health Centre Kayyur	0.00%

3.4 e-Health Performance - Pharmacy Usage in PHCs/FHCs

Pharmacy usage is calculated as (Pharmacy Prescription Count / Total Visits) *100



Kasaragod district stands at 13th position in Pharmacy Usage with 26.28%

Pharmacy Usage in PHCs/FHCs

This list only includes Institutions with a minimum of 100 Total visit.

Hospital	Pharmacy Usage %
Family Health Centre Mulleriya	86.00%
Family Health Centre Udumbanthala	74.00%
Family Health Centre Ajanur	64.00%
Family Health Centre Ennappara	57.00%
Family Health Centre Chattanchal	27.00%
Family Health Centre Udma	9.00%
Family Health Centre Karindalam	3.00%
Family Health Centre Mogralthur	1.00%
Family Health Centre Kayyur	0.00%
Family Health Centre Narkilakkad	0.00%
Family Health Centre Valiyaparamba	0.00%

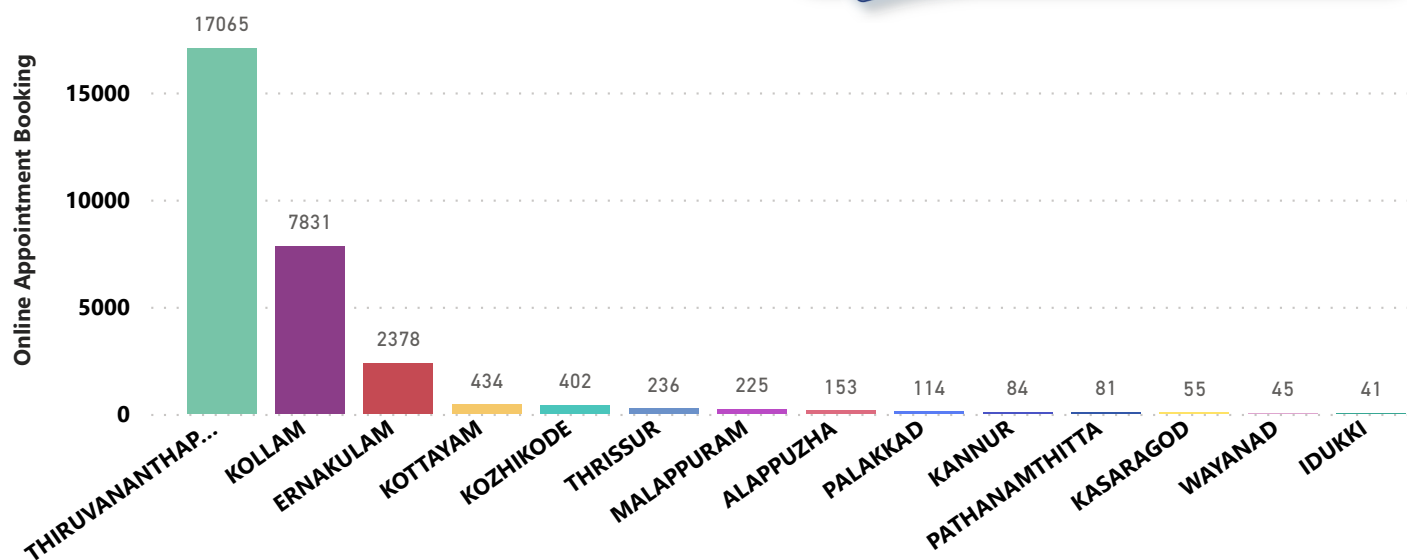
4. Status of Modules started in Hospitals

District wise status of live institutions and the count of various modules [Reception, OP Consultation, Lab, Pharmacy] started.

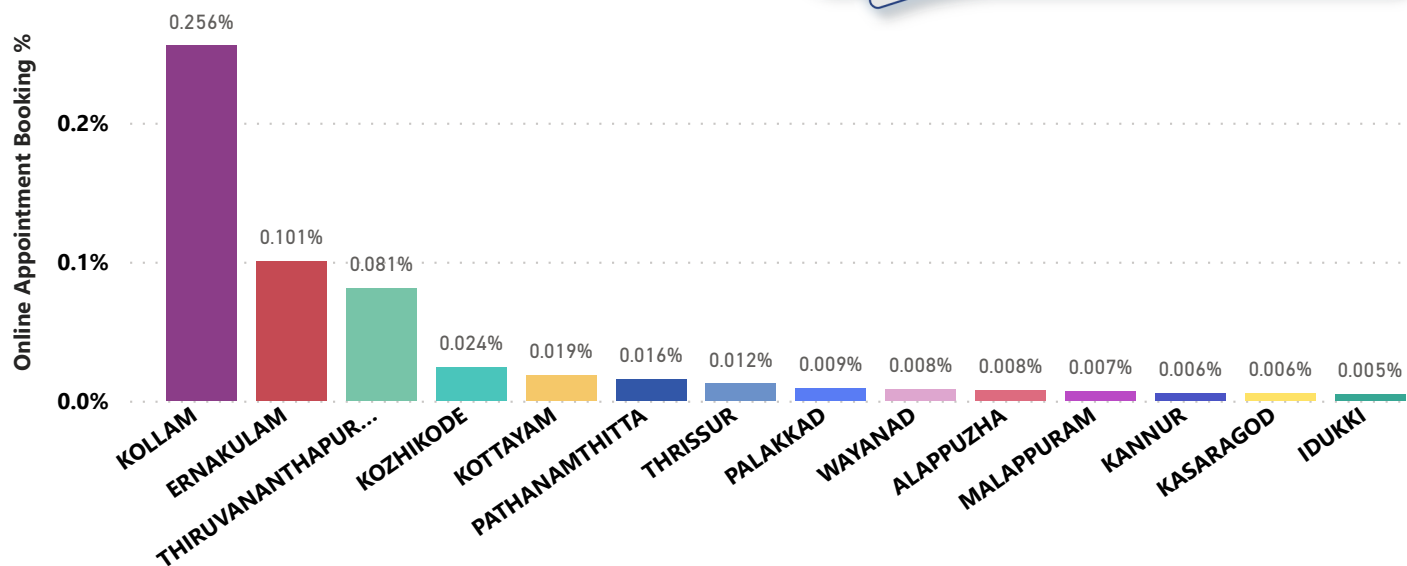
District Name	Live Institutions	Reception	Consultation	Lab	Pharmacy
THIRUVANANTHAPURAM	103	100 (97.1%)	85 (82.5%)	75 (72.8%)	74 (71.8%)
THRISSUR	51	41 (80.4%)	39 (76.5%)	31 (60.8%)	37 (72.5%)
MALAPPURAM	46	27 (58.7%)	19 (41.3%)	12 (26.1%)	11 (23.9%)
PALAKKAD	38	33 (86.8%)	25 (65.8%)	18 (47.4%)	15 (39.5%)
ERNAKULAM	34	24 (70.6%)	17 (50.0%)	9 (26.5%)	13 (38.2%)
KOZHIKODE	32	23 (71.9%)	17 (53.1%)	12 (37.5%)	14 (43.8%)
KANNUR	27	21 (77.8%)	18 (66.7%)	9 (33.3%)	10 (37.0%)
KOLLAM	22	22 (100.0%)	22 (100.0%)	21 (95.5%)	21 (95.5%)
KOTTAYAM	22	20 (90.9%)	20 (90.9%)	10 (45.5%)	17 (77.3%)
ALAPPUZHA	18	15 (83.3%)	14 (77.8%)	11 (61.1%)	13 (72.2%)
KASARAGOD	18	18 (100.0%)	13 (72.2%)	8 (44.4%)	11 (61.1%)
IDUKKI	16	16 (100.0%)	15 (93.8%)	12 (75.0%)	12 (75.0%)
PATHANAMTHITTA	16	14 (87.5%)	13 (81.3%)	7 (43.8%)	10 (62.5%)
WAYANAD	14	13 (92.9%)	11 (78.6%)	10 (71.4%)	10 (71.4%)
Total	457	387 (84.7%)	328 (71.8%)	245 (53.6%)	268 (58.6%)

5. Percentage of Online Appointment Booking in Hospitals

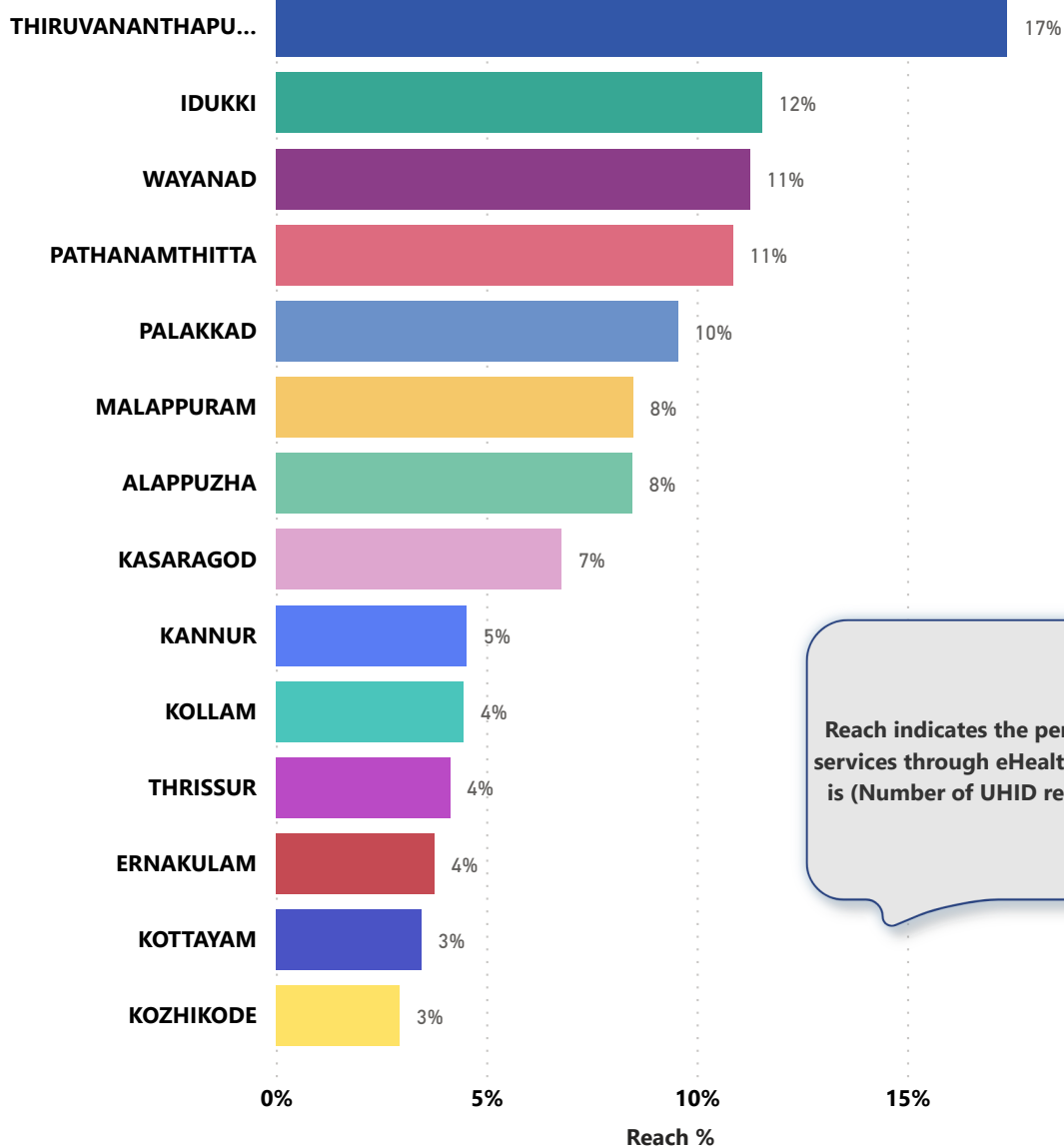
District-wise count of Online appointments taken during the month of July '22. KSD district holds 12th position in usage of Online appointments.



District-wise percentage of online appointment booking up on OP visits for the month of July '22. Calculation is performed as (Online Visits / OP Visits) * 100 %.



6. eHealth Performance - Reach



Reach indicates the percentage of population availing services through eHealth. The formula used to calculate is $(\text{Number of UHID registered} / \text{Population}) * 100 \%$.

7. Public Health Survey Status

