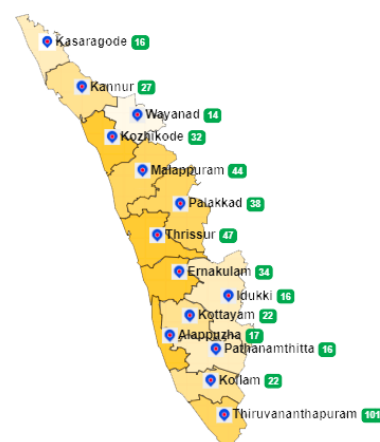


1. eHealth Kerala - Vital Statistics

Live Institutions	22
Medical College Hospitals	1
PHCs/FHCs	20
CHCs	0
DHs/GHs	0
PH Labs	0
Other(Inc Taluk Hospitals)	1



2. Highlights



- The Kottayam district is at position 3 in overall performance ranking of districts based on PHCs/FHCs.
- Reception module is functional in 19 out of 20 PHCs/FHCs of the district.
- District is at :
 - - position 6 in Doctor Consultation(80%).
 - - position 5 in Pharmacy Usage(56%).
- The district remains at position 4 in online appointment booking.



- District is at position 10 in UHID Visits with 21%.
- The district is in 13th position in reach rank which indicates UHID registration proportionate to the population.
- The district is at position 12 in house survey completion(0.28%) and at position 12 in member survey completion(0.01%).




3. eHealth - District Ranking Matrix Based on Performance of PHCs/FHCs

The ranking matrix showcase the district performance in providing eHealth services through PHCs/FHCs based on five different parameters. These parameters include whether the reception module is started or not, UHID Visits, Doctor Consultation, Pharmacy Usage and Lab Usage. Based on the ranking, the districts are classified into three broad categories, the best performing districts, the average performing districts and the low performing districts.

The best performing districts should strive to continue to remain in the same position, whereas the average performing as well as the low performing districts should strive to reach to the 'top four' league.

The ranking matrix for the month of July '22 is given below:

District	Rank
KOLLAM	1
ALAPPUZHA	2
IDUKKI	2
PATHANAMTHITTA	2
KOTTAYAM	3
THIRUVANANTHAPURAM	3
WAYANAD	3
THRISSUR	4
PALAKKAD	5
KOZHIKODE	6
KANNUR	7
ERNAKULAM	8
KASARAGOD	9
MALAPPURAM	10

 Best performing
 Average performing
 Low performing

3. eHealth - Institution Level Ranking of PHCs/FHCs

Hospital	Rank
Family Health Centre Brahmamangalam	1
Family Health Centre Panachikkadu	2
Family Health Centre Udayanapuram	3
Family Health Centre Vazhoor	3
Family Health Centre Madappally	4
Family Health Centre Manarcad	4
Family Health Centre Veliyannoor	4
Family Health Centre Moonnilavu	5
Family Health Centre Paippad	5
Family Health Centre Kuruppanthara	6
Family Health Centre Mutholy	7
Family Health Centre Parampuzha	7
Family Health Centre Erattupetta	8
Family Health Centre Kallara	8
Family Health Centre Meenachil	8
Family Health Centre Maravanthuruthu	9
Family Health Centre Nattakom	9
Family Health Centre Velloor	10
Family Health Centre Marangattupally	11

3.1 eHealth Performance - Reception Module

Reception Module is considered to be functional in a PHC/FHC only if the number of total visits for the month is of minimum 500.

Reception module started in 19 out of 20 PHCs/FHCs of the Kottayam district.

District	PHC/FHC Count	PHC/FHC with Reception	% of PHC/FHC with Reception
IDUKKI	15	15	100.00%
KOLLAM	18	18	100.00%
THIRUVANANTHAPURAM	61	60	98.00%
KOTTAYAM	20	19	95.00%
WAYANAD	13	12	92.00%
KANNUR	23	21	91.00%
KASARAGOD	16	14	88.00%
PATHANAMTHITTA	16	14	88.00%
ALAPPUZHA	15	13	87.00%
PALAKKAD	36	31	86.00%
KOZHIKODE	20	17	85.00%
THRISSUR	44	34	77.00%
ERNAKULAM	28	21	75.00%
MALAPPURAM	40	20	50.00%

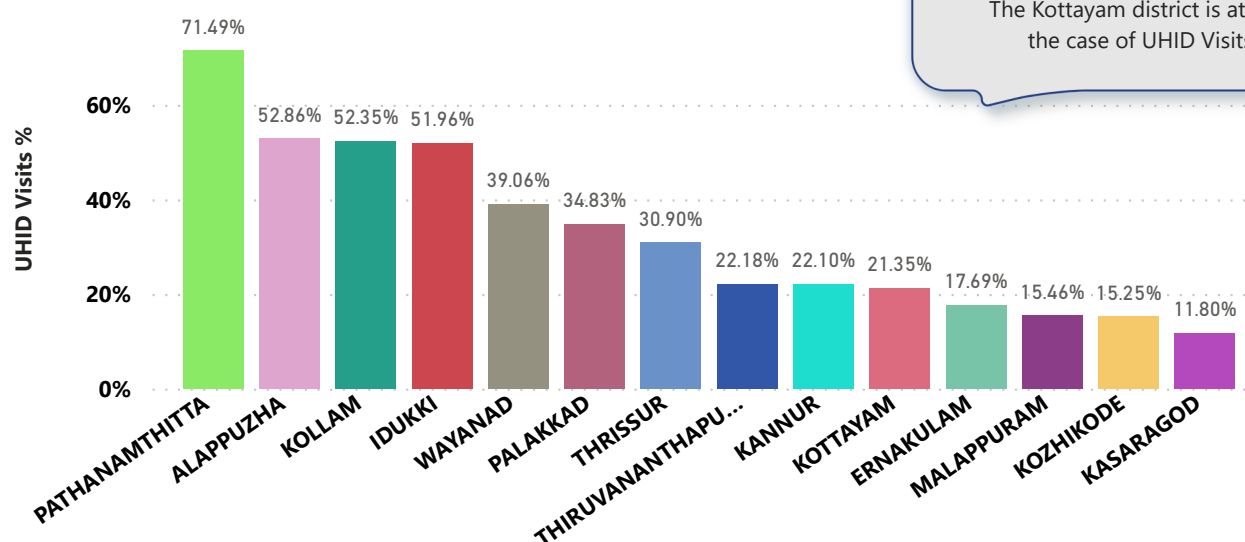
Institutions where the reception module is either not started or not using

Hospital Name

Family Health Centre Meenadom

3.2 e-Health Performance - UHID Visits

UHID Visit % is calculated as (UHID Visits / Total Visit) *100



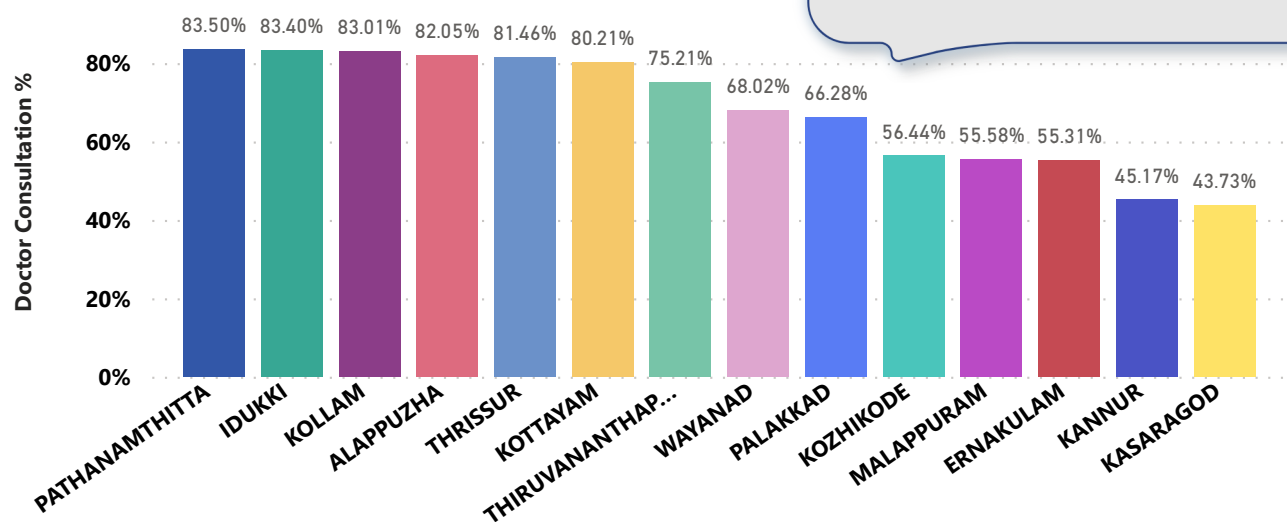
The Kottayam district is at position 10 in the case of UHID Visits with 21%.

PHCs/FHCs based on UHID Visits

This list only includes Institutions with a minimum of 100 Total visit.

Hospital	UHID Visit %
Family Health Centre Kuruppanthara	58.00%
Family Health Centre Brahmamangalam	50.00%
Family Health Centre Udayanapuram	50.00%
Family Health Centre Paippad	40.00%
Family Health Centre Veliyannoor	39.00%
Family Health Centre Kallara	34.00%
Family Health Centre Vazhoor	33.00%
Family Health Centre Madappally	21.00%
Family Health Centre Maravanthuruthu	20.00%
Family Health Centre Panachikkadu	20.00%
Family Health Centre Erattupetta	14.00%
Family Health Centre Velloor	14.00%
Family Health Centre Parampuzha	8.00%
Family Health Centre Meenachil	3.00%
Family Health Centre Nattakom	3.00%

3.3 e-Health Performance - Doctor Consultation



Doctor Consultation Percentage in PHCs/FHCs

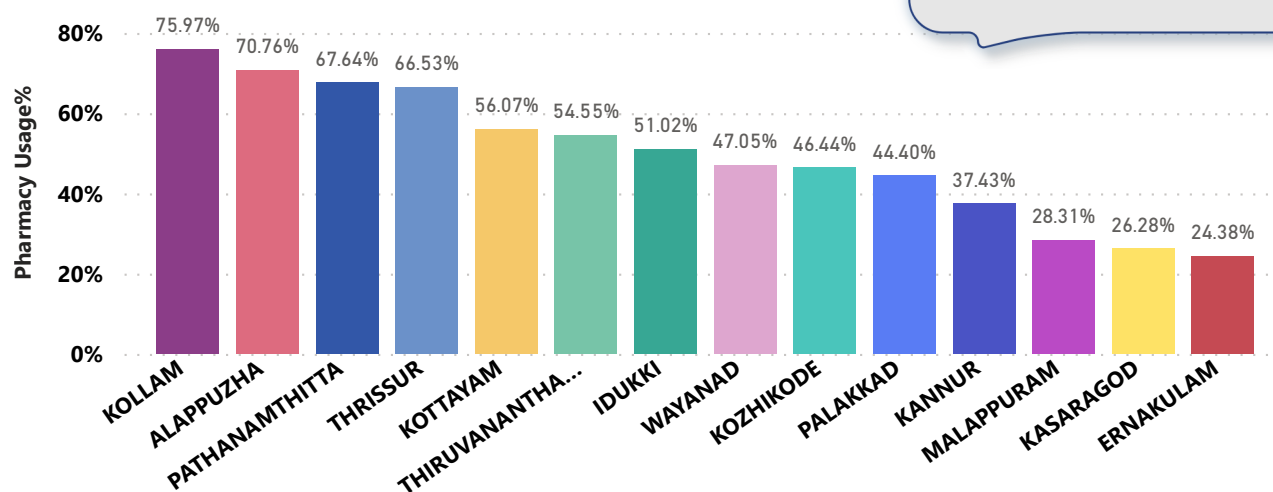
This list only includes Institutions with a minimum of 100 Total visit.

Hospital	Doctor Consultation %
Family Health Centre Brahmamangalam	99.91%
Family Health Centre Udayanapuram	99.47%
Family Health Centre Panachikkadu	98.11%
Family Health Centre Veliyanoor	96.62%
Family Health Centre Meenachil	96.60%
Family Health Centre Erattupetta	96.20%
Family Health Centre Madappally	92.42%
Family Health Centre Vazhoor	85.07%
Family Health Centre Parampuzha	79.23%
Family Health Centre Paippad	77.09%
Family Health Centre Kallara	69.55%
Family Health Centre Nattakom	68.42%
Family Health Centre Kuruppanthara	67.52%
Family Health Centre Velloor	67.31%
Family Health Centre Maravanthuruthu	42.61%

3.4 e-Health Performance - Pharmacy Usage in PHCs/FHCs

Pharmacy usage is calculated as (Pharmacy Prescription Count / Total Visits) *100

The Kottayam district stands at position 5 in Pharmacy Usage with 56%.



Pharmacy Usage in PHCs/FHCs

This list only includes Institutions with a minimum of 100 Total visit.

Hospital	Pharmacy Usage %
Family Health Centre Udayanapuram	103.00%
Family Health Centre Brahmamangalam	100.00%
Family Health Centre Panachikkadu	97.00%
Family Health Centre Vazhoor	95.00%
Family Health Centre Veliyannoor	84.00%
Family Health Centre Madappally	79.00%
Family Health Centre Kuruppanthara	62.00%
Family Health Centre Paippad	60.00%
Family Health Centre Kallara	49.00%
Family Health Centre Nattakom	46.00%
Family Health Centre Maravanthuruthu	41.00%
Family Health Centre Erattupetta	31.00%
Family Health Centre Parampuzha	22.00%
Family Health Centre Velloor	16.00%
Family Health Centre Meenachil	7.00%

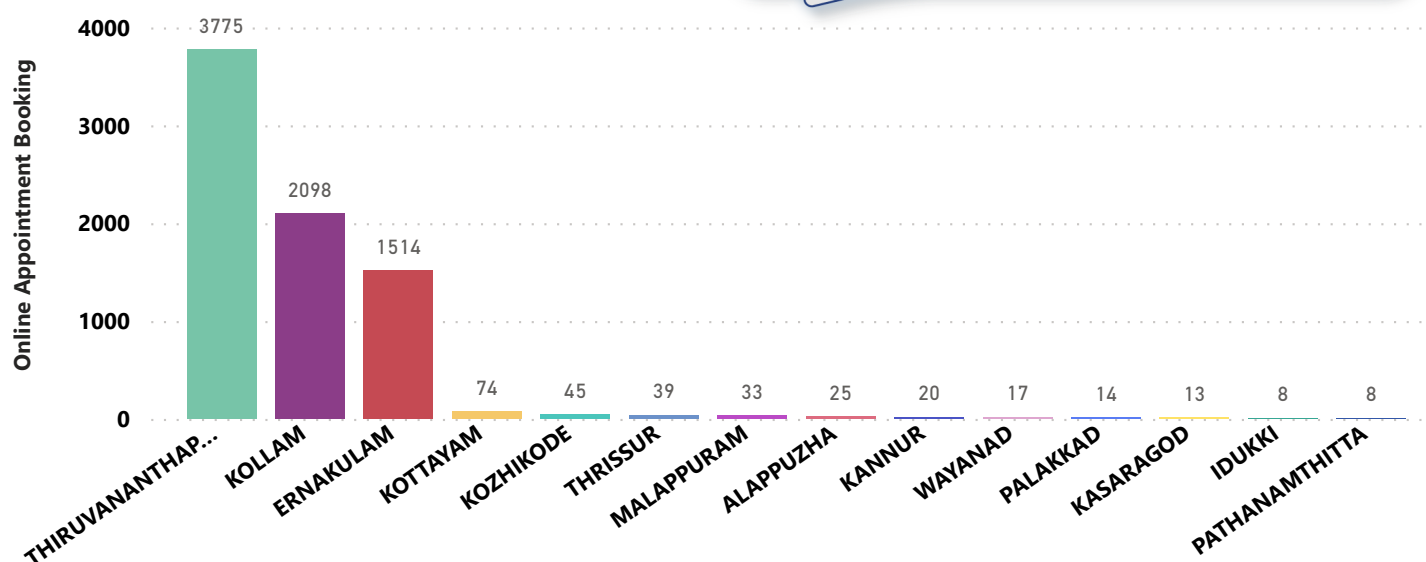
4. Status of Modules started in Hospitals

District wise status of live institutions and the count of various modules [Reception, OP Consultation, Lab, Pharmacy] started.

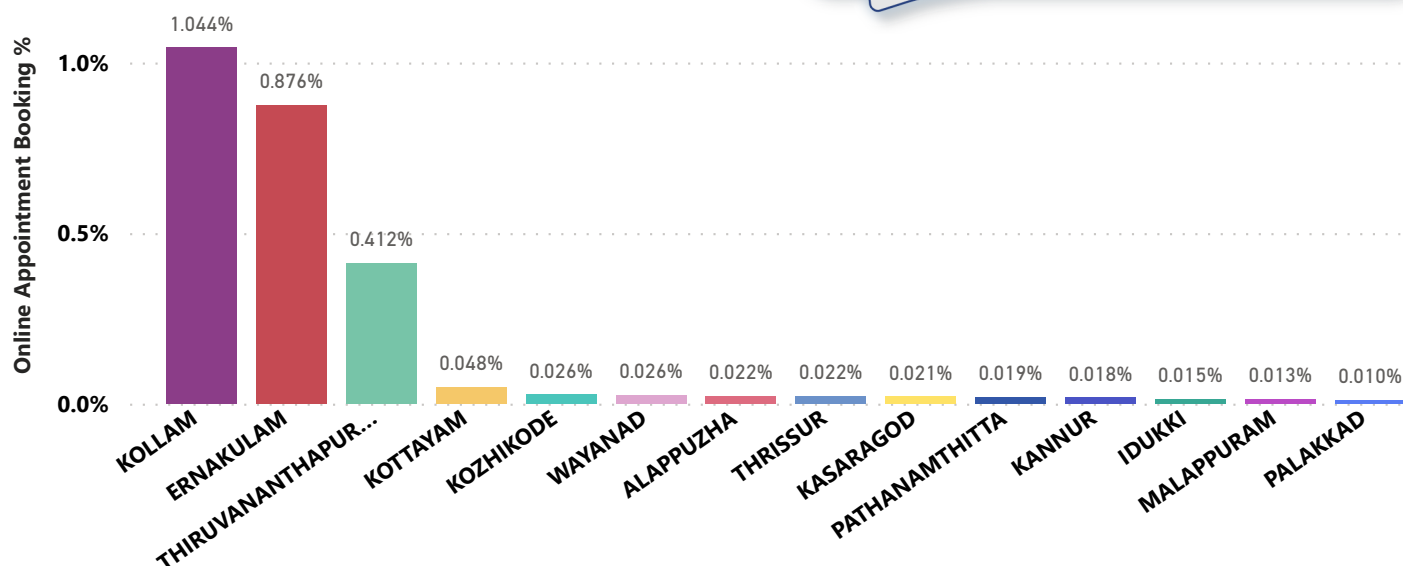
District Name	Live Institutions	Reception	Consultation	Lab	Pharmacy
THIRUVANANTHAPURAM	103	100 (97.1%)	85 (82.5%)	75 (72.8%)	74 (71.8%)
THRISSUR	51	41 (80.4%)	39 (76.5%)	31 (60.8%)	37 (72.5%)
MALAPPURAM	46	27 (58.7%)	19 (41.3%)	12 (26.1%)	11 (23.9%)
PALAKKAD	38	33 (86.8%)	25 (65.8%)	18 (47.4%)	15 (39.5%)
ERNAKULAM	34	24 (70.6%)	17 (50.%)	9 (26.5%)	13 (38.2%)
KOZHIKODE	32	23 (71.9%)	17 (53.1%)	12 (37.5%)	14 (43.8%)
KANNUR	27	21 (77.8%)	18 (66.7%)	9 (33.3%)	10 (37.%)
KOLLAM	22	22 (100.%)	22 (100.%)	21 (95.5%)	21 (95.5%)
KOTTAYAM	22	20 (90.9%)	20 (90.9%)	10 (45.5%)	17 (77.3%)
ALAPPUZHA	18	15 (83.3%)	14 (77.8%)	11 (61.1%)	13 (72.2%)
KASARAGOD	18	18 (100.%)	13 (72.2%)	8 (44.4%)	11 (61.1%)
IDUKKI	16	16 (100.%)	15 (93.8%)	12 (75.%)	12 (75.%)
PATHANAMTHITTA	16	14 (87.5%)	13 (81.3%)	7 (43.8%)	10 (62.5%)
WAYANAD	14	13 (92.9%)	11 (78.6%)	10 (71.4%)	10 (71.4%)
Total	457	387 (84.7%)	328 (71.8%)	245 (53.6%)	268 (58.6%)

5. Percentage of Online Appointment Booking in Hospitals

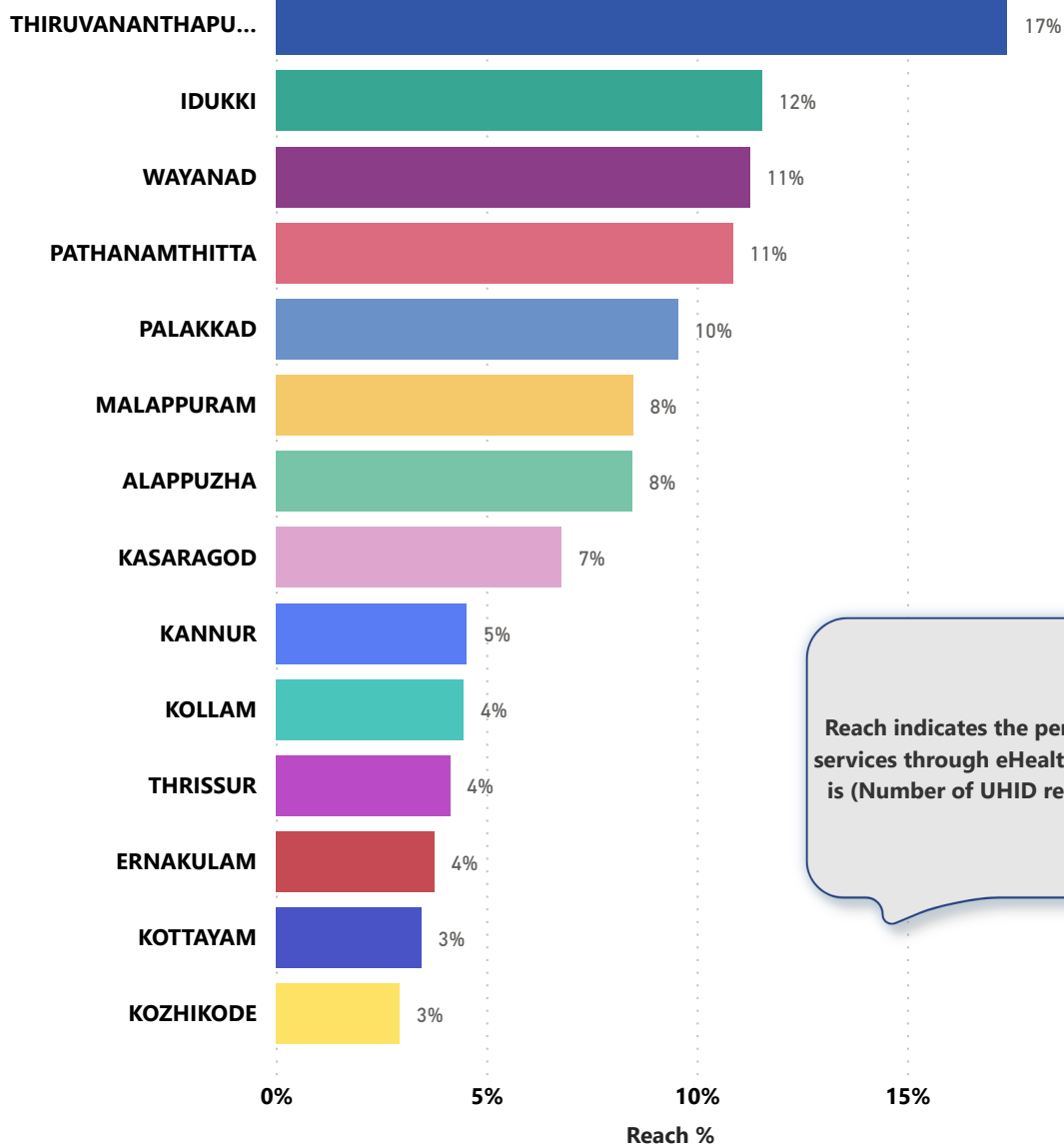
District-wise count of online appointments taken during the month of July '22. Kottayam district remains at position 4 in the number of online appointments.



District-wise percentage of online appointment booking up on OP visits for the month of July '22. Calculation is performed as (Online Visits / OP Visits) * 100 %.



6. eHealth Performance - Reach



Reach indicates the percentage of population availing services through eHealth. The formula used to calculate is $(\text{Number of UHID registered} / \text{Population}) * 100 \%$.

7. Public Health Survey Status

