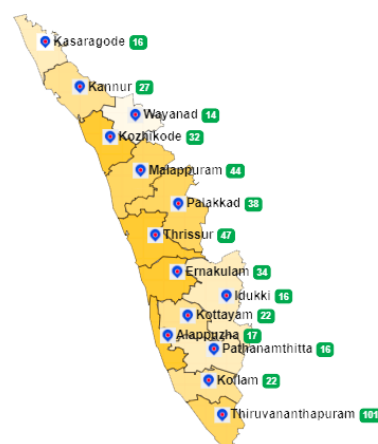


1. eHealth Kerala - Vital Statistics

Live Institutions	45
Medical College Hospitals	1
PHCs/FHCs	39
CHCs	0
DHs/GHs	0
PH Labs	0
Other(Inc Taluk Hospitals)	5



2. Highlights



- eHealth rolled out in 1 new institution during the month of July '22
- The district remains at 6th position in reach rank which indicates UHID registration proportionate to the population.



- The Malappuram district is at last position (position 10) in overall performance ranking of districts based on PHCs/FHCs.
- Out of 39 PHCs /FHCs ,Reception module started at 20 PHCs/FHCs of the district.
- District is at :
 - position 12 in UHID Visits (15.46%).
 - position 11 in Doctor Consultation(55.58%).
 - position 12 in Pharmacy Usage(28.31%).
- The district remains at 7th position in online appointment booking.
- The district is at position 14 in house survey completion(00.03%) and at position 14 in member survey completion(0.00%).

3. eHealth - District Ranking Matrix Based on Performance of PHCs/FHCs

The ranking matrix showcase the district performance in providing eHealth services through PHCs/FHCs based on five different parameters. These parameters include whether the reception module is started or not, UHID Visits, Doctor Consultation, Pharmacy Usage and Lab Usage. Based on the ranking, the districts are classified into three broad categories, the best performing districts, the average performing districts and the low performing districts.

The best performing districts should strive to continue to remain in the same position, whereas the average performing as well as the low performing districts should strive to reach to the 'top four' league.

The ranking matrix for the month of July '22 is given below:

District	Rank
KOLLAM	1
ALAPPUZHA	2
IDUKKI	2
PATHANAMTHITTA	2
KOTTAYAM	3
THIRUVANANTHAPURAM	3
WAYANAD	3
THRISSUR	4
PALAKKAD	5
KOZHIKODE	6
KANNUR	7
ERNAKULAM	8
KASARAGOD	9
MALAPPURAM	10

 Best performing
 Average performing
 Low performing

3. eHealth - Institution Level Ranking of PHCs/FHCs

Hospital	Rank
Family Health Centre Chokkad	1
Family Health Centre Pulikkal	2
Family Health Centre A R Nagar	3
Family Health Centre Parappanangadi	3
Family Health Centre Vazhikkadavu	3
Family Health Centre Thazhekcode	4
Family Health Centre Morayur	5
Family Health Centre Nannambra	6
Family Health Centre Ponmala	6
Family Health Centre Chaliyar	7
Family Health Centre Ozhoor	7
Family Health Centre Kuzhimanna	8
Family Health Centre Athanikkal	9
Family Health Centre Edayur	9
Family Health Centre Karulai	9
Family Health Centre Pandikkad	9
Family Health Centre Pang	9
Family Health Centre Thalakkad	9
Family Health Centre Thirunavaya	9
Family Health Centre Vazhakkad	9
Family Health Centre Thanalur	10
Family Health Centre Vattamkulam	10
Family Health Centre Kottakkal	11

3.1 eHealth Performance - Reception Module

Reception Module is considered to be functional in a PHC/FHC only if the number of total visits for the month is of minimum 500.

District	PHC/FHC Count	PHC/FHC with Reception	% of PHC/FHC with Reception
THIRUVANANTHAPURAM	61	60	98.00%
THRISSUR	43	34	79.00%
MALAPPURAM	39	20	51.00%
PALAKKAD	36	31	86.00%
ERNAKULAM	28	21	75.00%
KANNUR	23	21	91.00%
KOTTAYAM	20	19	95.00%
KOZHIKODE	20	17	85.00%
KOLLAM	18	18	100.00%
KASARAGOD	16	14	88.00%
PATHANAMTHITTA	16	14	88.00%
ALAPPUZHA	15	13	87.00%
IDUKKI	15	15	100.00%
WAYANAD	13	12	92.00%

Out of 39 PHCs/FHCs of Malappuram district 20 institutions started the Reception Module.

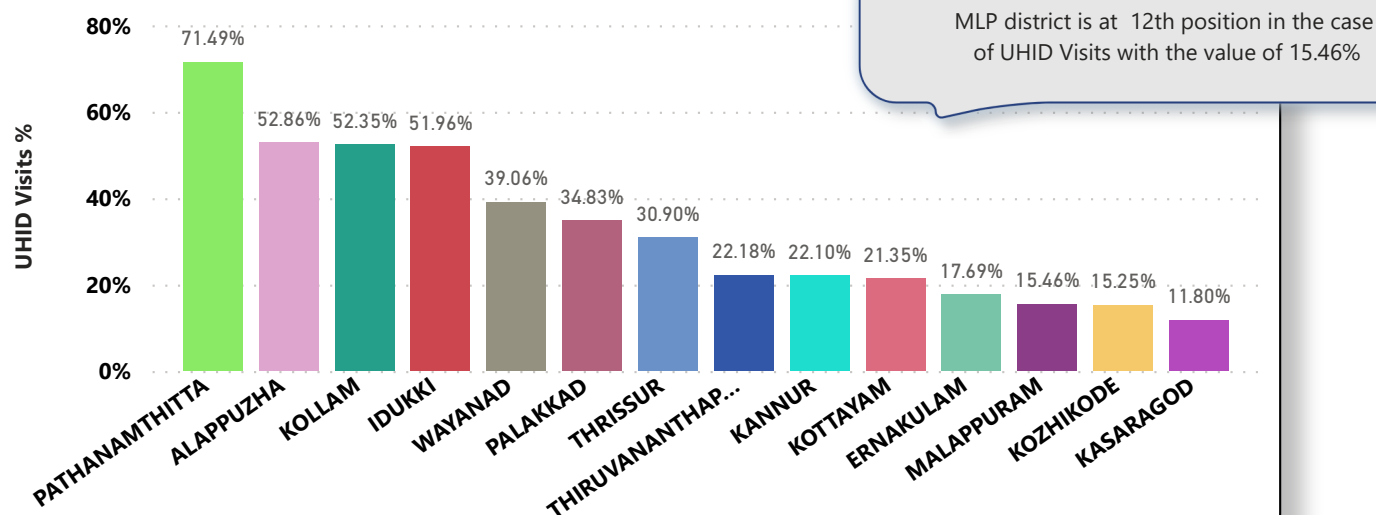
Hospital Name

Family Health Centre Alankode
Family Health Centre Chelembra
Family Health Centre Chemmalassery
Family Health Centre Elamkulam
Family Health Centre Kaladi
Family Health Centre Koottayi
Family Health Centre Kottakkal
Family Health Centre Marakkara
Family Health Centre Moonniyoor
Family Health Centre Moorkkanad
Family Health Centre Porur
Family Health Centre Thanalur
Family Health Centre Thiruvalli
Family Health Centre Thrikkalangoode
Family Health Centre Trippanachi
Family Health Centre Triprangoode
Family Health Centre Valavannur
Family Health Centre Vattamkulam
Family Health Centre Vazhayoor

Institutions where the reception module is either not started or not using.

3.2 e-Health Performance - UHID Visits

UHID Visit % is calculated as (UHID Visits / Total Visit) *100

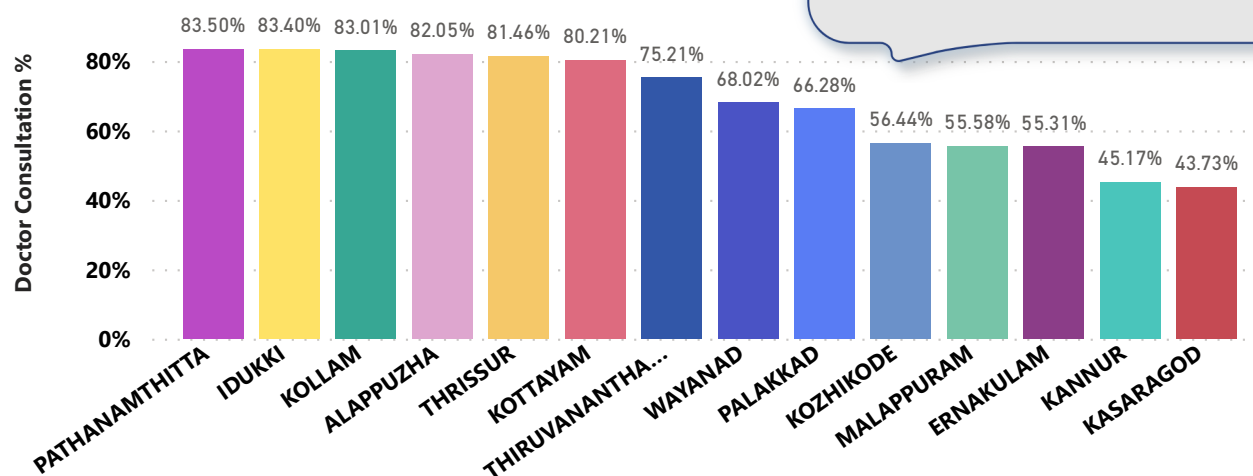


PHCs/FHCs based on UHID Visits

This list only includes Institutions with a minimum of 100 Total visit

Hospital	UHID Visit %
Family Health Centre Chokkad	77.00%
Family Health Centre Pulikkal	62.00%
Family Health Centre Chaliyar	40.00%
Family Health Centre A R Nagar	29.00%
Family Health Centre Vazhikkadavu	26.00%
Family Health Centre Morayur	21.00%
Family Health Centre Thazhekode	17.00%
Family Health Centre Thirunavaya	16.00%
Family Health Centre Pang	14.00%
Family Health Centre Edayur	9.00%
Family Health Centre Karulai	8.00%
Family Health Centre Ponmala	8.00%
Family Health Centre Nannambra	5.00%
Family Health Centre Parappanangadi	4.00%
Family Health Centre Pandikkad	3.00%
Family Health Centre Kuzhimanna	2.00%

3.3 e-Health Performance - Doctor Consultation



MLP district is at 11th position in the case of Doctor consultation with the value of 55.58%

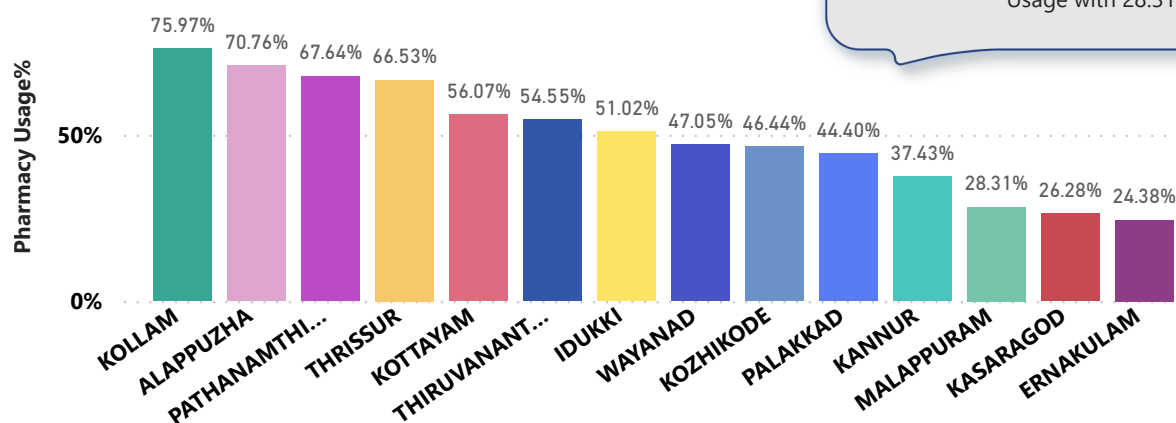
Doctor Consultation Percentage in PHCs/FHCs

This list only includes Institutions with a minimum of 100 Total visit

Hospital	Doctor Consultation %
Family Health Centre Vazhikkadavu	99.79%
Family Health Centre A R Nagar	99.57%
Family Health Centre Parappanangadi	99.05%
Family Health Centre Pulikkal	98.80%
Family Health Centre Ponmala	98.48%
Family Health Centre Chokkad	97.14%
Family Health Centre Nannambra	96.84%
Family Health Centre Thazhekode	94.17%
Family Health Centre Morayur	92.80%
Family Health Centre Kuzhimanna	59.66%
Family Health Centre Pandikkad	35.91%
Family Health Centre Pang	34.05%
Family Health Centre Karulai	9.91%
Family Health Centre Thirunavaya	3.26%
Family Health Centre Edayur	0.39%
Family Health Centre Chaliyar	0.00%

3.4 e-Health Performance - Pharmacy Usage in PHCs/FHCs

Pharmacy usage is calculated as (Pharmacy Prescription Count / Total Visits) *100



MLP stands at 12th position in Pharmacy Usage with 28.31%

Pharmacy Usage in PHCs/FHCs

This list only includes Institutions with a minimum of 100 Total visit.

Hospital	Pharmacy Usage %
Family Health Centre Pulikkal	96.00%
Family Health Centre Parappanangadi	95.00%
Family Health Centre Vazhikkadavu	93.00%
Family Health Centre A R Nagar	92.00%
Family Health Centre Chokkad	90.00%
Family Health Centre Thazhekod	89.00%
Family Health Centre Pandikkad	27.00%
Family Health Centre Ponmala	7.00%
Family Health Centre Karulai	1.00%
Family Health Centre Chaliyar	0.00%
Family Health Centre Edayur	0.00%
Family Health Centre Kuzhimanna	0.00%
Family Health Centre Morayur	0.00%
Family Health Centre Nannambra	0.00%
Family Health Centre Pang	0.00%
Family Health Centre Thirunavaya	0.00%

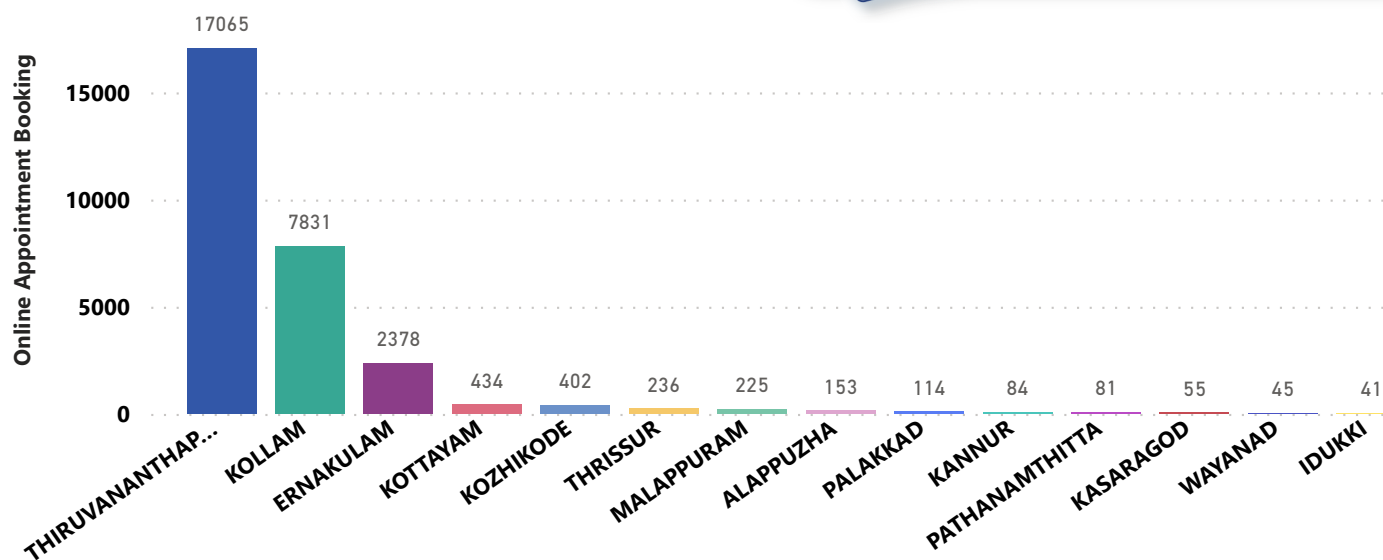
4. Status of Modules started in Hospitals

District wise status of live institutions and the count of various modules [Reception, OP Consultation, Lab, Pharmacy] started.

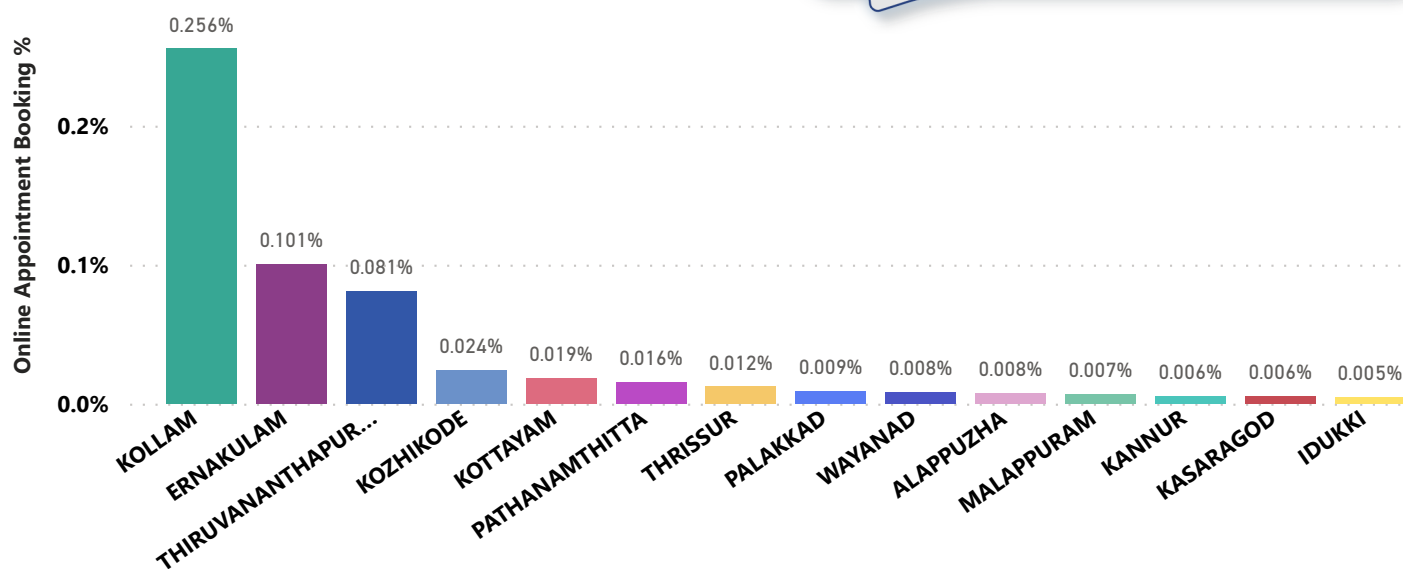
District Name	Live Institutions	Reception	Consultation	Lab	Pharmacy
THIRUVANANTHAPURAM	103	100 (97.1%)	85 (82.5%)	75 (72.8%)	74 (71.8%)
THRISSUR	50	41 (82.%)	39 (78.%)	31 (62.%)	37 (74.%)
MALAPPURAM	45	27 (60.%)	19 (42.2%)	12 (26.7%)	11 (24.4%)
PALAKKAD	38	33 (86.8%)	25 (65.8%)	18 (47.4%)	15 (39.5%)
ERNAKULAM	34	24 (70.6%)	17 (50.%)	9 (26.5%)	13 (38.2%)
KOZHIKODE	32	23 (71.9%)	17 (53.1%)	12 (37.5%)	14 (43.8%)
KANNUR	27	21 (77.8%)	18 (66.7%)	9 (33.3%)	10 (37.%)
KOLLAM	22	22 (100.%)	22 (100.%)	21 (95.5%)	21 (95.5%)
KOTTAYAM	22	20 (90.9%)	20 (90.9%)	10 (45.5%)	17 (77.3%)
ALAPPUZHA	18	15 (83.3%)	14 (77.8%)	11 (61.1%)	13 (72.2%)
KASARAGOD	18	18 (100.%)	13 (72.2%)	8 (44.4%)	11 (61.1%)
IDUKKI	16	16 (100.%)	15 (93.8%)	12 (75.%)	12 (75.%)
PATHANAMTHITTA	16	14 (87.5%)	13 (81.3%)	7 (43.8%)	10 (62.5%)
WAYANAD	14	13 (92.9%)	11 (78.6%)	10 (71.4%)	10 (71.4%)
Total	455	387 (85.1%)	328 (72.1%)	245 (53.8%)	268 (58.9%)

5. Percentage of Online Appointment Booking in Hospitals

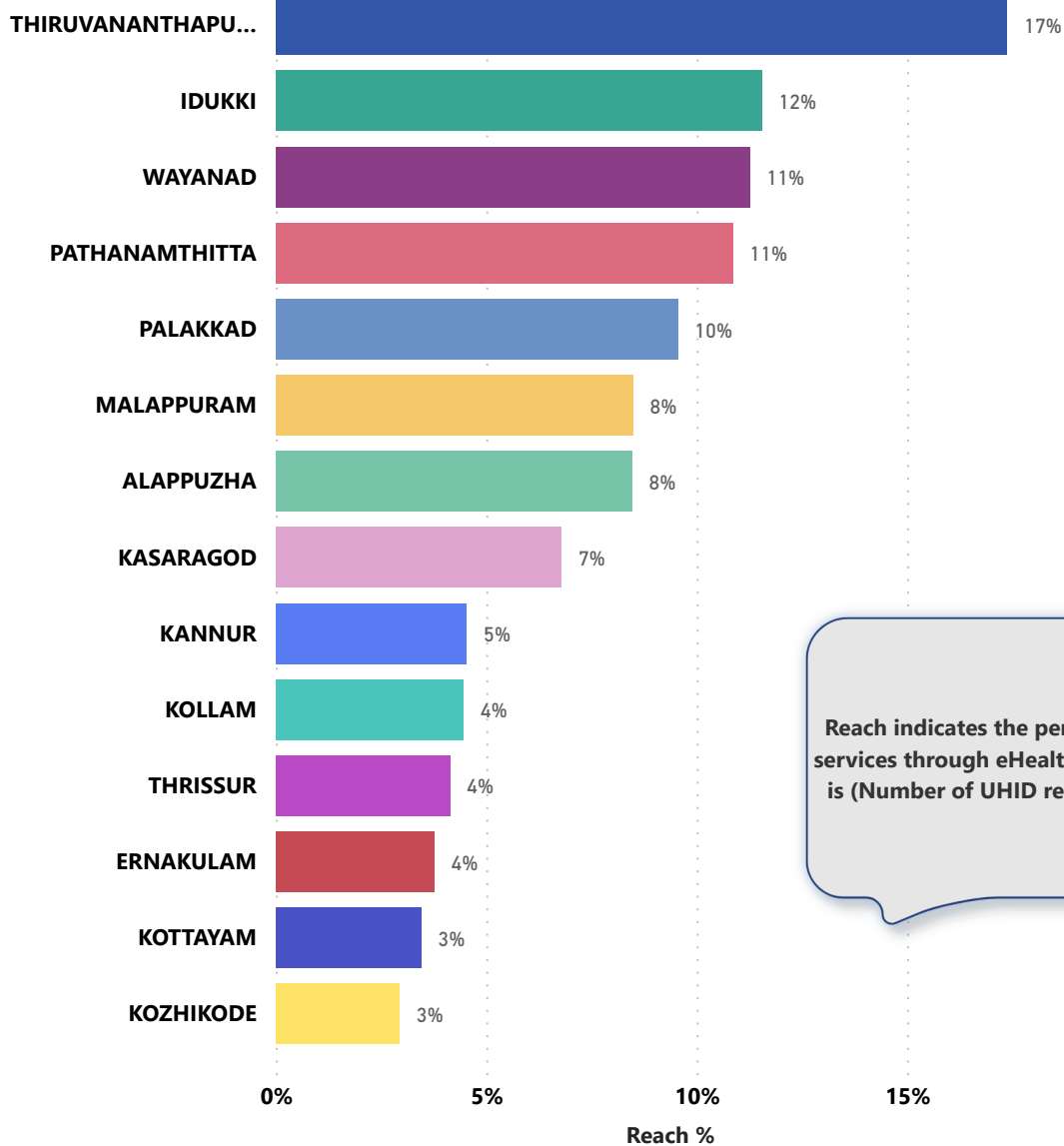
District-wise count of Online appointments taken during the month of July '22. MLP remains at 7th position in the case of Online appointments.



District-wise percentage of online appointment booking up on OP visits for the month of July '22. Calculation is performed as (Online Visits / OP Visits) * 100 %.



6. eHealth Performance - Reach



Reach indicates the percentage of population availing services through eHealth. The formula used to calculate is $(\text{Number of UHID registered} / \text{Population}) * 100 \%$.

7. Public Health Survey Status

