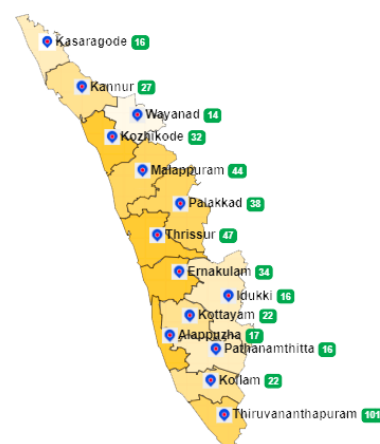


### 1. eHealth Kerala - Vital Statistics

<b>Live Institutions</b>	38
<b>Medical College Hospitals</b>	1
<b>PHCs/FHCs</b>	36
<b>CHCs</b>	0
<b>DHs/GHs</b>	0
<b>PH Labs</b>	0
<b>Other(Inc Taluk Hospitals)</b>	1



### 2. Highlights



- The Palakkad district is at position 5 in overall performance ranking of districts based on PHCs/FHCs.
- Out of 36 PHCs/FHCs of the district, Reception Module started at 31 institutions.
- The District is at position 6 in UHID Visits (34.83%).



- District is at :
  - position 9 in Doctor Consultation(66.28%).
  - position 10 in Pharmacy Usage(44.40%).
- The district remains in 9th position in reach rank which indicates UHID registration proportionate to the population.
- The district moved from position 10 to 9 in online appointment booking.
- The district is at position 9 in house survey completion(.77%) and at position 7 in member survey completion(0.07%).

## 3. eHealth - District Ranking Matrix Based on Performance of PHCs/FHCs

The ranking matrix showcase the district performance in providing eHealth services through PHCs/FHCs based on five different parameters. These parameters include whether the reception module is started or not, UHID Visits, Doctor Consultation, Pharmacy Usage and Lab Usage. Based on the ranking, the districts are classified into three broad categories, the best performing districts, the average performing districts and the low performing districts.

The best performing districts should strive to continue to remain in the same position, whereas the average performing as well as the low performing districts should strive to reach to the 'top four' league.

The ranking matrix for the month of July '22 is given below:

District	Rank
KOLLAM	1
ALAPPUZHA	2
IDUKKI	2
PATHANAMTHITTA	2
KOTTAYAM	3
THIRUVANANTHAPURAM	3
WAYANAD	3
THRISSUR	4
PALAKKAD	5
KOZHIKODE	6
KANNUR	7
ERNAKULAM	8
KASARAGOD	9
MALAPPURAM	10

 Best performing  
 Average performing  
 Low performing

## 3. eHealth - Institution Level Ranking of PHCs/FHCs

Hospital	Rank
Family Health Centre Ozhalapathy	1
Family Health Centre Kizhakkencherry	2
Family Health Centre Kuthanur	2
Family Health Centre Vaniyamkulam	2
Family Health Centre Kalladikode	3
Family Health Centre Kavassery	3
Family Health Centre Mankara	3
Family Health Centre Peruvemba	3
Family Health Centre Pudur	3
Family Health Centre Mathur	4
Family Health Centre Nellaya	4
Family Health Centre Vandazhi	4
Family Health Centre Vannamada	4
Family Health Centre Anakkatty	5
Family Health Centre Keralassery	5
Family Health Centre Puthucode	5
Family Health Centre Sreekrishnapuram	5
Family Health Centre Adakkaputhur	6
Family Health Centre Peringottukurissi	6
Family Health Centre Kanhirapuzha	7
Family Health Centre Pallipuram Palakkad	7
Family Health Centre Pookottukavu	7
Family Health Centre Kunissery	8
Family Health Centre Pallassana	8
Family Health Centre Kumaranellur	9
Family Health Centre Parli	9
Family Health Centre Ayalur	10
Family Health Centre Elambulassery	10
Family Health Centre Kappoor	10
Family Health Centre Kollengode	10
Family Health Centre Pattithara	10

## 3.1 eHealth Performance - Reception Module

Reception Module is considered to be functional in a PHC/FHC only if the number of total visits for the month is of minimum 500.

Out of 36 PHCs/FHCs of Palakkad district, 31 institutions started the Reception Module.

District	PHC/FHC Count	PHC/FHC with Reception	% of PHC/FHC with Reception
IDUKKI	15	15	100.00%
KOLLAM	18	18	100.00%
THIRUVANANTHAPURAM	61	60	98.00%
KOTTAYAM	20	19	95.00%
WAYANAD	13	12	92.00%
KANNUR	23	21	91.00%
KASARAGOD	16	14	88.00%
PATHANAMTHITTA	16	14	88.00%
ALAPPUZHA	15	13	87.00%
PALAKKAD	36	31	86.00%
KOZHIKODE	20	17	85.00%
THRISSUR	44	34	77.00%
ERNAKULAM	28	21	75.00%
MALAPPURAM	40	20	50.00%

Institutions where the reception module is either not started or not using

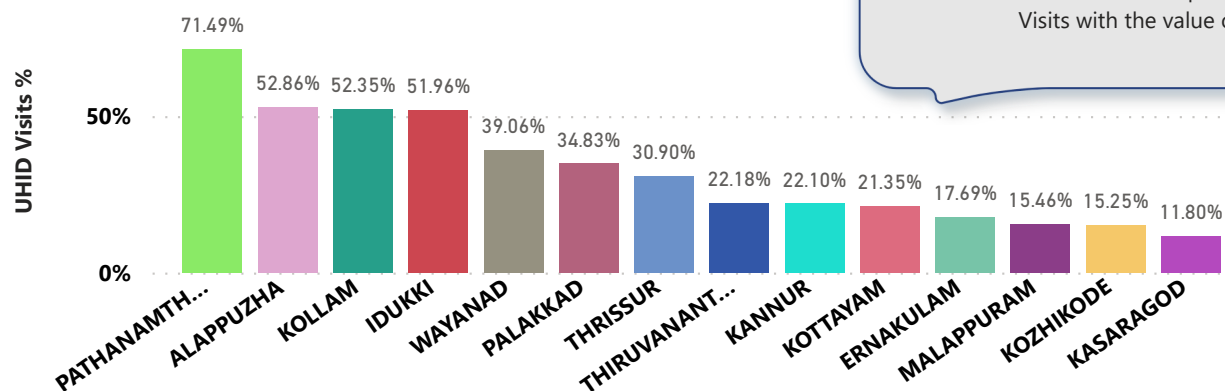
### Hospital Name

Family Health Centre Chalavara
Family Health Centre Kumbidi
Family Health Centre Mannur
Family Health Centre Nanniode
Family Health Centre Vellinezhi



## 3.2 e-Health Performance - UHID Visits

UHID Visit % is calculated as (UHID Visits / Total Visit) \* 100

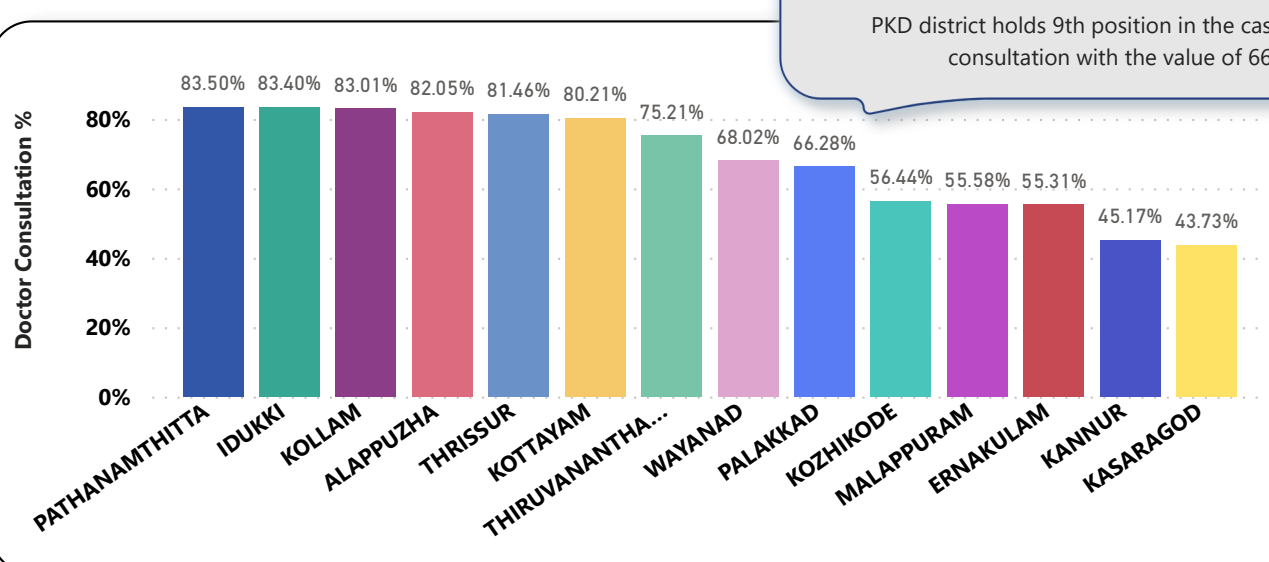


## PHCs/FHCs based on UHID Visits

Hospital	UHID Visit %
Family Health Centre Kavassery	85.00%
Family Health Centre Pallipuram Palakkad	76.00%
Family Health Centre Kizhakkencherry	72.00%
Family Health Centre Kuthanur	71.00%
Family Health Centre Vaniyamkulam	70.00%
Family Health Centre Ozhalapathy	66.00%
Family Health Centre Peruvemba	64.00%
Family Health Centre Keralassery	60.00%
Family Health Centre Puthucode	59.00%
Family Health Centre Mankara	56.00%
Family Health Centre Vannamada	47.00%
Family Health Centre Vandazhi	44.00%
Family Health Centre Peringottukurissi	43.00%
Family Health Centre Kanhirapuzha	34.00%
Family Health Centre Nellore	34.00%
Family Health Centre Mathur	33.00%
Family Health Centre Kumaranellur	30.00%
Family Health Centre Parli	25.00%
Family Health Centre Sreekrishnapuram	23.00%
Family Health Centre Adakkaputhur	18.00%
Family Health Centre Pudur	14.00%
Family Health Centre Pookottukavu	12.00%
Family Health Centre Ayalur	7.00%
Family Health Centre Kalladikode	6.00%
Family Health Centre Kollengode	2.00%

This list only includes Institutions with a minimum of 100 Total visit.

## 3.3 e-Health Performance - Doctor Consultation



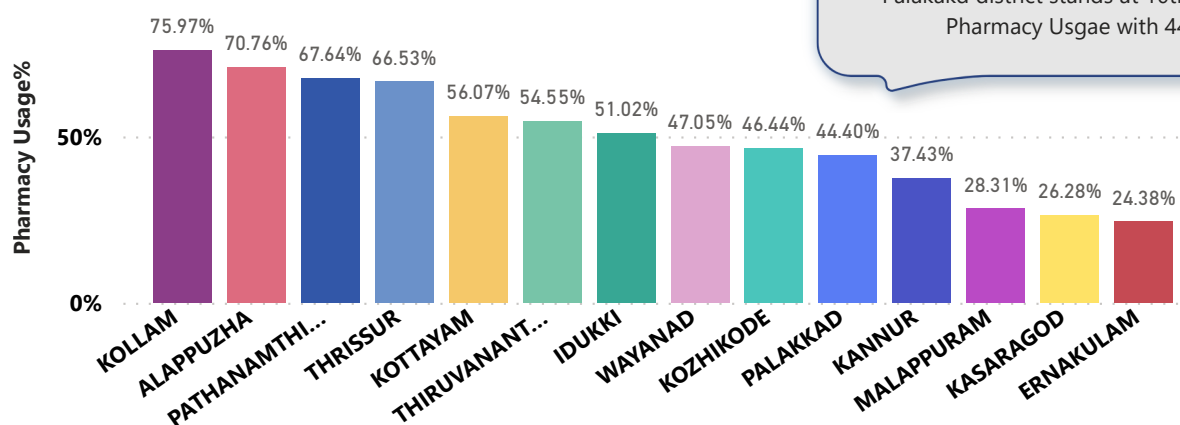
## Doctor Consultation Percentage in PHCs/FHCs

Hospital	Doctor Consultation %
Family Health Centre Kizhakkencherry	99.78%
Family Health Centre Peruvemba	99.56%
Family Health Centre Vandazhi	99.46%
Family Health Centre Vaniyamkulam	99.44%
Family Health Centre Pookottukavu	99.35%
Family Health Centre Adakkaputhur	99.30%
Family Health Centre Sreekrishnapuram	98.93%
Family Health Centre Keralassery	98.85%
Family Health Centre Kuthanur	98.83%
Family Health Centre Mathur	98.82%
Family Health Centre Ozhalapathy	98.56%
Family Health Centre Kavassery	98.33%
Family Health Centre Nellaya	96.93%
Family Health Centre Kalladikode	95.37%
Family Health Centre Vannamada	94.89%
Family Health Centre Pudur	92.61%
Family Health Centre Kanhirapuzha	84.41%
Family Health Centre Mankara	82.63%
Family Health Centre Puthucode	81.26%
Family Health Centre Peringottukurissi	53.80%
Family Health Centre Kumaranellur	18.45%
Family Health Centre Parli	14.36%
Family Health Centre Kollengode	3.78%
Family Health Centre Pallipuram Palakkad	0.04%
Family Health Centre Ayalur	0.00%

This list only includes Institutions with a minimum of 100 Total visit.

## 3.4 e-Health Performance - Pharmacy Usage in PHCs/FHCs

Pharmacy usage is calculated as (Pharmacy Prescription Count / Total Visits ) \*100



## Pharmacy Usage in PHCs/FHCs

Hospital	Pharmacy Usage %
Family Health Centre Vandazhi	94.00%
Family Health Centre Ozhalapathy	93.00%
Family Health Centre Peruvemba	93.00%
Family Health Centre Kuthanur	92.00%
Family Health Centre Nellaya	92.00%
Family Health Centre Kalladikode	91.00%
Family Health Centre Kavassery	91.00%
Family Health Centre Vaniyamkulam	91.00%
Family Health Centre Kizhakkencherry	90.00%
Family Health Centre Mathur	90.00%
Family Health Centre Sreekrishnapuram	90.00%
Family Health Centre Mankara	87.00%
Family Health Centre Pudur	84.00%
Family Health Centre Puthucode	71.00%
Family Health Centre Adakkaputhur	0.00%
Family Health Centre Ayalur	0.00%
Family Health Centre Kanhipapuzha	0.00%
Family Health Centre Keralassery	0.00%
Family Health Centre Kollengode	0.00%
Family Health Centre Kumaranellur	0.00%
Family Health Centre Pallipuram Palakkad	0.00%
Family Health Centre Parli	0.00%
Family Health Centre Peringottukurissi	0.00%
Family Health Centre Pookottukavu	0.00%
Family Health Centre Vannamada	0.00%

This list only includes Institutions with a minimum of 100 Total visit.

## 4. Status of Modules started in Hospitals

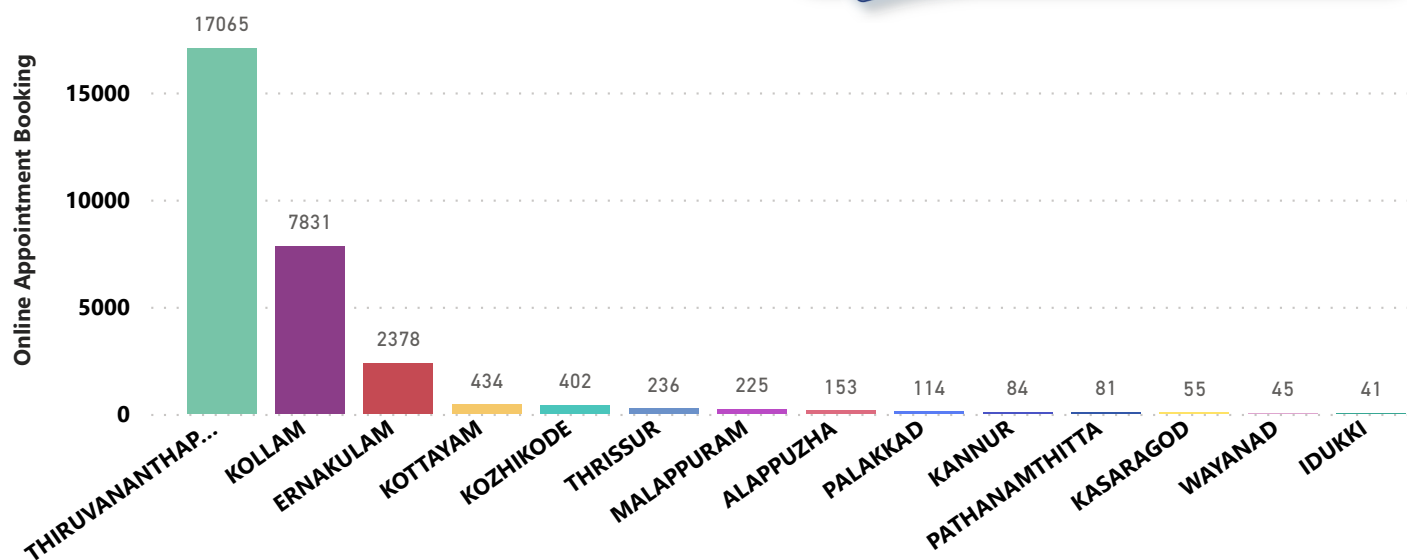
District wise status of live institutions and the count of various modules [Reception, OP Consultation, Lab, Pharmacy] started.

District Name	Live Institutions	Reception	Consultation	Lab	Pharmacy
THIRUVANANTHAPURAM	103	100 (97.1%)	85 (82.5%)	75 (72.8%)	74 (71.8%)
THRISSUR	51	41 (80.4%)	39 (76.5%)	31 (60.8%)	37 (72.5%)
MALAPPURAM	46	27 (58.7%)	19 (41.3%)	12 (26.1%)	11 (23.9%)
PALAKKAD	38	33 (86.8%)	25 (65.8%)	18 (47.4%)	15 (39.5%)
ERNAKULAM	34	24 (70.6%)	17 (50.0%)	9 (26.5%)	13 (38.2%)
KOZHIKODE	32	23 (71.9%)	17 (53.1%)	12 (37.5%)	14 (43.8%)
KANNUR	27	21 (77.8%)	18 (66.7%)	9 (33.3%)	10 (37.0%)
KOLLAM	22	22 (100.0%)	22 (100.0%)	21 (95.5%)	21 (95.5%)
KOTTAYAM	22	20 (90.9%)	20 (90.9%)	10 (45.5%)	17 (77.3%)
ALAPPUZHA	18	15 (83.3%)	14 (77.8%)	11 (61.1%)	13 (72.2%)
KASARAGOD	18	18 (100.0%)	13 (72.2%)	8 (44.4%)	11 (61.1%)
IDUKKI	16	16 (100.0%)	15 (93.8%)	12 (75.0%)	12 (75.0%)
PATHANAMTHITTA	16	14 (87.5%)	13 (81.3%)	7 (43.8%)	10 (62.5%)
WAYANAD	14	13 (92.9%)	11 (78.6%)	10 (71.4%)	10 (71.4%)
<b>Total</b>	<b>457</b>	<b>387 (84.7%)</b>	<b>328 (71.8%)</b>	<b>245 (53.6%)</b>	<b>268 (58.6%)</b>

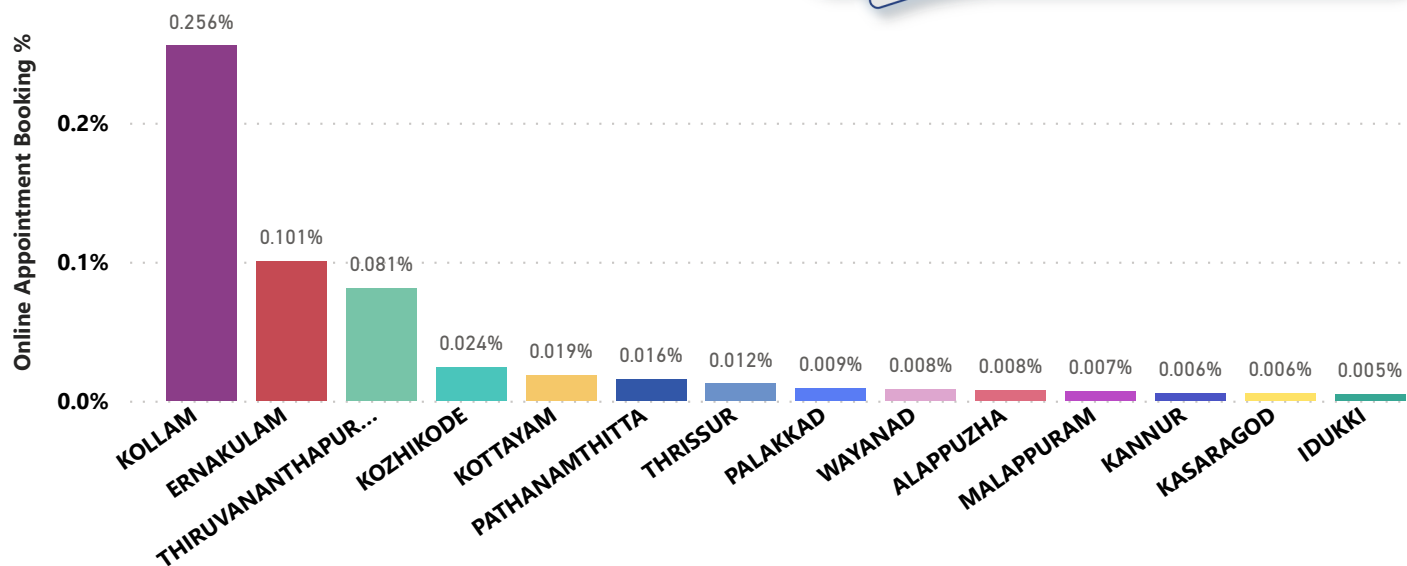


## 5. Percentage of Online Appointment Booking in Hospitals

District-wise count of Online appointments taken during the month of July '22. PKD holds 9 th position in Online appointments.

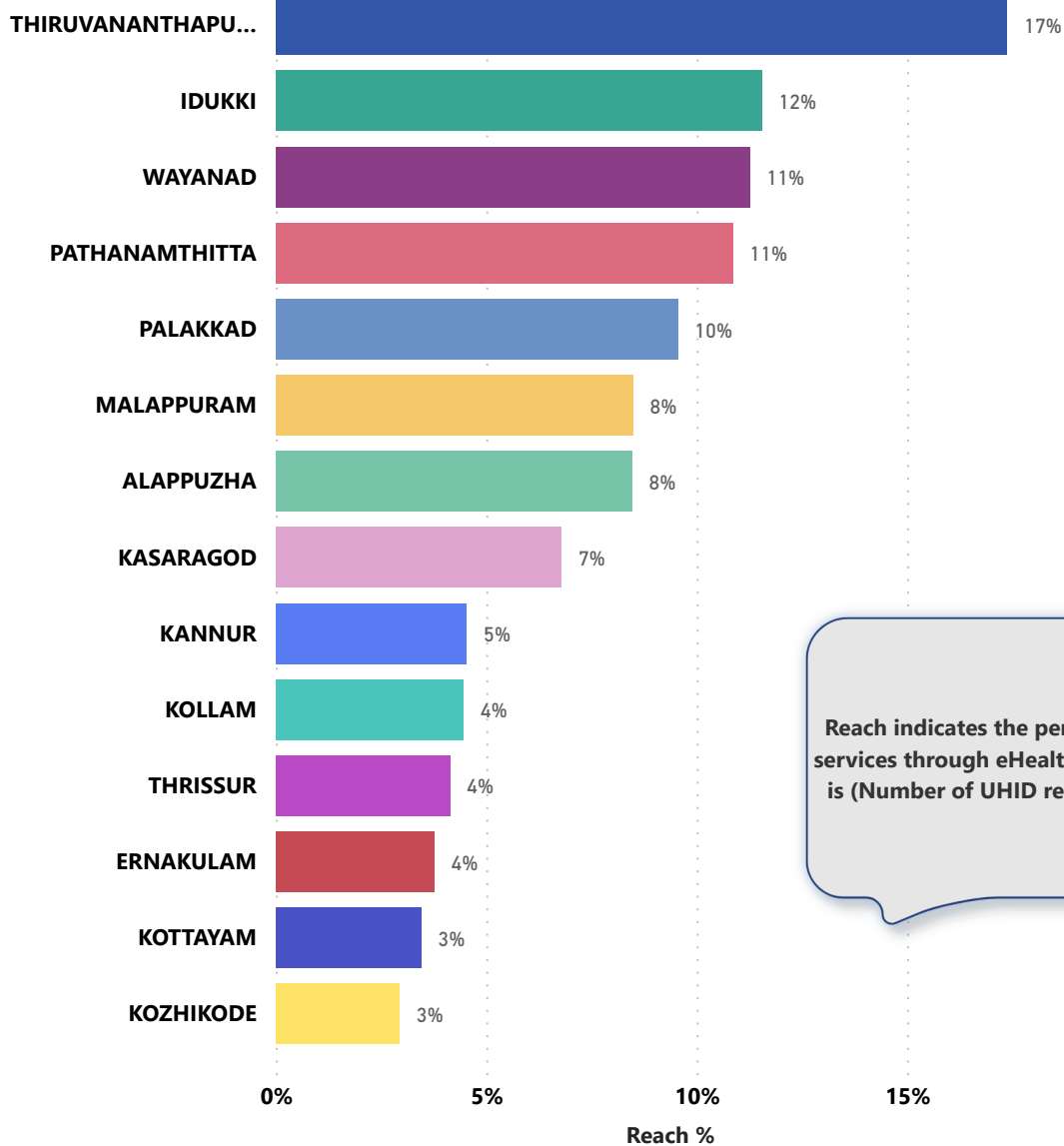


District-wise percentage of online appointment booking up on OP visits for the month of July '22. Calculation is performed as (Online Visits / OP Visits) \* 100 %.





## 6. eHealth Performance - Reach



Reach indicates the percentage of population availing services through eHealth. The formula used to calculate is  $(\text{Number of UHID registered} / \text{Population}) * 100 \%$ .

## 7. Public Health Survey Status

