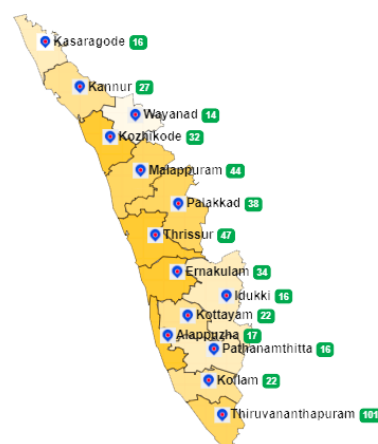


1. eHealth Kerala - Vital Statistics

Live Institutions	50
Medical College Hospitals	0
PHCs/FHCs	43
CHCs	0
DHs/GHs	0
PH Labs	0
Other(Inc Taluk Hospitals)	7



2. Highlights



- eHealth rolled out in 3 new institutions during the month of July '22.
- The Thrissur district is at position 4 in overall performance ranking of districts based on PHCs/FHCs.
- District is at :
 - position 7 in UHID Visits (30.90%).
 - position 5 in Doctor Consultation(81.46%).
 - position 4 in Pharmacy Usage(66.53%).
- The district is at position 3 in house survey completion(41.75%) and at position 2 in member survey completion(0.84%).



- Out of 43 PHCs /FHCs ,Reception module started at 34 PHCs/FHCs of the district.
- The district remains in 11th position in reach rank which indicates UHID registration proportionate to the population.
- The district moved from position 5 to position 6 in online appointment booking.

3. eHealth - District Ranking Matrix Based on Performance of PHCs/FHCs

The ranking matrix showcase the district performance in providing eHealth services through PHCs/FHCs based on five different parameters. These parameters include whether the reception module is started or not, UHID Visits, Doctor Consultation, Pharmacy Usage and Lab Usage. Based on the ranking, the districts are classified into three broad categories, the best performing districts, the average performing districts and the low performing districts.

The best performing districts should strive to continue to remain in the same position, whereas the average performing as well as the low performing districts should strive to reach to the 'top four' league.

The ranking matrix for the month of July '22 is given below:

District	Rank
KOLLAM	1
ALAPPUZHA	2
IDUKKI	2
PATHANAMTHITTA	2
KOTTAYAM	3
THIRUVANANTHAPURAM	3
WAYANAD	3
THRISSUR	4
PALAKKAD	5
KOZHIKODE	6
KANNUR	7
ERNAKULAM	8
KASARAGOD	9
MALAPPURAM	10

 Best performing
 Average performing
 Low performing

3. eHealth - Institution Level Ranking of PHCs/FHCs

Hospital	Rank
Family Health Centre Koolimuttom	1
Family Health Centre Nattika	1
Family Health Centre Vilvattom	2
Family Health Centre Anapuzha	3
Family Health Centre Elanad	3
Family Health Centre Karalam	3
Family Health Centre Meloor	3
Family Health Centre Pookode	3
Family Health Centre Poomangalam	3
Family Health Centre Thalikulam	3
Family Health Centre Arthat	4
Family Health Centre Ayyanthole	4
Family Health Centre Chamakkala	4
Family Health Centre Kaipamangalam	4
Family Health Centre Nenmanikkara	4
Family Health Centre Thrikkur	4
Family Health Centre Desamangalam	5
Family Health Centre Manaloor	5
Family Health Centre Poyya	5
Family Health Centre Punneyur	5
Family Health Centre Velookkara	5
Family Health Centre Velur	5
Family Health Centre Venkitangu	5
Family Health Centre Poomala	6
Family Health Centre Porkulam	6
Family Health Centre Thekkumkara	6
Family Health Centre Aloor	7
Family Health Centre Pariyaram Thrissur	8
Family Health Centre Madavana	9
Family Health Centre Vembellur	9
Family Health Centre Methala	10
Family Health Centre Mundur Tholur	10
Family Health Centre Paralam	10
Family Health Centre Pattikkad	10
Family Health Centre Kuzhoor	11
Family Health Centre Kodakara	12

3.1 eHealth Performance - Reception Module

Reception Module is considered to be functional in a PHC/FHC only if the number of total visits for the month is of minimum 500.

Out of 43 PHCs/FHCs of Thrissur district 34 institutions started the Reception Module.

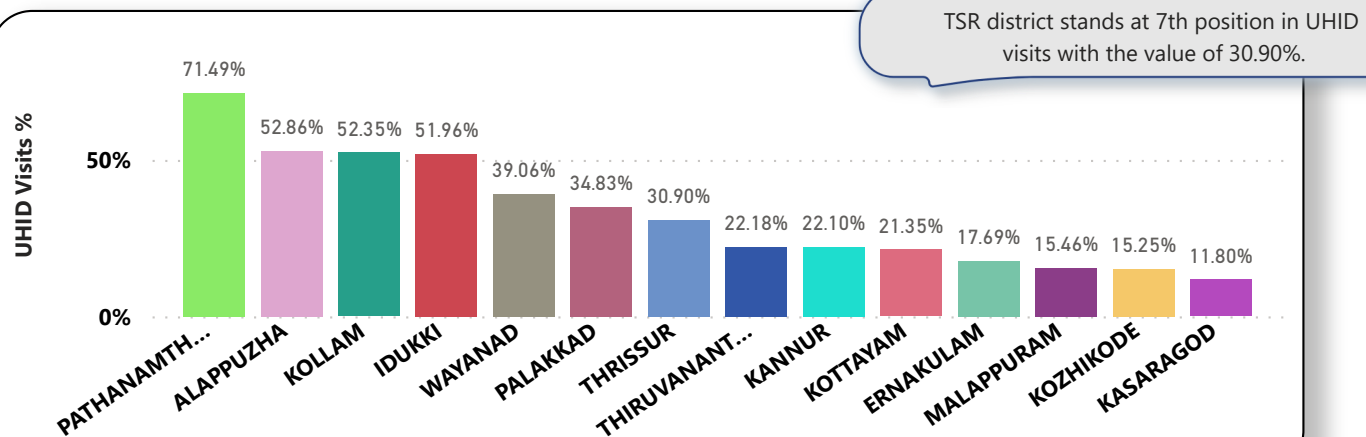
District	PHC/FHC Count	PHC/FHC with Reception	% of PHC/FHC with Reception
MALAPPURAM	39	20	51.00%
ERNAKULAM	28	21	75.00%
THRISSUR	43	34	79.00%
KOZHIKODE	20	17	85.00%
PALAKKAD	36	31	86.00%
ALAPPUZHA	15	13	87.00%
KASARAGOD	16	14	88.00%
PATHANAMTHITTA	16	14	88.00%
KANNUR	23	21	91.00%
WAYANAD	13	12	92.00%
KOTTAYAM	20	19	95.00%
THIRUVANANTHAPURAM	61	60	98.00%
IDUKKI	15	15	100.00%
KOLLAM	18	18	100.00%

Institutions where the reception module is either not started or not using

Hospital Name
Family Health Centre Cherpu
Family Health Centre Edavilangu
Family Health Centre Kadangode
Family Health Centre Kodakara
Family Health Centre Kuzhoor
Family Health Centre Mambra
Family Health Centre Nadathara
Family Health Centre Panjal
Family Health Centre Vallathol Nagar

3.2 e-Health Performance - UHID Visits

UHID Visit % is calculated as (UHID Visits / Total Visit) * 100



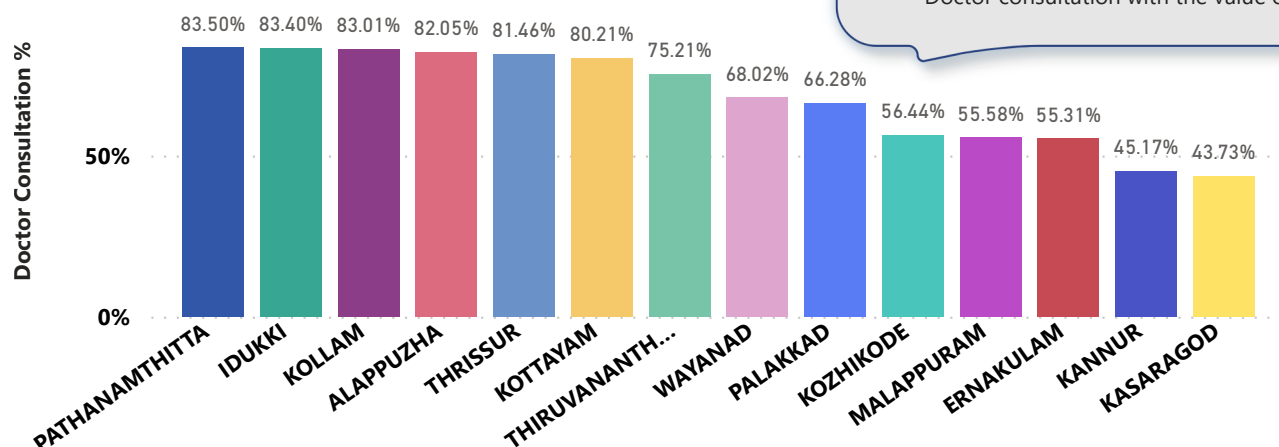
PHCs/FHCs based on UHID Visits

This list only includes Institutions with a minimum of 100 Total visit.

Hospital	UHID Visit %
Family Health Centre Porkulam	64.00%
Family Health Centre Meloor	62.00%
Family Health Centre Poomala	60.00%
Family Health Centre Velookkara	55.00%
Family Health Centre Kaipamangalam	54.00%
Family Health Centre Arthat	52.00%
Family Health Centre Karalam	52.00%
Family Health Centre Nattika	50.00%
Family Health Centre Pookode	49.00%
Family Health Centre Chamakkala	48.00%
Family Health Centre Nenmanikkara	47.00%
Family Health Centre Thalikulam	47.00%
Family Health Centre Elanad	42.00%
Family Health Centre Koolimuttom	42.00%
Family Health Centre Aloor	37.00%
Family Health Centre Manaloor	37.00%
Family Health Centre Venkitangu	37.00%

Hospital	UHID Visit %
Family Health Centre Poyya	3.00%
Family Health Centre Velur	4.00%
Family Health Centre Poomangalam	6.00%
Family Health Centre Pariyaram Thrissur	10.00%
Family Health Centre Thekkumkara	10.00%
Family Health Centre Thrikkur	13.00%
Family Health Centre Mundur Tholur	17.00%
Family Health Centre Paralam	18.00%
Family Health Centre Ayyanthole	21.00%
Family Health Centre Madavana	22.00%
Family Health Centre Punneyur	23.00%
Family Health Centre Vembellur	25.00%
Family Health Centre Vilvattom	25.00%
Family Health Centre Anapuzha	28.00%
Family Health Centre Desamangalam	34.00%

3.3 e-Health Performance - Doctor Consultation



TSR district stands at 5th position in the case of Doctor consultation with the value of 81.46%.

Doctor Consultation Percentage in PHCs/FHCs

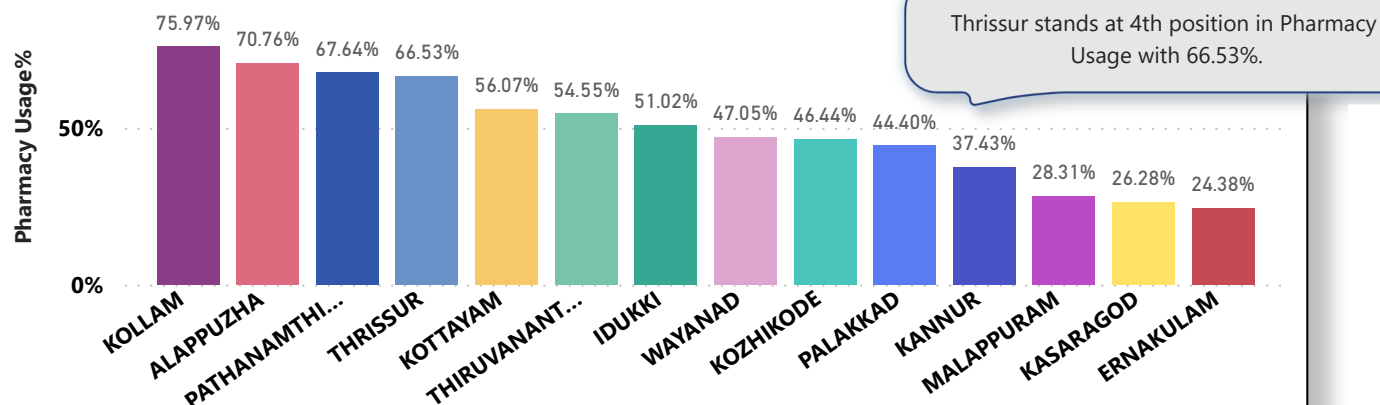
This list only includes Institutions with a minimum of 100 Total visit.

Hospital	Doctor Consultation %
Family Health Centre Anapuzha	99.89%
Family Health Centre Poyya	99.80%
Family Health Centre Vilvattom	99.73%
Family Health Centre Venkitangu	99.53%
Family Health Centre Desamangalam	99.33%
Family Health Centre Velur	98.97%
Family Health Centre Thalikulam	98.49%
Family Health Centre Manaloor	98.41%
Family Health Centre Thrikkur	98.16%
Family Health Centre Chamakkala	98.06%
Family Health Centre Karalam	97.65%
Family Health Centre Poomangalam	97.50%
Family Health Centre Arthat	97.15%
Family Health Centre Thekkumkara	96.83%
Family Health Centre Pookode	96.57%
Family Health Centre Porkulam	96.19%

Hospital	Doctor Consultation %
Family Health Centre Vembellur	5.85%
Family Health Centre Mundur Tholur	25.76%
Family Health Centre Madavana	35.19%
Family Health Centre Paralam	45.69%
Family Health Centre Aloor	70.20%
Family Health Centre Velookkara	76.34%
Family Health Centre Pariyaram Thrissur	77.75%
Family Health Centre Ayyanthole	85.99%
Family Health Centre Kaipamangalam	86.74%
Family Health Centre Nenmanikkara	88.76%
Family Health Centre Poomala	88.92%
Family Health Centre Meloor	89.53%
Family Health Centre Punneyur	90.70%
Family Health Centre Koolimuttom	92.38%
Family Health Centre Nattika	93.25%
Family Health Centre Elanad	94.32%

3.4 e-Health Performance - Pharmacy Usage in PHCs/FHCs

Pharmacy usage is calculated as (Pharmacy Prescription Count / Total Visits) *100



Pharmacy Usage in PHCs/FHCs

This list only includes Institutions with a minimum of 100 Total visit.

Hospital	Pharmacy Usage %
Family Health Centre Poyya	100.00%
Family Health Centre Elanad	94.00%
Family Health Centre Desamangalam	91.00%
Family Health Centre Poomangalam	91.00%
Family Health Centre Koolimuttom	89.00%
Family Health Centre Manaloor	87.00%
Family Health Centre Meloor	87.00%
Family Health Centre Velur	87.00%
Family Health Centre Vilvattom	87.00%
Family Health Centre Karalam	86.00%
Family Health Centre Thrikkur	86.00%
Family Health Centre Venkitangu	86.00%
Family Health Centre Nattika	85.00%
Family Health Centre Punnayur	84.00%
Family Health Centre Chamakkala	83.00%
Family Health Centre Nenmanikkara	83.00%

Hospital	Pharmacy Usage %
Family Health Centre Paralam	1.00%
Family Health Centre Porkulam	1.00%
Family Health Centre Vembellur	1.00%
Family Health Centre Madavana	23.00%
Family Health Centre Mundur Tholur	24.00%
Family Health Centre Poomala	41.00%
Family Health Centre Pariyaram Thrissur	46.00%
Family Health Centre Aloor	60.00%
Family Health Centre Kaipamangalam	65.00%
Family Health Centre Arthat	67.00%
Family Health Centre Velookkara	69.00%
Family Health Centre Pookode	76.00%
Family Health Centre Thalikulam	76.00%
Family Health Centre Anapuzha	78.00%
Family Health Centre Ayyanthole	78.00%
Family Health Centre Thekkumkara	81.00%

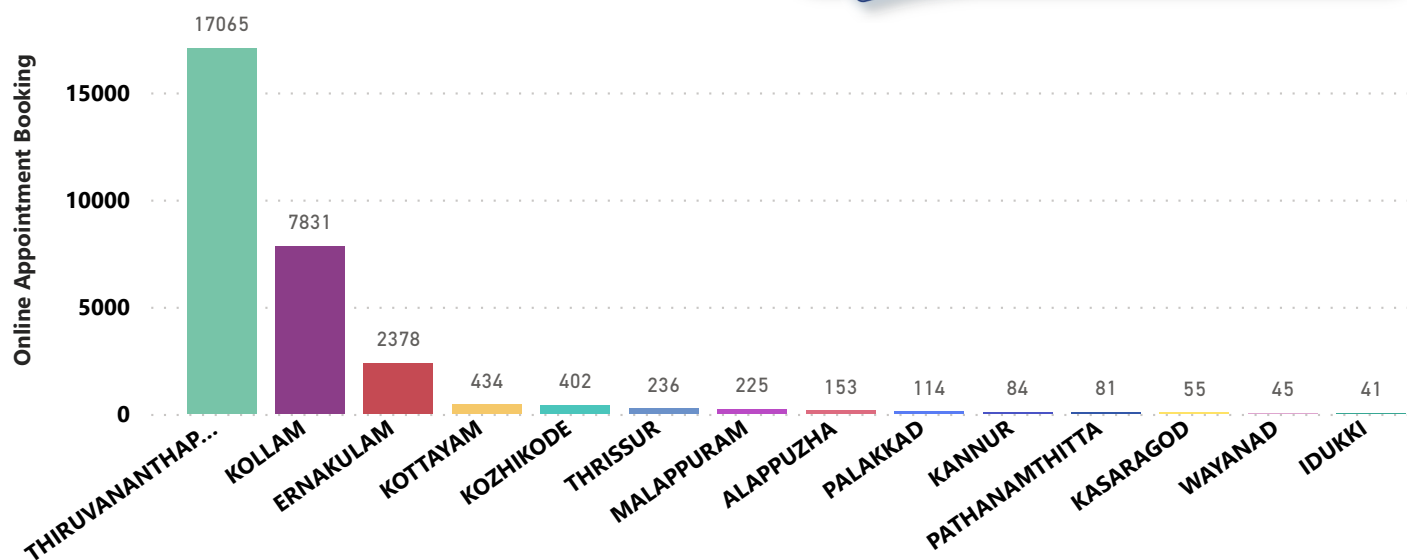
4. Status of Modules started in Hospitals

District wise status of live institutions and the count of various modules [Reception, OP Consultation, Lab, Pharmacy] started.

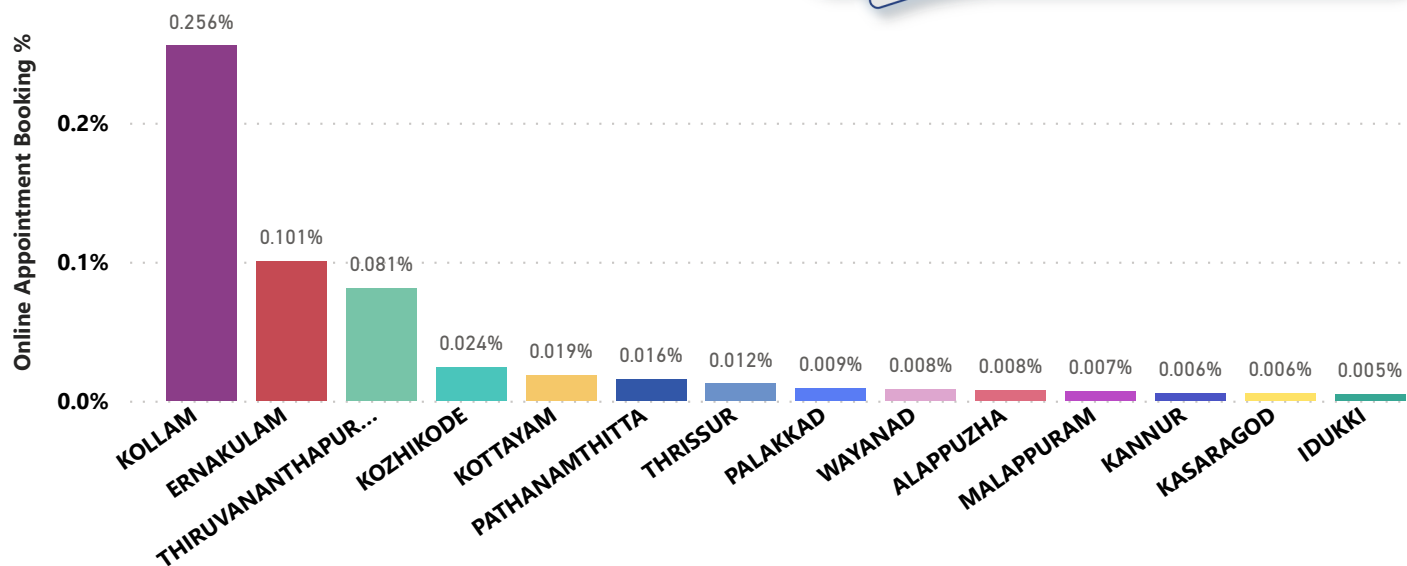
District Name	Live Institutions	Reception	Consultation	Lab	Pharmacy
THIRUVANANTHAPURAM	103	100 (97.1%)	85 (82.5%)	75 (72.8%)	74 (71.8%)
THRISSUR	50	41 (82.%)	39 (78.%)	31 (62.%)	37 (74.%)
MALAPPURAM	45	27 (60.%)	19 (42.2%)	12 (26.7%)	11 (24.4%)
PALAKKAD	38	33 (86.8%)	25 (65.8%)	18 (47.4%)	15 (39.5%)
ERNAKULAM	34	24 (70.6%)	17 (50.%)	9 (26.5%)	13 (38.2%)
KOZHIKODE	32	23 (71.9%)	17 (53.1%)	12 (37.5%)	14 (43.8%)
KANNUR	27	21 (77.8%)	18 (66.7%)	9 (33.3%)	10 (37.%)
KOLLAM	22	22 (100.%)	22 (100.%)	21 (95.5%)	21 (95.5%)
KOTTAYAM	22	20 (90.9%)	20 (90.9%)	10 (45.5%)	17 (77.3%)
ALAPPUZHA	18	15 (83.3%)	14 (77.8%)	11 (61.1%)	13 (72.2%)
KASARAGOD	18	18 (100.%)	13 (72.2%)	8 (44.4%)	11 (61.1%)
IDUKKI	16	16 (100.%)	15 (93.8%)	12 (75.%)	12 (75.%)
PATHANAMTHITTA	16	14 (87.5%)	13 (81.3%)	7 (43.8%)	10 (62.5%)
WAYANAD	14	13 (92.9%)	11 (78.6%)	10 (71.4%)	10 (71.4%)
Total	455	387 (85.1%)	328 (72.1%)	245 (53.8%)	268 (58.9%)

5. Percentage of Online Appointment Booking in Hospitals

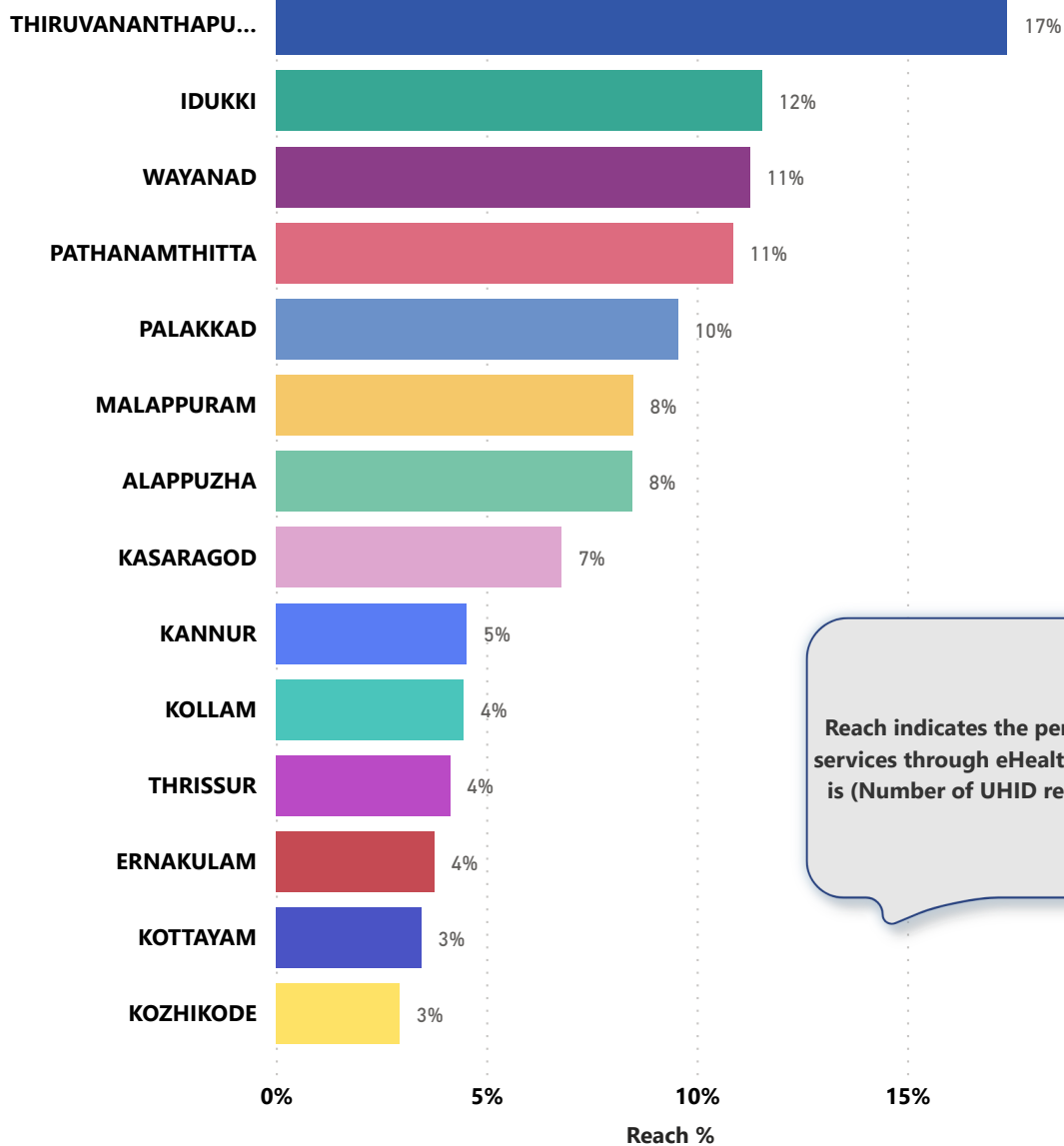
District-wise count of Online appointments taken during the month of July'22. TSR district stands at 6th position in the case of online appointment booking.



District-wise percentage of online appointment booking up on OP visits for the month of July '22. Calculation is performed as (Online Visits / OP Visits) * 100 %.



6. eHealth Performance - Reach



Reach indicates the percentage of population availing services through eHealth. The formula used to calculate is $(\text{Number of UHID registered} / \text{Population}) * 100 \%$.

7. Public Health Survey Status

