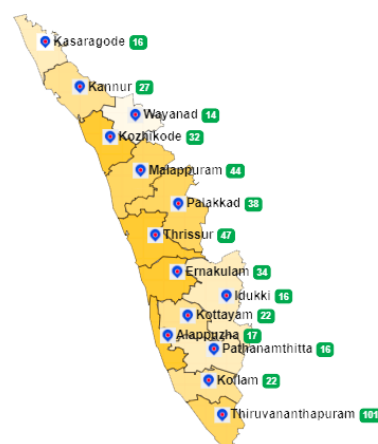


### 1. eHealth Kerala - Vital Statistics

<b>Live Institutions</b>	103
<b>Medical College Hospitals</b>	4
<b>PHCs/FHCs</b>	62
<b>CHCs</b>	17
<b>DHs/GHs</b>	4
<b>PH Labs</b>	1
<b>Other(Inc Taluk Hospitals)</b>	15



### 2. Highlights



- The Thiruvananthapuram district stands at position 3 in overall performance ranking of the districts based on PHCs/FHCs.
- Reception module is functional in 98% of PHCs/FHCs in the district.
- The district is at top position in the number of online appointment booking.
- The district remains at top position in reach rank which indicates UHID registration proportionate to the population.
- The district is at top position in house survey completion(57%) and member survey completion(3%).



- District is at :
  - position 8 in UHID Visits (22%).
  - position 7 in Doctor Consultation(75%).
  - position 6 in Pharmacy Usage(55%).
- Member survey completion percentage in the district is only 3%.

## 3. eHealth - District Ranking Matrix Based on Performance of PHCs/FHCs

The ranking matrix showcase the district performance in providing eHealth services through PHCs/FHCs based on five different parameters. These parameters include whether the reception module is started or not, UHID Visits, Doctor Consultation, Pharmacy Usage and Lab Usage. Based on the ranking, the districts are classified into three broad categories, the best performing districts, the average performing districts and the low performing districts.

The best performing districts should strive to continue to remain in the same position, whereas the average performing as well as the low performing districts should strive to reach to the 'top four' league.

The ranking matrix for the month of July '22 is given below:

District	Rank
KOLLAM	1
ALAPPUZHA	2
IDUKKI	2
PATHANAMTHITTA	2
KOTTAYAM	3
THIRUVANANTHAPURAM	3
WAYANAD	3
THRISSUR	4
PALAKKAD	5
KOZHIKODE	6
KANNUR	7
ERNAKULAM	8
KASARAGOD	9
MALAPPURAM	10

 Best performing  
 Average performing  
 Low performing

## 3. eHealth - Institution Level Ranking of PHCs/FHCs

Hospital	Rank
Family Health Centre Amachal New	1
Family Health Centre Anakudy	1
Family Health Centre Kallikkad New	1
Family Health Centre Kottukal	1
Family Health Centre Paraniyam	1
Family Health Centre Poozhanad	1
Family Health Centre Chenkal	2
Family Health Centre Kuttichal	2
Family Health Centre Mukkola	2
Family Health Centre Balaramapuram	3
Family Health Centre Edava	3
Family Health Centre Kadakampally	3
Family Health Centre Maranalloor	3
Family Health Centre Panavoor	3
Family Health Centre Anad	4
Family Health Centre Aruvikkara	4
Family Health Centre Karakulam	4
Family Health Centre Kulathoor	4
Family Health Centre Kunnathukal	4
Family Health Centre Vamanapuram	4
Family Health Centre Veeranakavu	4
Primary Health Centre Kalliyoor	4
Family Health Centre Jagathy	5
Family Health Centre Keezhattingal	5
Family Health Centre Parasuvaikkal Parasala	5
Family Health Centre Pozhiyoor	5
Family Health Centre Vattiyoorkavu	5
Primary Health Centre Thonnakkal	5
Primary Health Centre Vellayani	5
Family Health Centre Karavaram	6
Family Health Centre Karode	6
Family Health Centre Manickal	6

Hospital	Rank
Family Health Centre Kattakada	12
Family Health Centre Kollayil	12
Family Health Centre Madavoor	12
Family Health Centre Pangapara Integrated	12
Family Health Centre Peringammala	12
Family Health Centre Vettoor	12
Primary Health Centre Azhoor	12
Secretariat Health Centre Thiruvananthapuram	12
Family Health Centre Kilimanoor	11
Family Health Centre Malayadi	11
Family Health Centre Puthukurichy	11
Family Health Centre Tholicode	11
Family Health Centre Vilavoorkkal	11
Family Health Centre Mudakkal	10
Family Health Centre Chemmaruthy	9
Family Health Centre Mangalapuram	9
Family Health Centre Pulimath	9
Family Health Centre Thonipara	9
Primary Health Centre Andoorkonam	9
Family Health Centre Amboori	8
Family Health Centre Cherunniyoor	8
Family Health Centre Uzhamalakkal	8
Family Health Centre Chemboor	7
Family Health Centre Perumpazhuthoor	7
Family Health Centre Pullampara	7
Family Health Centre Vembayam	7
Family Health Centre Karavaram	6
Family Health Centre Karode	6
Family Health Centre Manickal	6
Family Health Centre Pallichal	6
Family Health Centre Perumathura	6

## 3.1 eHealth Performance - Reception Module

Reception Module is considered to be functional in a PHC/FHC only if the number of total visits for the month is of minimum 500.

Out of 61 PHCs/FHCs of TVM district 60 institutions started the Reception Module.

District	PHC/FHC Count	PHC/FHC with Reception	% of PHC/FHC with Reception
IDUKKI	15	15	100.00%
KOLLAM	18	18	100.00%
THIRUVANANTHAPURAM	61	60	98.00%
KOTTAYAM	20	19	95.00%
WAYANAD	13	12	92.00%
KANNUR	23	21	91.00%
KASARAGOD	16	14	88.00%
PATHANAMTHITTA	16	14	88.00%
ALAPPUZHA	15	13	87.00%
PALAKKAD	36	31	86.00%
KOZHIKODE	20	17	85.00%
THRISSUR	43	34	79.00%
ERNAKULAM	28	21	75.00%
MALAPPURAM	39	20	51.00%

Institutions where the reception module is either not started or not using

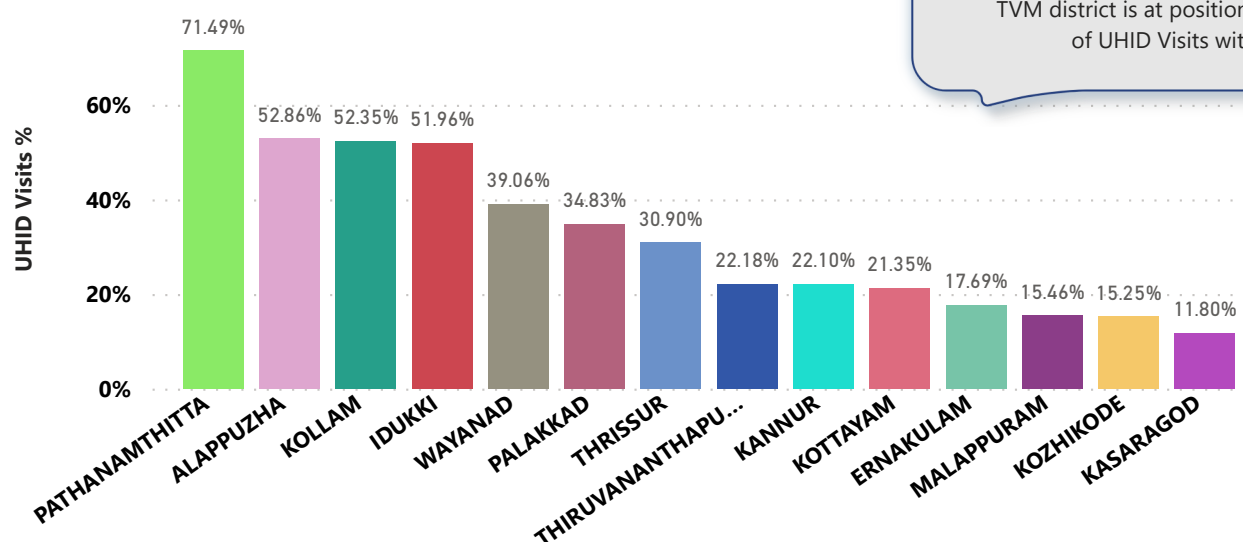
Hospital Name

Primary Health Centre Veli



## 3.2 e-Health Performance - UHID Visits

UHID Visit % is calculated as (UHID Visits / Total Visit ) \*100



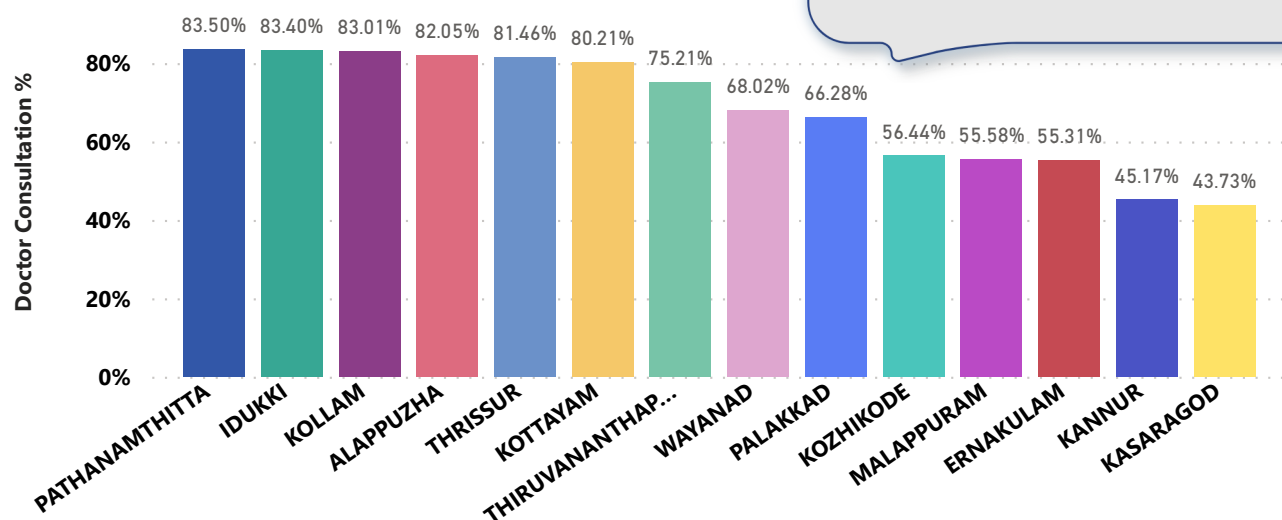
## PHCs/FHCs based on UHID Visits

This list only includes Institutions with a minimum of 100 Total visit

Hospital	UHID Visit %
Family Health Centre Anakudy	88.00%
Family Health Centre Karavaram	68.00%
Family Health Centre Parasuvaikkal Parasala	65.00%
Family Health Centre Kottukal	62.00%
Family Health Centre Veeranakavu	62.00%
Family Health Centre Maranalloor	52.00%
Family Health Centre Kallikkad New	50.00%
Family Health Centre Amachal New	47.00%
Family Health Centre Pullampara	46.00%
Family Health Centre Paraniyam	45.00%
Family Health Centre Poozhanad	45.00%
Family Health Centre Karode	41.00%
Family Health Centre Kuttichal	39.00%
Primary Health Centre Vellayani	39.00%
Family Health Centre Tholicode	38.00%
Family Health Centre Kilimanoor	36.00%
Family Health Centre Pallichal	34.00%
Family Health Centre Malayadi	32.00%

Hospital	UHID Visit %
Family Health Centre Pangapara Integrated	2.00%
Family Health Centre Chemboor	5.00%
Family Health Centre Kattakada	5.00%
Family Health Centre Mudakkal	5.00%
Family Health Centre Vembayam	5.00%
Primary Health Centre Kalliyoor	5.00%
Family Health Centre Mangalapuram	6.00%
Family Health Centre Perumathura	6.00%
Primary Health Centre Thonnakkal	6.00%
Family Health Centre Kadakampally	7.00%
Family Health Centre Chemmaruthy	8.00%
Primary Health Centre Azhoor	8.00%
Family Health Centre Manickal	10.00%
Family Health Centre Vattiyookavu	10.00%
Family Health Centre Keezhattingal	13.00%
Family Health Centre Peringammala	13.00%
Family Health Centre Kulathoor	14.00%
Family Health Centre Pozhiyoor	15.00%

## 3.3 e-Health Performance - Doctor Consultation



## Doctor Consultation Percentage in PHCs/FHCs

This list only includes Institutions with a minimum of 100 Total visit

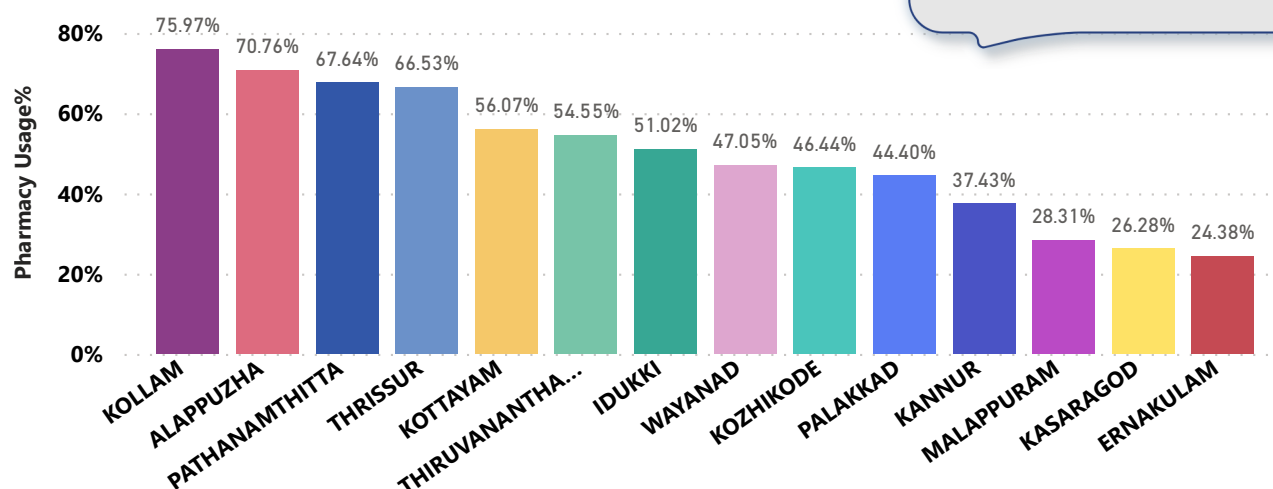
Hospital	Doctor Consultation %
Family Health Centre Chenkal	99.88%
Family Health Centre Amachal New	99.86%
Family Health Centre Poozhanad	99.82%
Family Health Centre Kadakampally	99.74%
Family Health Centre Mukkola	99.26%
Family Health Centre Panavoor	99.09%
Family Health Centre Anakudy	98.98%
Family Health Centre Perumathura	98.78%
Family Health Centre Vembayam	98.35%
Family Health Centre Kulathoor	98.26%
Family Health Centre Kottukal	98.25%
Family Health Centre Maranalloor	97.74%
Family Health Centre Kallikkad New	97.31%
Family Health Centre Kuttichal	97.30%
Family Health Centre Balaramapuram	97.24%
Family Health Centre Aruvikkara	95.46%
Primary Health Centre Kalliyoor	94.31%
Primary Health Centre Vellayani	94.24%

Hospital	Doctor Consultation %
Family Health Centre Malayadi	0.00%
Family Health Centre Peringammala	0.00%
Secretariat Health Centre Thiruvananthapuram	0.00%
Primary Health Centre Azhoor	0.36%
Family Health Centre Pangapara Integrated	15.92%
Family Health Centre Tholicode	38.88%
Family Health Centre Kattakada	42.44%
Family Health Centre Kilimanoor	44.01%
Family Health Centre Mudakkal	51.14%
Family Health Centre Pullampara	55.74%
Family Health Centre Chemboor	57.85%
Family Health Centre Uzhamalakkal	58.59%
Family Health Centre Chemmaruthy	59.10%
Family Health Centre Thonipara	62.51%
Family Health Centre Veeranakavu	62.86%
Family Health Centre Pozhiyoor	74.95%
Family Health Centre Kavaratti	76.67%

## 3.4 e-Health Performance - Pharmacy Usage in PHCs/FHCs

Pharmacy usage is calculated as (Pharmacy Prescription Count / Total Visits ) \*100

The TVM district stands at position 6 in Pharmacy Usage with 55%.



## Pharmacy Usage in PHCs/FHCs

This list only includes Institutions with a minimum of 100 Total visit

Hospital	Pharmacy Usage %
Family Health Centre Panavoor	93.00%
Family Health Centre Perumathura	91.00%
Family Health Centre Chenkal	90.00%
Family Health Centre Poozhanad	89.00%
Family Health Centre Kallikkad New	88.00%
Family Health Centre Edava	86.00%
Family Health Centre Kadakampally	86.00%
Family Health Centre Keezhattingal	85.00%
Family Health Centre Pozhiyoor	85.00%
Family Health Centre Kuttichal	84.00%
Family Health Centre Kulathoor	82.00%
Family Health Centre Amachal New	81.00%
Family Health Centre Paraniyam	81.00%
Family Health Centre Mukkola	80.00%
Family Health Centre Vattiyoorkavu	79.00%
Family Health Centre Anakudy	78.00%
Family Health Centre Kunnathukal	78.00%

Hospital	Pharmacy Usage %
Family Health Centre Malayadi	0.00%
Family Health Centre Mudakkal	0.00%
Family Health Centre Pangapara Integrated	0.00%
Family Health Centre Peringammala	0.00%
Primary Health Centre Azhoor	0.00%
Secretariat Health Centre Thiruvananthapuram	0.00%
Family Health Centre Tholicode	7.00%
Family Health Centre Kattakada	23.00%
Family Health Centre Uzhamalakkal	32.00%
Family Health Centre Mangalapuram	34.00%
Family Health Centre Pallichal	38.00%
Family Health Centre Kilimanoor	39.00%
Family Health Centre Karode	41.00%
Family Health Centre Chemmaruthy	46.00%
Family Health Centre Veeranakavu	47.00%
Family Health Centre Chemboor	48.00%
Family Health Centre Vembayam	52.00%

## 4. Status of Modules started in Hospitals

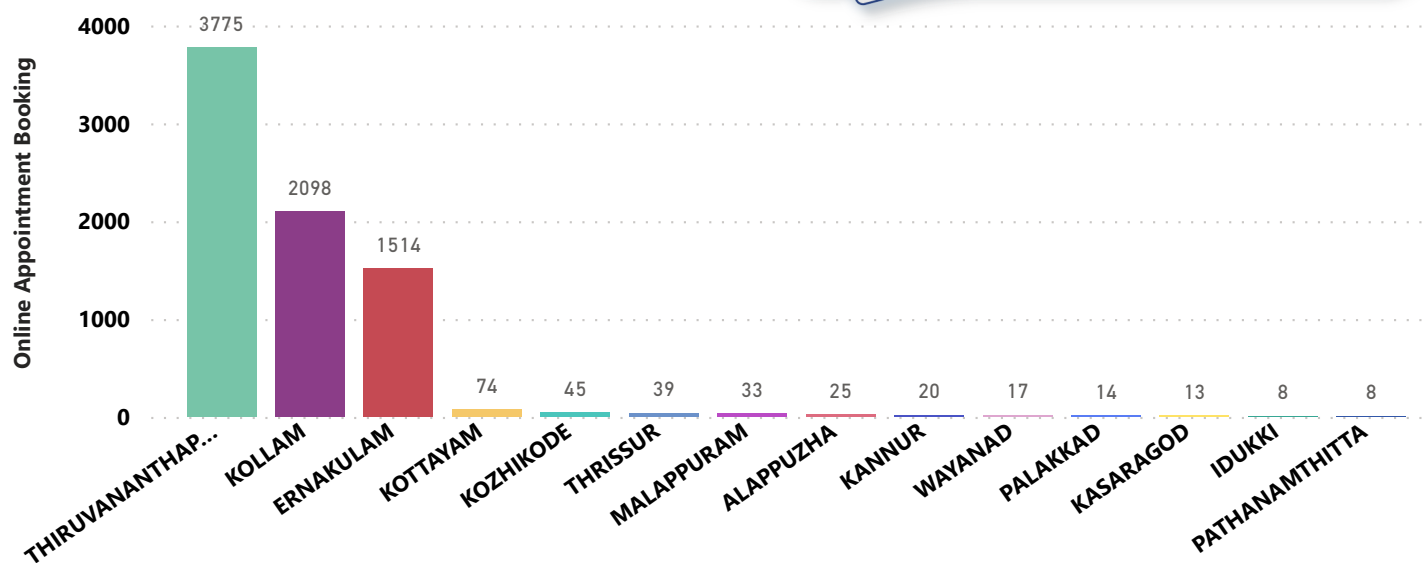
District wise status of live institutions and the count of various modules [Reception, OP Consultation, Lab, Pharmacy] started.

District Name	Live Institutions	Reception	Consultation	Lab	Pharmacy
THIRUVANANTHAPURAM	103	100 (97.1%)	85 (82.5%)	75 (72.8%)	74 (71.8%)
THRISSUR	50	41 (82.%)	39 (78.%)	31 (62.%)	37 (74.%)
MALAPPURAM	45	27 (60.%)	19 (42.2%)	12 (26.7%)	11 (24.4%)
PALAKKAD	38	33 (86.8%)	25 (65.8%)	18 (47.4%)	15 (39.5%)
ERNAKULAM	34	24 (70.6%)	17 (50.%)	9 (26.5%)	13 (38.2%)
KOZHIKODE	32	23 (71.9%)	17 (53.1%)	12 (37.5%)	14 (43.8%)
KANNUR	27	21 (77.8%)	18 (66.7%)	9 (33.3%)	10 (37.%)
KOLLAM	22	22 (100.%)	22 (100.%)	21 (95.5%)	21 (95.5%)
KOTTAYAM	22	20 (90.9%)	20 (90.9%)	10 (45.5%)	17 (77.3%)
ALAPPUZHA	18	15 (83.3%)	14 (77.8%)	11 (61.1%)	13 (72.2%)
KASARAGOD	18	18 (100.%)	13 (72.2%)	8 (44.4%)	11 (61.1%)
IDUKKI	16	16 (100.%)	15 (93.8%)	12 (75.%)	12 (75.%)
PATHANAMTHITTA	16	14 (87.5%)	13 (81.3%)	7 (43.8%)	10 (62.5%)
WAYANAD	14	13 (92.9%)	11 (78.6%)	10 (71.4%)	10 (71.4%)
<b>Total</b>	<b>455</b>	<b>387 (85.1%)</b>	<b>328 (72.1%)</b>	<b>245 (53.8%)</b>	<b>268 (58.9%)</b>

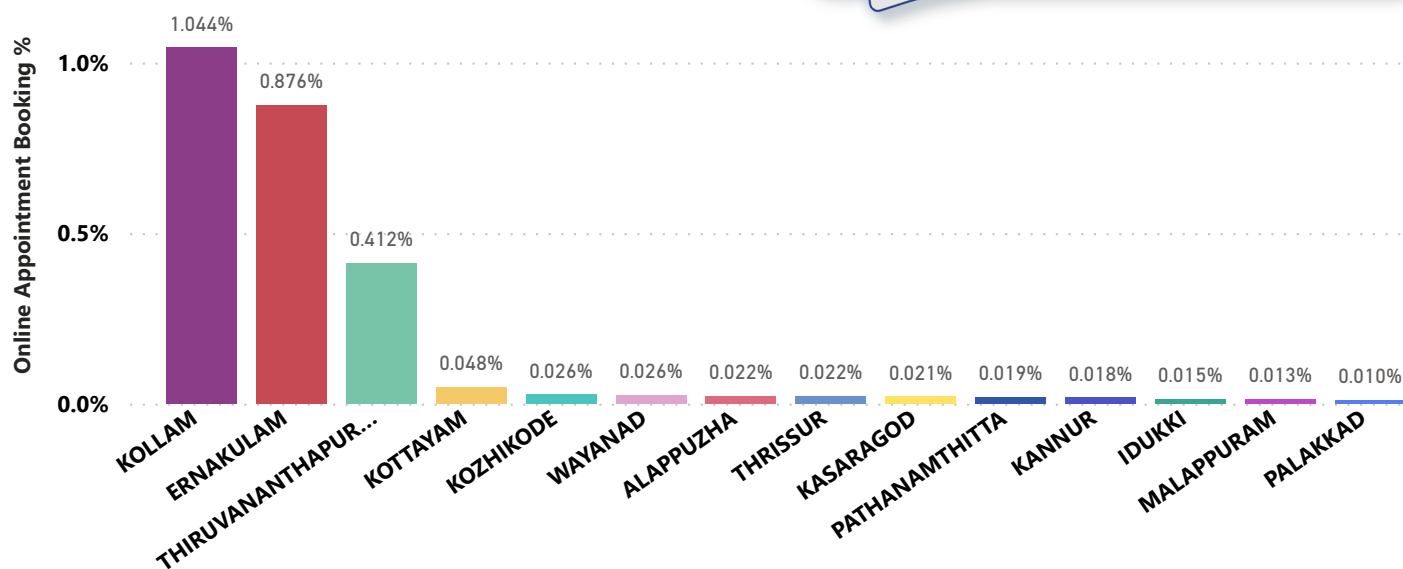


## 5. Percentage of Online Appointment Booking in Hospitals

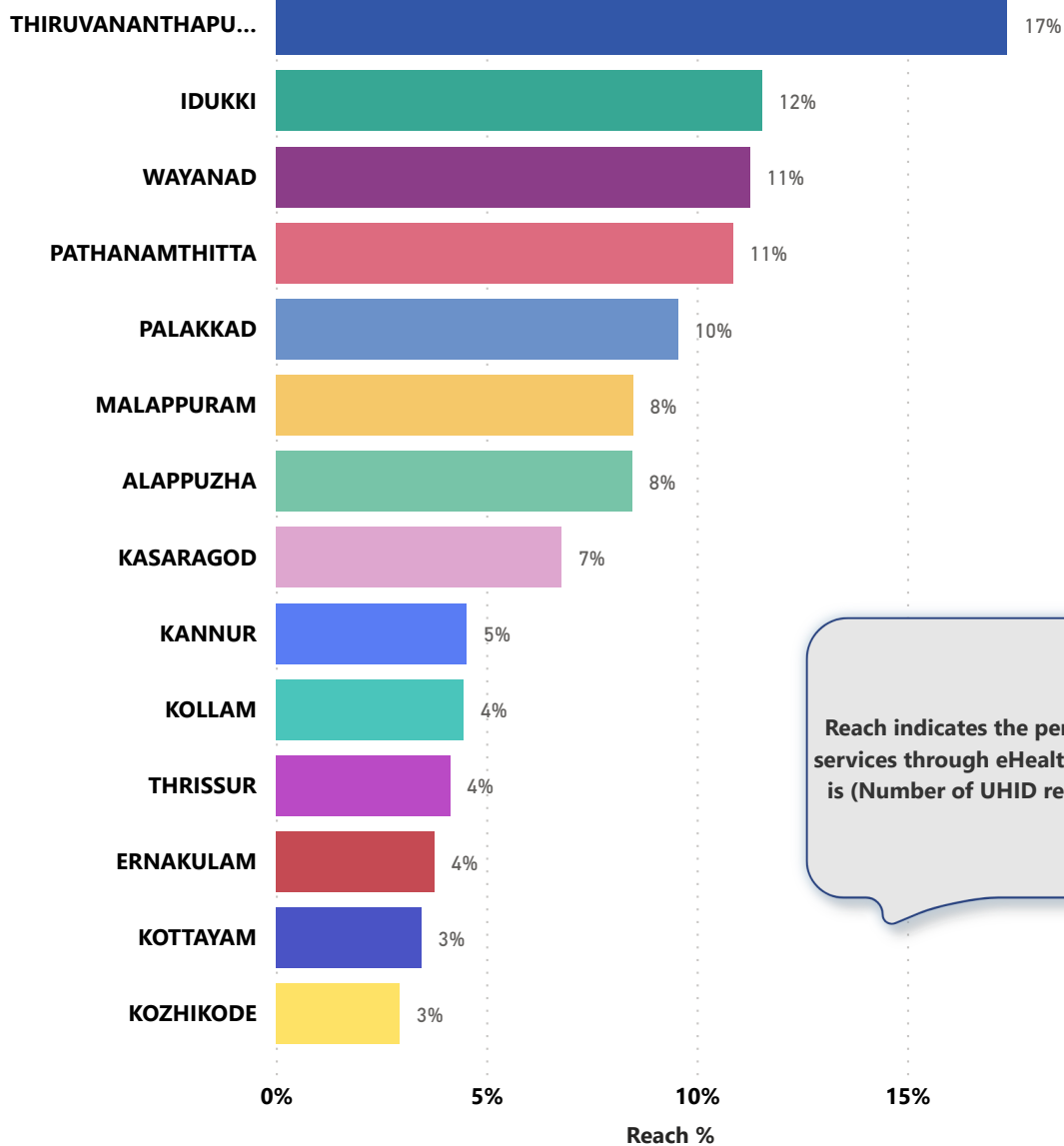
District-wise count of online appointments taken during the month of July '22. TVM district stands at first position in the case of online appointment booking.



District-wise percentage of online appointment booking up on OP visits for the month of July '22. Calculation is performed as (Online Visits / OP Visits) \* 100 %.



## 6. eHealth Performance - Reach



Reach indicates the percentage of population availing services through eHealth. The formula used to calculate is  $(\text{Number of UHID registered} / \text{Population}) * 100 \%$ .

## 7. Public Health Survey Status

