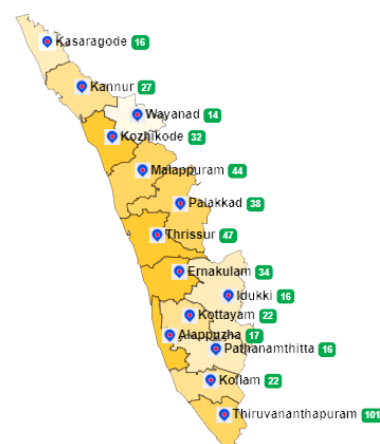


1. eHealth Kerala - Vital Statistics

Live Institutions	14
Medical College Hospitals	0
PHCs/FHCs	13
CHCs	0
DHs/GHs	0
PH Labs	0
Other(Inc Taluk Hospitals)	1



2. Highlights



- The Wayand district is at position 3 in overall performance ranking of districts based on PHCs/FHCs.
- Out of 13 PHCs /FHCs ,Reception module started at 12 PHCs/FHCs of the district.
- District is at :
 - position 5 in UHID Visits (39.06%).
- The district is at 3rd position in reach rank which indicates UHID registration proportionate to the population.



- District is at :
 - position 8 in Doctor Consultation(68.02%).
 - position 8 in Pharmacy Usage(47.05%).
- The district is at position 10 in online appointment booking.
- The district is at position 10 in house survey completion(.76%) and at position 10 in member survey completion(0.02%).




3. eHealth - District Ranking Matrix Based on Performance of PHCs/FHCs

The ranking matrix showcase the district performance in providing eHealth services through PHCs/FHCs based on five different parameters. These parameters include whether the reception module is started or not, UHID Visits, Doctor Consultation, Pharmacy Usage and Lab Usage. Based on the ranking, the districts are classified into three broad categories, the best performing districts, the average performing districts and the low performing districts.

The best performing districts should strive to continue to remain in the same position, whereas the average performing as well as the low performing districts should strive to reach to the 'top four' league.

The ranking matrix for the month of July '22 is given below:

District	Rank
KOLLAM	1
ALAPPUZHA	2
IDUKKI	2
PATHANAMTHITTA	2
KOTTAYAM	3
THIRUVANANTHAPURAM	3
WAYANAD	3
THRISSUR	4
PALAKKAD	5
KOZHIKODE	6
KANNUR	7
ERNAKULAM	8
KASARAGOD	9
MALAPPURAM	10

 Best performing
 Average performing
 Low performing

3. eHealth - Institution Level Ranking of PHCs/FHCs

Hospital	Rank
Family Health Center Noolpuzha	1
Family Health Centre Meppady	1
Family Health Centre Poothadi	1
Family Health Centre Kottathara	2
Family Health Centre Vengapally	2
Family Health Centre Appappara	3
Family Health Centre Padinharethara	4
Family Health Centre Cheeral	5
Family Health Centre Chethalayam	6
Family Health Centre Thondernad	7
Family Health Centre Pozhuthana	8
Family Health Centre Vellamunda	8

3.1 eHealth Performance - Reception Module

Reception Module is considered to be functional in a PHC/FHC only if the number of total visits for the month is of minimum 500.

Out of 13 PHCs/FHCs of Wayand district 12 institutions started the Reception Module.

District	PHC/FHC Count	PHC/FHC with Reception	% of PHC/FHC with Reception
IDUKKI	15	15	100.00%
KOLLAM	18	18	100.00%
THIRUVANANTHAPURAM	61	60	98.00%
KOTTAYAM	20	19	95.00%
WAYANAD	13	12	92.00%
KANNUR	23	21	91.00%
KASARAGOD	16	14	88.00%
PATHANAMTHITTA	16	14	88.00%
ALAPPUZHA	15	13	87.00%
PALAKKAD	36	31	86.00%
KOZHIKODE	20	17	85.00%
THRISSUR	44	34	77.00%
ERNAKULAM	28	21	75.00%
MALAPPURAM	40	20	50.00%

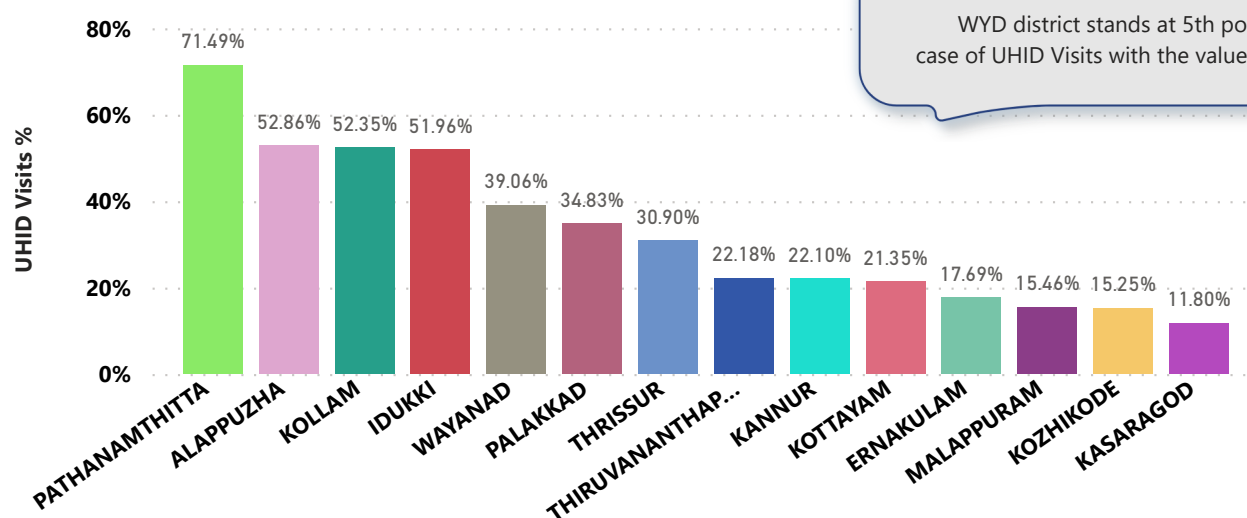
Institutions where the reception module is either not started or not using

Hospital Name

Family Health Centre Ambalavayal

3.2 e-Health Performance - UHID Visits

UHID Visit % is calculated as (UHID Visits / Total Visit) *100

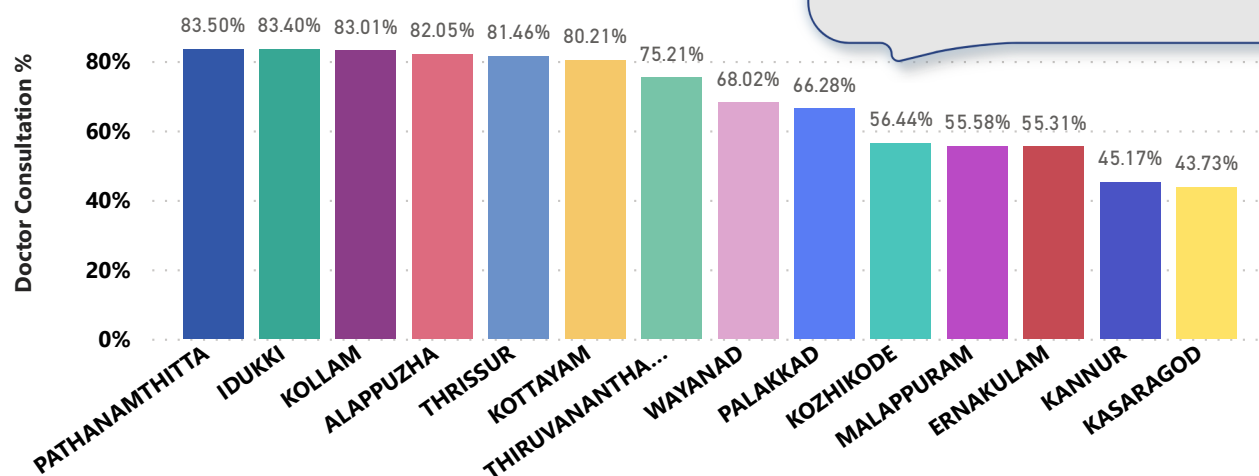


PHCs/FHCs based on UHID Visits

This list only includes Institutions with a minimum of 100 Total visit.

Hospital	UHID Visit %
Family Health Centre Poothadi	65.00%
Family Health Centre Chethalayam	62.00%
Family Health Centre Padinharethara	62.00%
Family Health Centre Kottathara	61.00%
Family Health Centre Vengapally	56.00%
Family Health Center Noolpuzha	44.00%
Family Health Centre Meppady	42.00%
Family Health Centre Appappara	31.00%
Family Health Centre Thondernad	29.00%
Family Health Centre Cheeral	26.00%
Family Health Centre Pozhuthana	11.00%
Family Health Centre Vellamunda	7.00%

3.3 e-Health Performance - Doctor Consultation



WYD district at 8th position in Doctor consultation with the value of 68.02%

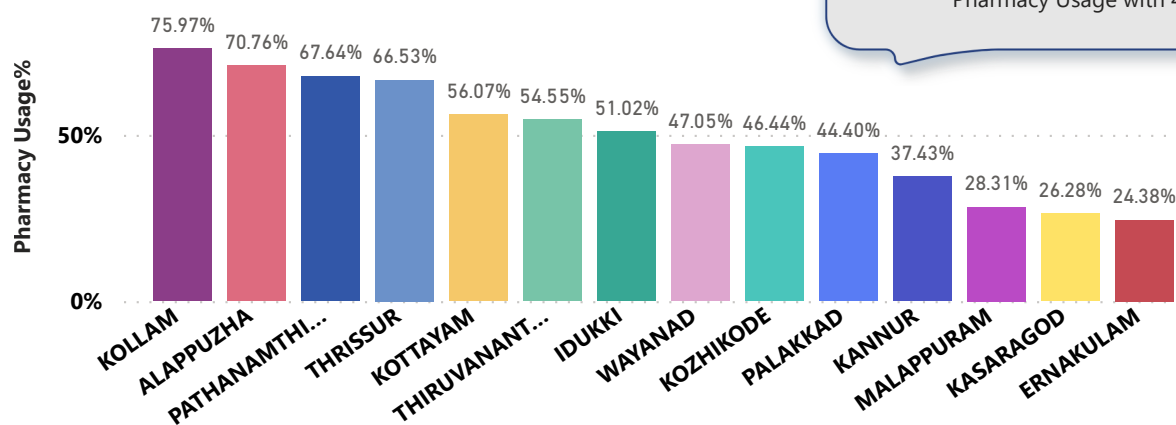
Doctor Consultation Percentage in PHCs/FHCs

This list only includes Institutions with a minimum of 100 Total visit.

Hospital	Doctor Consultation %
Family Health Centre Cheeral	98.94%
Family Health Centre Vengapally	98.40%
Family Health Centre Meppady	97.99%
Family Health Centre Poothadi	97.05%
Family Health Center Noolpuzha	96.56%
Family Health Centre Kottathara	93.39%
Family Health Centre Appappara	76.35%
Family Health Centre Padinharethara	56.71%
Family Health Centre Thondernad	33.14%
Family Health Centre Chethalayam	0.00%
Family Health Centre Pozhuthana	0.00%
Family Health Centre Vellamunda	0.00%

3.4 e-Health Performance - Pharmacy Usage in PHCs/FHCs

Pharmacy usage is calculated as (Pharmacy Prescription Count / Total Visits) *100



Pharmacy Usage in PHCs/FHCs

This list only includes Institutions with a minimum of 100 Total visit.

Hospital	Pharmacy Usage %
Family Health Centre Vengapally	92.00%
Family Health Centre Poothadi	91.00%
Family Health Centre Kottathara	86.00%
Family Health Center Noolpuzha	85.00%
Family Health Centre Meppady	80.00%
Family Health Centre Appappara	63.00%
Family Health Centre Padinharethara	9.00%
Family Health Centre Thondernad	8.00%
Family Health Centre Cheeral	0.00%
Family Health Centre Chethalayam	0.00%
Family Health Centre Pozhuthana	0.00%
Family Health Centre Vellamunda	0.00%

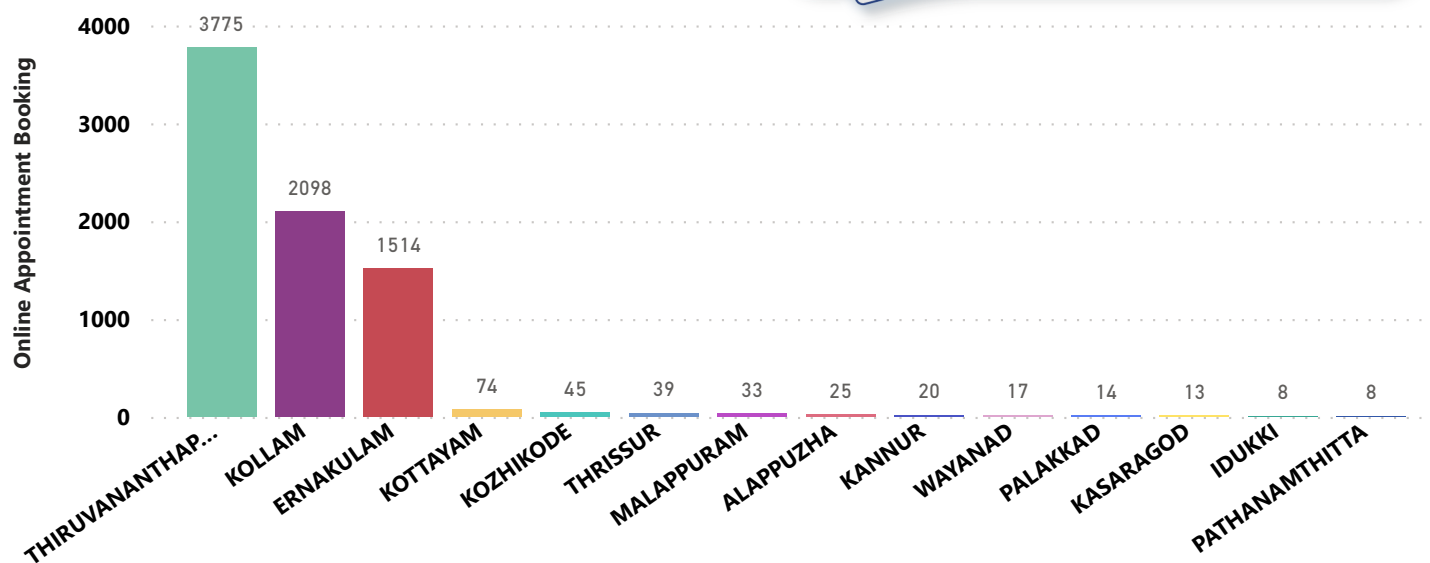
4. Status of Modules started in Hospitals

District wise status of live institutions and the count of various modules [Reception, OP Consultation, Lab, Pharmacy] started.

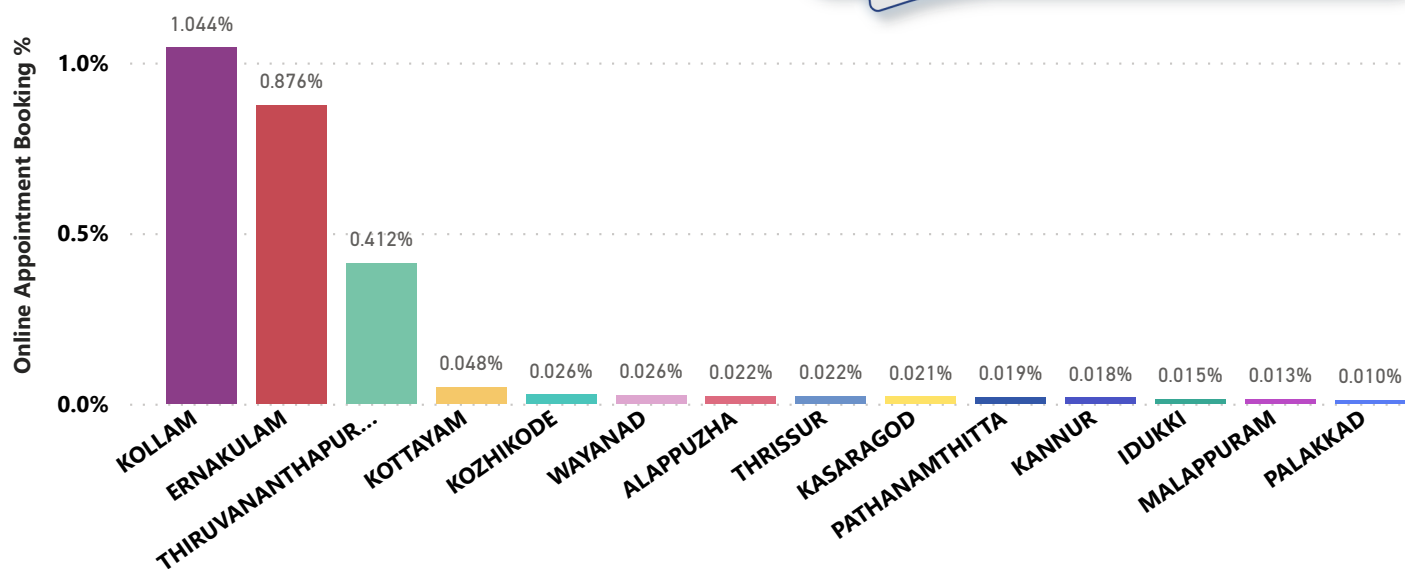
District Name	Live Institutions	Reception	Consultation	Lab	Pharmacy
THIRUVANANTHAPURAM	103	100 (97.1%)	85 (82.5%)	75 (72.8%)	74 (71.8%)
THRISSUR	51	41 (80.4%)	39 (76.5%)	31 (60.8%)	37 (72.5%)
MALAPPURAM	46	27 (58.7%)	19 (41.3%)	12 (26.1%)	11 (23.9%)
PALAKKAD	38	33 (86.8%)	25 (65.8%)	18 (47.4%)	15 (39.5%)
ERNAKULAM	34	24 (70.6%)	17 (50.0%)	9 (26.5%)	13 (38.2%)
KOZHIKODE	32	23 (71.9%)	17 (53.1%)	12 (37.5%)	14 (43.8%)
KANNUR	27	21 (77.8%)	18 (66.7%)	9 (33.3%)	10 (37.0%)
KOLLAM	22	22 (100.0%)	22 (100.0%)	21 (95.5%)	21 (95.5%)
KOTTAYAM	22	20 (90.9%)	20 (90.9%)	10 (45.5%)	17 (77.3%)
ALAPPUZHA	18	15 (83.3%)	14 (77.8%)	11 (61.1%)	13 (72.2%)
KASARAGOD	18	18 (100.0%)	13 (72.2%)	8 (44.4%)	11 (61.1%)
IDUKKI	16	16 (100.0%)	15 (93.8%)	12 (75.0%)	12 (75.0%)
PATHANAMTHITTA	16	14 (87.5%)	13 (81.3%)	7 (43.8%)	10 (62.5%)
WAYANAD	14	13 (92.9%)	11 (78.6%)	10 (71.4%)	10 (71.4%)
Total	457	387 (84.7%)	328 (71.8%)	245 (53.6%)	268 (58.6%)

5. Percentage of Online Appointment Booking in Hospitals

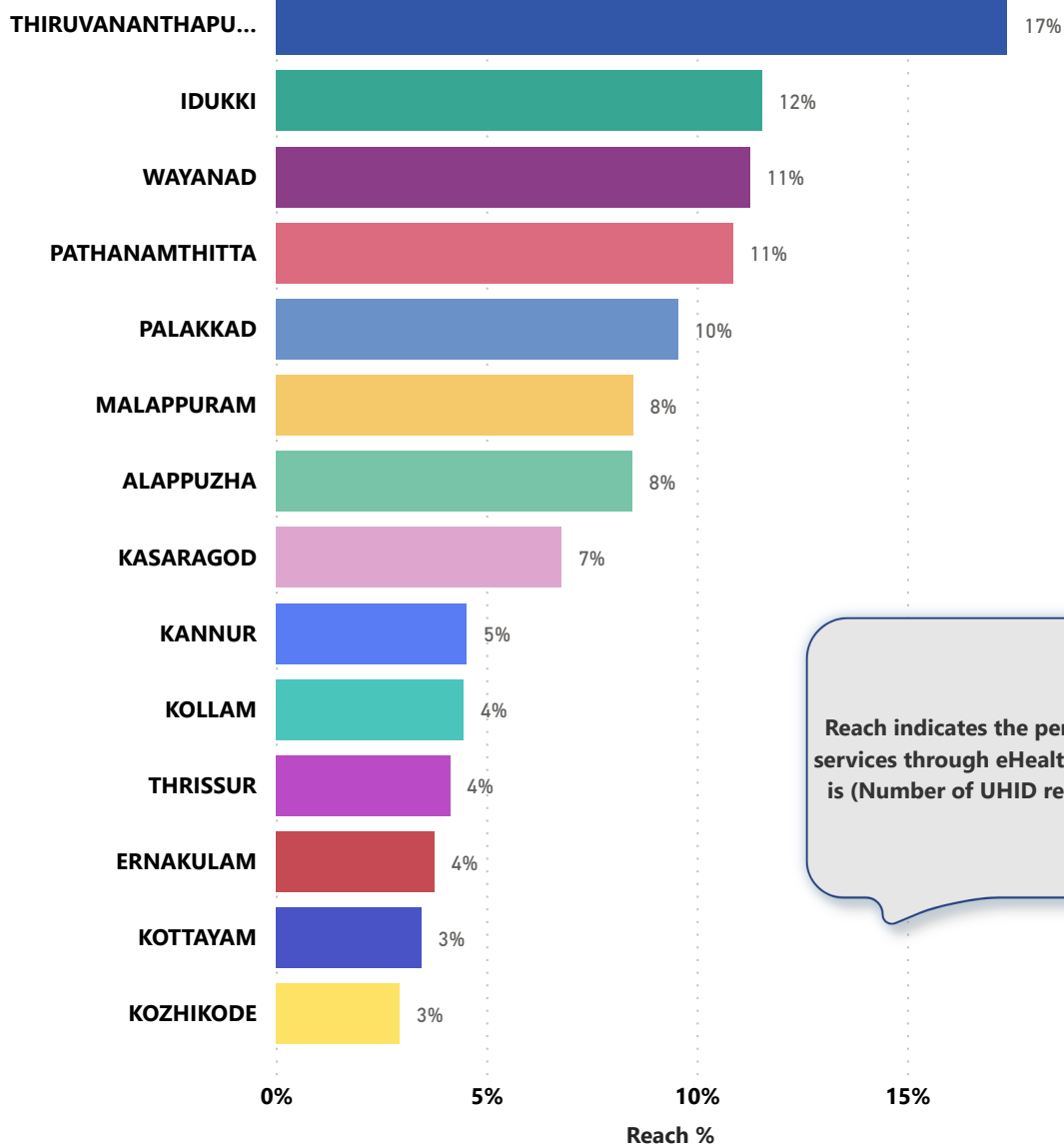
District-wise count of Online appointments taken during the month of July '22. WYD district at 10th position in the case of Online appointments.



District-wise percentage of online appointment booking up on OP visits for the month of July '22. Calculation is performed as (Online Visits / OP Visits) * 100 %.



6. eHealth Performance - Reach



Reach indicates the percentage of population availing services through eHealth. The formula used to calculate is $(\text{Number of UHID registered} / \text{Population}) * 100 \%$.

7. Public Health Survey Status

