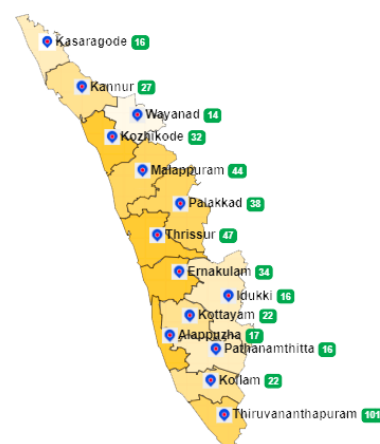


1. eHealth Kerala - Vital Statistics

Live Institutions	22
Medical College Hospitals	1
PHCs/FHCs	18
CHCs	0
DHs/GHs	0
PH Labs	0
Other(Inc Taluk Hospitals)	3



2. Highlights



- The Kollam district remains at position 1 in quantity ranking based upon total op visits scaled down by the number of live institutions.
- The district remains at position 2 in online appointment booking.
- Nearly 16.5% increase in total visits during the month of June compared with May.
- Nearly 2% increase in quality percentage during the month of June compared with previous month.
- Nearly 3% increase in OP consultation % during the month of June compared with previous month.



- The Kollam district remains in 10th position in quality ranking which is based on SNOMED CT diagnosis entered by doctors and online consultation percentage.
- The district remains in 10th position in reach rank which indicates UHID registration proportionate to the population.

3. eHealth - District Ranking Matrix

The ranking matrix provides the overall ranking of the districts in terms of the eHealth services provided based on the three parameters, viz; Quantity, Reach & Quality. Based on the ranking of each of these parameters, the districts are classified into three broad categories, the best performing districts, the average performing districts and the low performing districts.

The best performing districts should strive to continue to remain in the same position, whereas the average performing as well as the low performing districts should strive to reach to the 'top four' league.

The ranking matrix for the month of June '22 is given below:

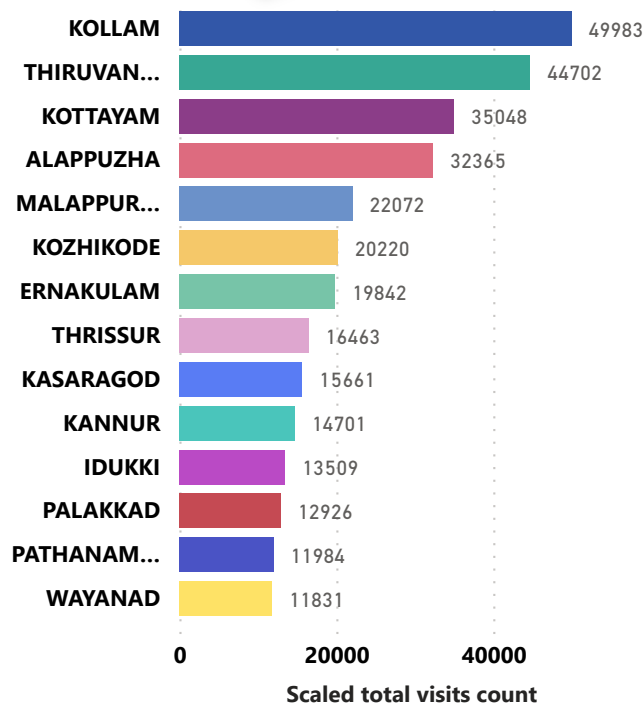
Districts	Quantity	Reach	Quality
KOLLAM	1	10	10
THIRUVANANTHAPURAM	2	1	9
KOTTAYAM	3	13	11
ALAPPUZHA	4	7	8
MALAPPURAM	5	6	7
ERNAKULAM	6	12	14
KOZHIKODE	7	14	12
KANNUR	8	9	13
KASARAGOD	9	8	4
WAYANAD	10	3	2
THRISSUR	11	11	5
IDUKKI	12	2	3
PALAKKAD	13	5	6
PATHANAMTHITTA	14	4	1

 Best performing
 Average performing
 Low performing

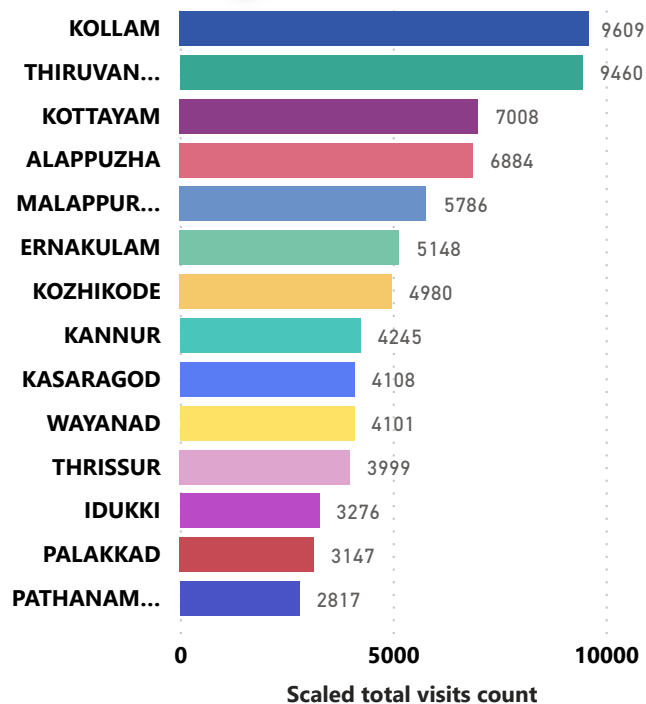
3.1 eHealth Performance - Quantity

Quantity Rank is calculated based on the number of total visits scaled down by the corresponding number of live institutions in each district. This is calculated as (Number of total visits / Number of live institutions)

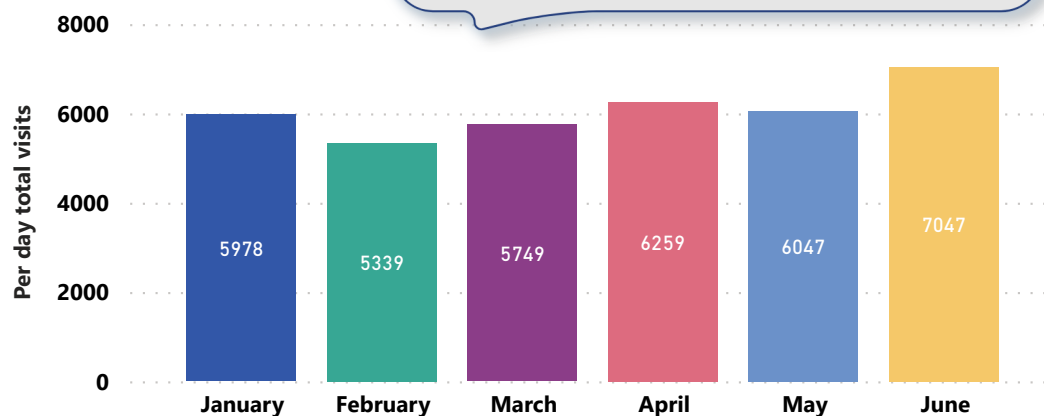
District-wise scaled count of total visits for the year 2022. Kollam remains at 1st position in the number of total visits scaled down by the number of live institutions.



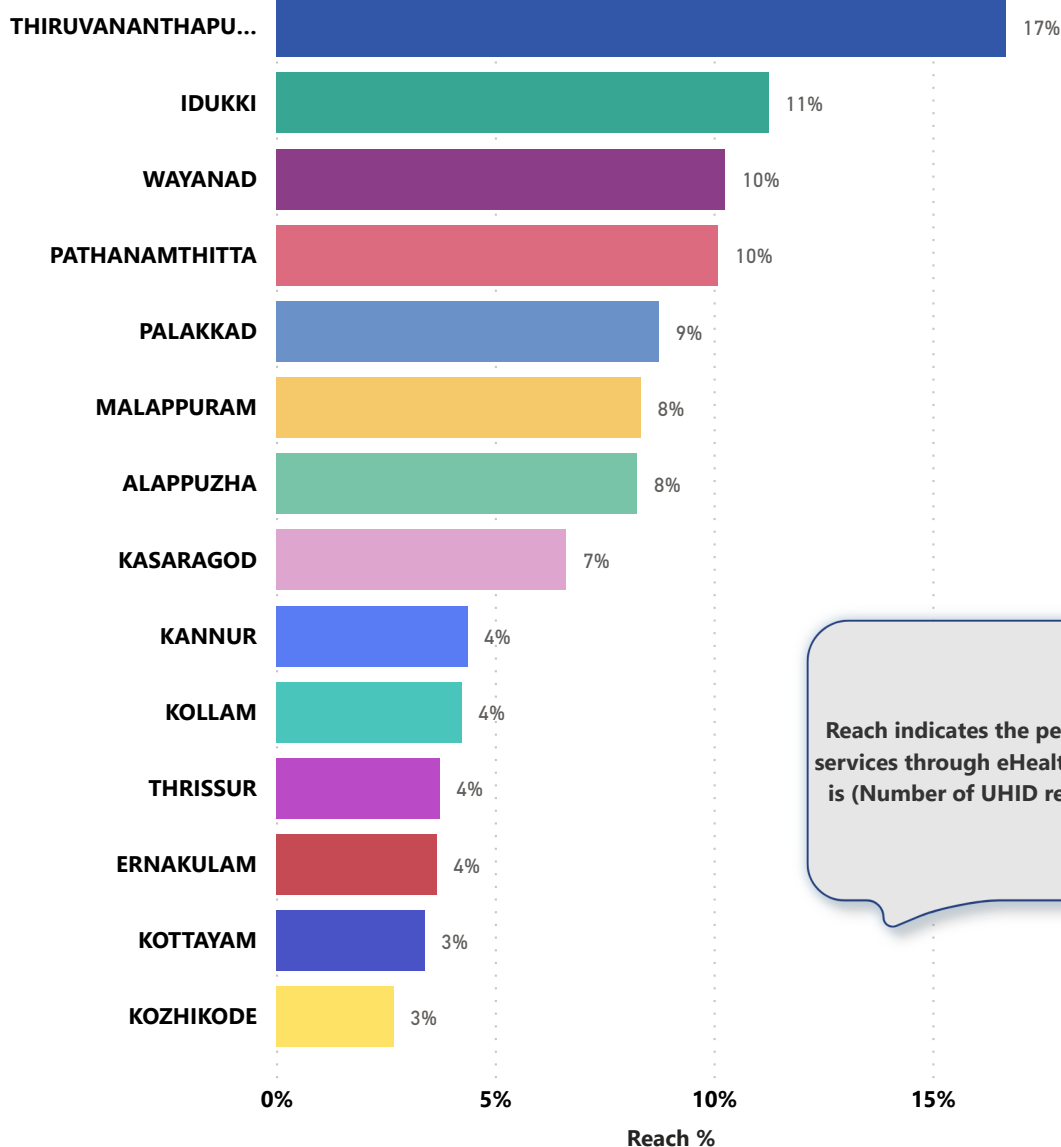
District-wise scaled count of total visits for the month of June '22. Kollam remains at 1st position in the number of scaled total visits count.



Per day total visits in the year '22. The district records nearly 16.5% increase in total visits during the month of June compared to May.



3.2 eHealth Performance - Reach



Reach indicates the percentage of population availing services through eHealth. The formula used to calculate is $(\text{Number of UHID registered} / \text{Population}) * 100 \%$.



3.3 eHealth Performance - Quality

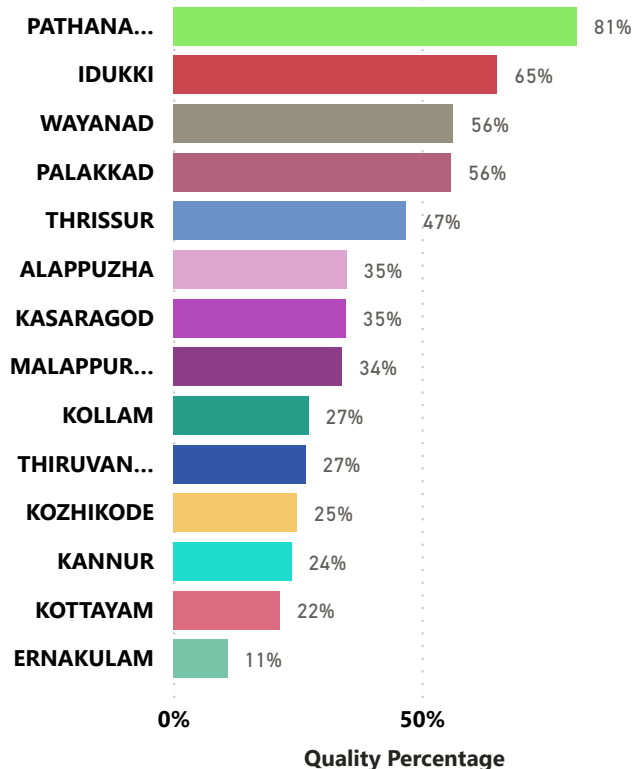
Quality is calculated based on SNOMED CT-code based diagnosis entry by doctors and number of online consultations.

Quality % = (SNOMED_Percentage + Online_Consultation_Percentage) / 2.

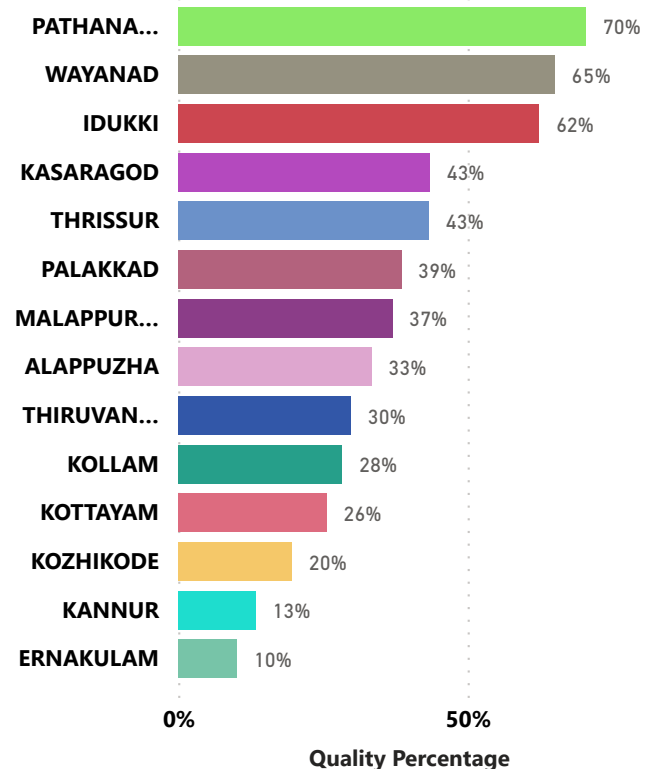
SNOMED_Percentage = (Number of SNOMED CT based diagnosis entry by doctors / Number of OP Consultation) * 100 .

Online_Consultation_Percentage = (Number of Online Consultation / Number of Online Booking) * 100.

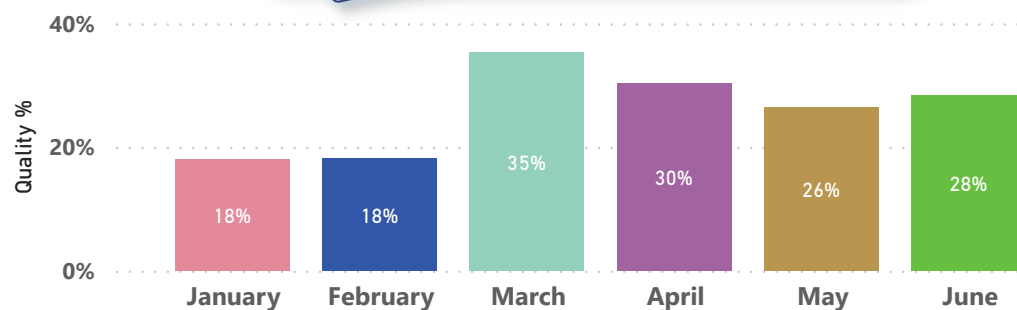
District-wise percentage of quality for the year '22. The Kollam district holds 9th position.



District-wise percentage of quality for the month of June '22. Kollam stands at 10th position in quality ranking which is below its annual average.



Month-wise quality percentage in the year '22. Nearly 2% increase in quality percentage during the month of June compared to previous month.



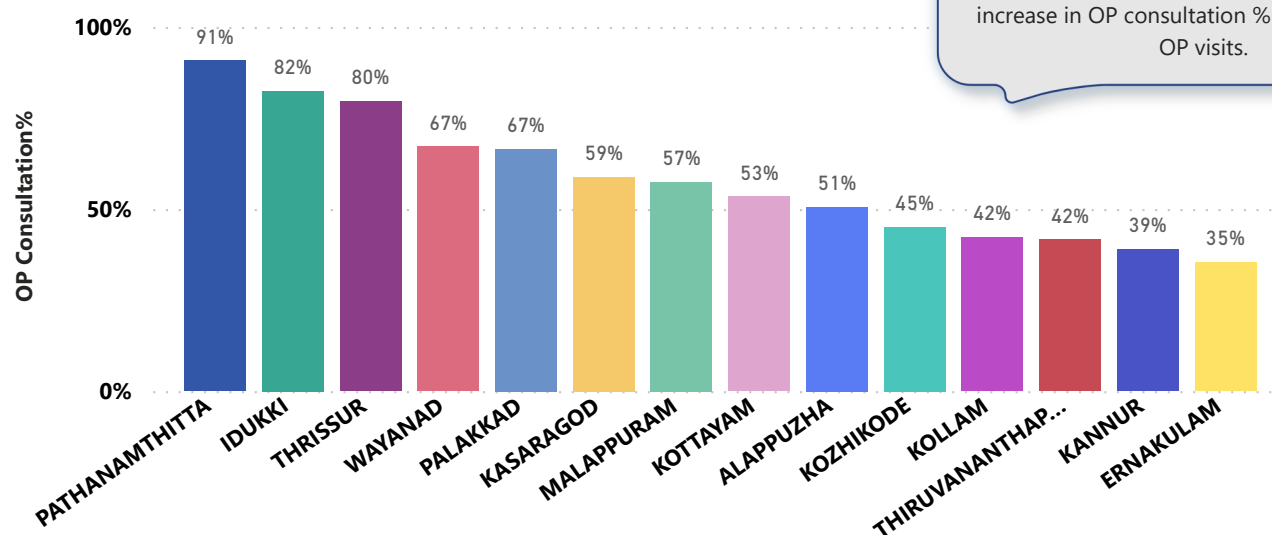
4.Status of Modules started in Hospitals

District wise status of live institutions and the count of various modules [Reception, OP Consultation, Lab, Pharmacy] started.

District Name	Live Institutions	Reception	Consultation	Lab	Pharmacy
THIRUVANANTHAPURAM	101	96 (95.%)	85 (84.2%)	70 (69.3%)	71 (70.3%)
THRISSUR	47	41 (87.2%)	36 (76.6%)	29 (61.7%)	35 (74.5%)
MALAPPURAM	44	27 (61.4%)	20 (45.5%)	12 (27.3%)	12 (27.3%)
PALAKKAD	38	32 (84.2%)	25 (65.8%)	17 (44.7%)	15 (39.5%)
ERNAKULAM	34	24 (70.6%)	17 (50.%)	9 (26.5%)	14 (41.2%)
KOZHIKODE	32	24 (75.%)	16 (50.%)	12 (37.5%)	13 (40.6%)
KANNUR	27	21 (77.8%)	10 (37.%)	9 (33.3%)	9 (33.3%)
KOLLAM	22	22 (100.%)	22 (100.%)	19 (86.4%)	22 (100.%)
KOTTAYAM	22	20 (90.9%)	20 (90.9%)	10 (45.5%)	18 (81.8%)
ALAPPUZHA	17	16 (94.1%)	15 (88.2%)	12 (70.6%)	14 (82.4%)
IDUKKI	16	16 (100.%)	16 (100.%)	12 (75.%)	12 (75.%)
KASARAGOD	16	16 (100.%)	15 (93.8%)	9 (56.3%)	10 (62.5%)
PATHANAMTHITTA	16	14 (87.5%)	14 (87.5%)	8 (50.%)	10 (62.5%)
WAYANAD	14	12 (85.7%)	9 (64.3%)	9 (64.3%)	8 (57.1%)
Total	446	381 (85.4%)	320 (71.7%)	237 (53.1%)	263 (59.%)

5. Percentage of OP Consultation

OP Consultation % is calculated as (OP Consultation count / OP Visit Count) *100

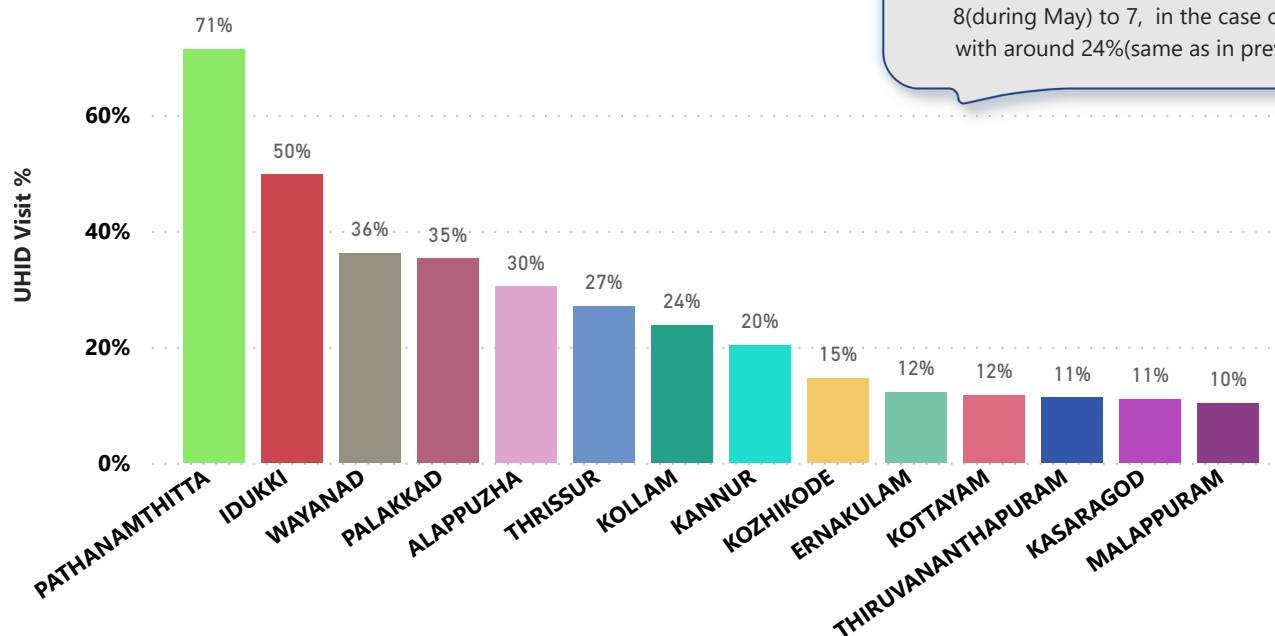


Top Institutions based on OP Consultation

SI No	Hospital	OP Consultation%	District
1	FAMILY HEALTH CENTRE EZHUKONE PAVITHRESWARAM	98.29%	KOLLAM
2	URBAN PRIMARY HEALTH CENTRE MUNDAKKAL	97.38%	KOLLAM
3	FAMILY HEALTH CENTRE VELIYAM	96.96%	KOLLAM
4	FAMILY HEALTH CENTRE CHAVARA	96.47%	KOLLAM
5	FAMILY HEALTH CENTRE THENMALA	94.66%	KOLLAM
6	FAMILY HEALTH CENTRE AZHEEKKAL	93.95%	KOLLAM
7	FAMILY HEALTH CENTRE SAKTHIKULANGARA	93.94%	KOLLAM
8	FAMILY HEALTH CENTRE UMMANNOOR	92.69%	KOLLAM
9	FAMILY HEALTH CENTRE KULASEKHARAPURAM	89.57%	KOLLAM
10	FAMILY HEALTH CENTRE THEKKUMBHAGAM	88.67%	KOLLAM
11	FAMILY HEALTH CENTRE MAYYANAD CKM	87.65%	KOLLAM
12	FAMILY HEALTH CENTRE THAZHAVA	86.23%	KOLLAM

6. Percentage of UHID Visit

UHID Visit % is calculated as (UHID Visits / OP Visit) * 100



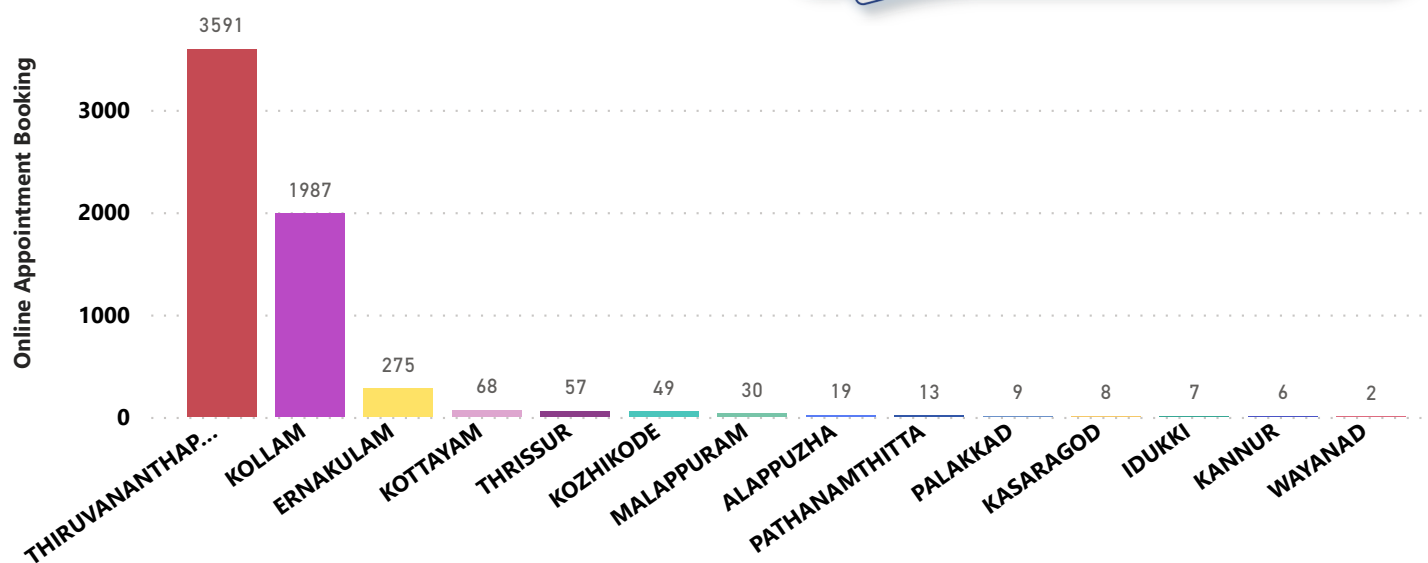
Kollam district has improved its rank from 8(during May) to 7, in the case of UHID Visits with around 24%(same as in previous month).

Top Institutions based on UHID Visits

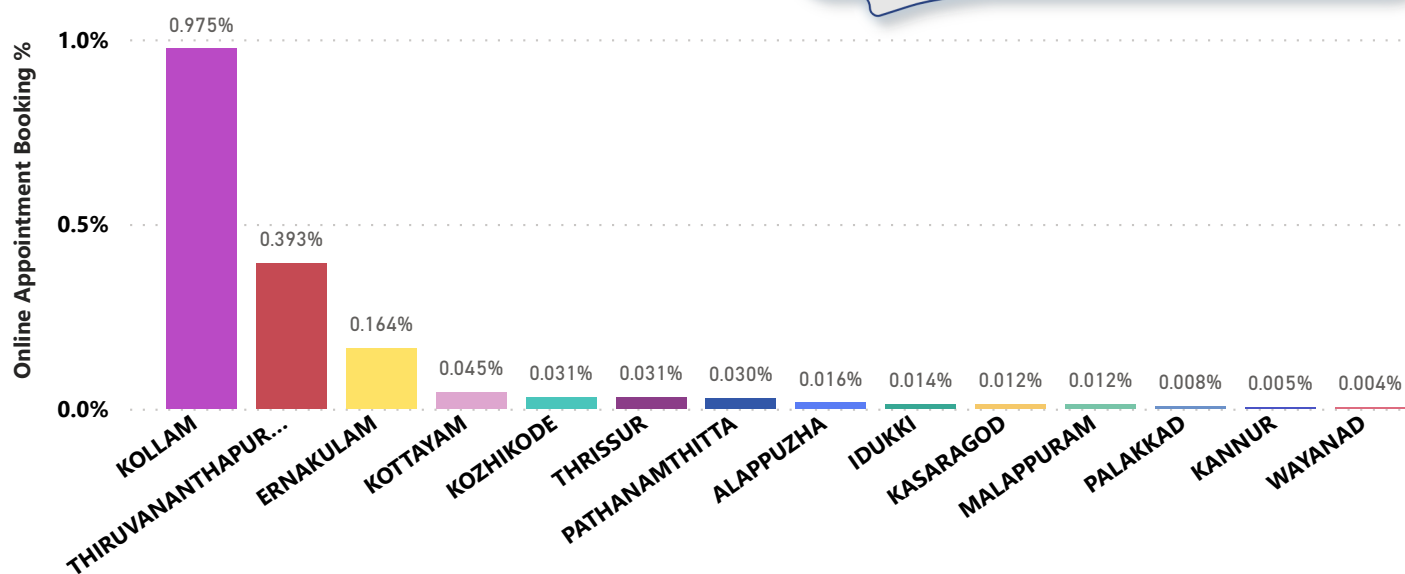
SI No	Hospital	UHID Visit%	District
1	FAMILY HEALTH CENTRE UMMANNOOR	80.54%	KOLLAM
2	FAMILY HEALTH CENTRE EZHUKONE PAVITHRESWARAM	78.88%	KOLLAM
3	FAMILY HEALTH CENTRE PERUMON	64.97%	KOLLAM
4	FAMILY HEALTH CENTRE SAKTHIKULANGARA	64.89%	KOLLAM
5	FAMILY HEALTH CENTRE THENMALA	64.37%	KOLLAM
6	FAMILY HEALTH CENTRE MANCODE CHITHARA	63.54%	KOLLAM
7	FAMILY HEALTH CENTRE VELIYAM	57.01%	KOLLAM
8	FAMILY HEALTH CENTRE SREENARAYANAPURAM	56.83%	KOLLAM
9	FAMILY HEALTH CENTRE THAZHAHA	56.02%	KOLLAM
10	FAMILY HEALTH CENTRE THEKKUMBHAGAM	54.79%	KOLLAM
11	FAMILY HEALTH CENTRE CHAVARA	48.81%	KOLLAM
12	URBAN PRIMARY HEALTH CENTRE MUNDACKAL	44.01%	KOLLAM

7. Percentage of Online Appointment Booking

District-wise count of online appointments taken during the month of June '22. Kollam district remains at 2nd position in the usage of Online appointments.



District-wise percentage of online appointment booking up on OP visits for the month of June '22. Calculation is performed as (Online Visits / OP Visits) * 100 %.



8. Public Health Survey Status

