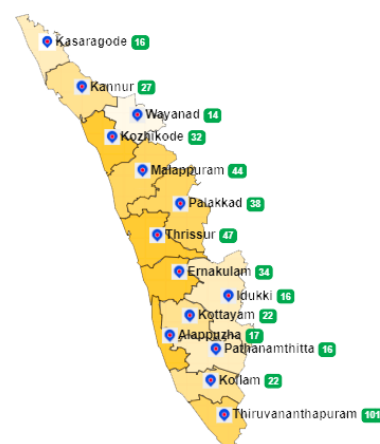


1. eHealth Kerala - Vital Statistics

Live Institutions	19
Medical College Hospitals	1
PHCs/FHCs	15
CHCs	0
DHs/GHs	0
PH Labs	0
Other(Inc UPHCs,Taluk Hospitals)	3



2. Highlights



eHealth rolled out in 1 new institution during the month of November '22 in Alappuzha district.

The Alappuzha district remains at 3rd position in overall performance ranking of districts based on PHCs/FHCs/UPHCs

The district is at -
 - position 2(up by 2) in UHID visits with the value of 55.67%.
 - position 7 in online appointment booking.

Reception module started in all institutions



The district remains at 7th position in reach rank which indicates UHID registration proportionate to the population.

The district is at position 5 in Pharmacy Usage with 60.83%.

The district is at position 5 in house survey completion (4%) and at position 8 in member survey completion (0.05%).



3. eHealth - District Ranking Matrix Based on Performance of PHCs/FHCs/UPHCs

The ranking matrix showcase the district performance in providing eHealth services through PHCs/FHCs/UPHCs based on six different parameters. These parameters include whether the reception module is started or not, UHID Visits, Doctor Consultation, Pharmacy Usage, Lab Usage and number of Live Institutions. Based on the ranking, the districts are classified into three broad categories, the best performing districts, the average performing districts and the low performing districts.

The best performing districts should strive to continue to remain in the same position, whereas the average performing as well as the low performing districts should strive to reach to the 'top four' league.

The ranking matrix for the month of November '22 is given below:

District	Rank
IDUKKI	1
KOLLAM	1
THIRUVANANTHAPURAM	1
WAYANAD	1
PATHANAMTHITTA	2
THRISSUR	2
ALAPPUZHA	3
KOTTAYAM	4
KOZHIKODE	4
PALAKKAD	4
KANNUR	5
KASARAGOD	6
ERNAKULAM	7
MALAPPURAM	7

 Best performing
 Average performing
 Low performing

3. eHealth - Institution Level Ranking of PHCs/FHCs/UPHCs

Hospital	Rank
Family Health Centre Purakkad	1
Family Health Centre Punnapra North	2
Family Health Centre Kanjikuzhy	3
Family Health Centre Veeyapuram	3
Family Health Centre Palamel	4
Family Health Centre Vettakkal	4
Family Health Centre Aroor	5
Family Health Centre Panavally	5
Urban Primary Health Centre Mullathu Valappu	5
Family Health Centre Arattupuzha	6
Family Health Centre Chettikulangara	6
Family Health Centre Kalavoor	6
Family Health Centre Pallipuram	7
Family Health Centre Perumpalam	8
Family Health Centre Cheruthana	9
Urban Primary Health Centre Cheravally	10
Family Health Centre Kandallloor	11

3.1 eHealth Performance - Reception Module

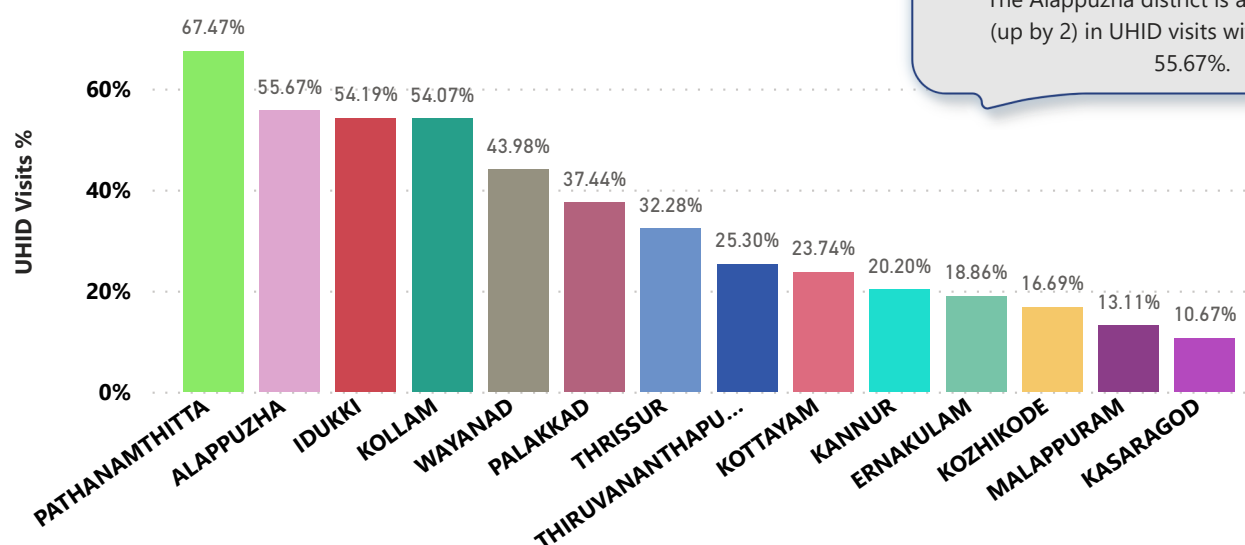
Reception Module is considered to be functional in a PHC/FHC/UPHC only if the number of total visits for the month is of minimum 500.

Reception module started in all PHCs/FHCs/UPHCs

District	PHC/FHC/UPHC Count	PHC/FHC/UPHC with Reception	% of PHC/FHC/UPHC with Reception
THIRUVANANTHAPURAM	66	62	94.00%
THRISSUR	52	48	92.00%
PALAKKAD	37	36	97.00%
MALAPPURAM	46	34	74.00%
KANNUR	27	26	96.00%
ERNAKULAM	31	24	77.00%
KOZHIKODE	29	24	83.00%
KOLLAM	20	20	100.00%
KOTTAYAM	21	20	95.00%
KASARAGOD	19	19	100.00%
ALAPPUZHA	17	17	100.00%
IDUKKI	17	16	94.00%
PATHANAMTHITTA	17	16	94.00%
WAYANAD	15	15	100.00%

3.2 e-Health Performance - UHID Visits

UHID Visit % is calculated as (UHID Visits / Total Visit) *100



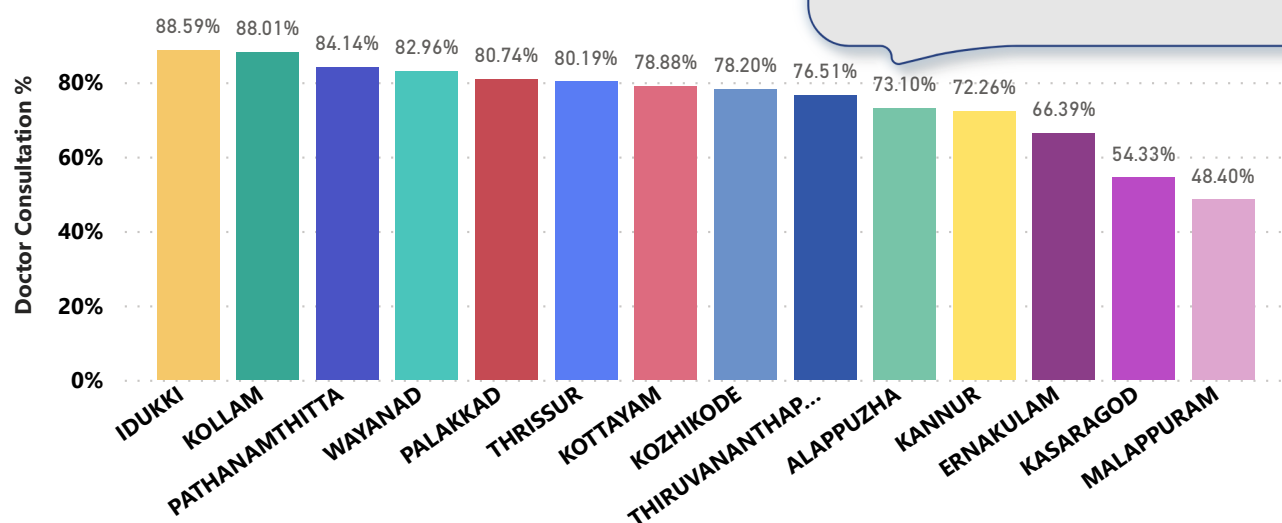
PHCs/FHCs/UPHCs based on UHID Visits

Institutions with atleast 100 UHID visits are listed here.

Hospital	UHID Visit %
Family Health Centre Purakkad	83.00%
Family Health Centre Vettakkal	82.00%
Family Health Centre Perumpalam	75.00%
Family Health Centre Punnapra North	75.00%
Family Health Centre Palamel	67.00%
Family Health Centre Kanjikuzhy	61.00%
Urban Primary Health Centre Mullathu Valappu	58.00%
Family Health Centre Aroor	55.00%
Family Health Centre Vayalar	55.00%

Hospital	UHID Visit %
Family Health Centre Kandalloor	33.00%
Urban Primary Health Centre Cheravally	34.00%
Family Health Centre Kalavoor	36.00%
Family Health Centre Cheruthana	47.00%
Family Health Centre Arattupuzha	50.00%
Family Health Centre Chettikulangara	50.00%
Family Health Centre Panavally	52.00%
Family Health Centre Pallipuram	53.00%
Family Health Centre Aroor	55.00%

3.3 e-Health Performance - Doctor Consultation



Doctor Consultation Percentage in PHCs/FHCs/UPHCs

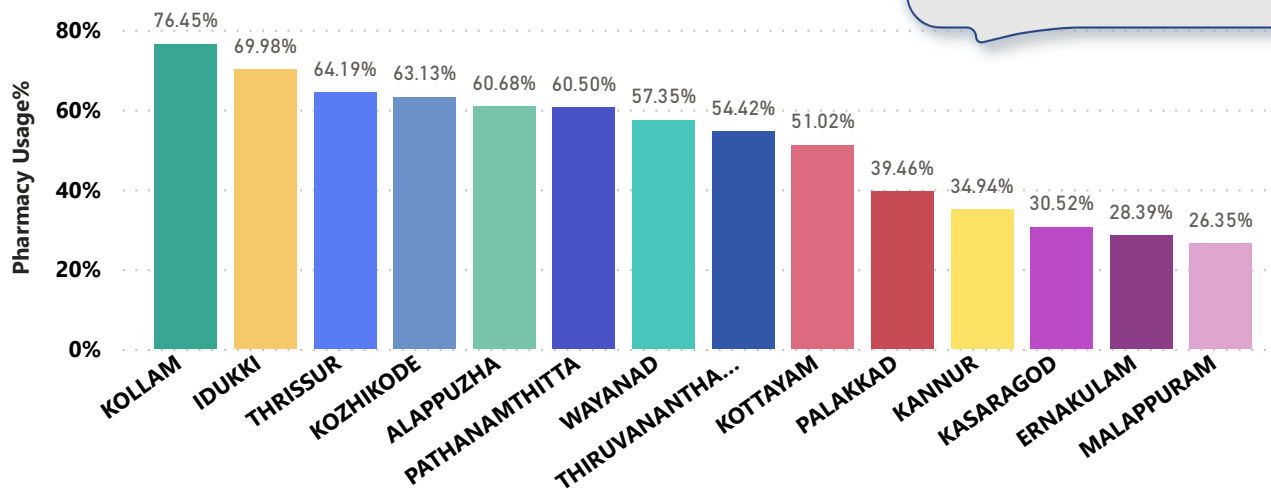
Hospital	Doctor Consultation %
Family Health Centre Punnapra North	98.75%
Family Health Centre Palamel	95.89%
Family Health Centre Purakkad	95.74%
Family Health Centre Kalavoor	94.11%
Family Health Centre Aroor	91.75%
Family Health Centre Kanjikuzhy	90.66%
Family Health Centre Veeyapuram	90.35%
Family Health Centre Chettikulangara	89.08%
Family Health Centre Vettakkal	81.25%
Family Health Centre Panavally	76.35%
Family Health Centre Arattupuzha	75.49%
Family Health Centre Cheruthana	70.53%
Family Health Centre Pallipuram	67.57%

Hospital	Doctor Consultation %
Family Health Centre Kandalloor	0.21%
Urban Primary Health Centre Cheravally	25.62%
Family Health Centre Perumpalam	42.47%
Urban Primary Health Centre Mullathu Valappu	65.65%
Family Health Centre Pallipuram	67.57%
Family Health Centre Cheruthana	70.53%
Family Health Centre Arattupuzha	75.49%
Family Health Centre Panavally	76.35%
Family Health Centre Vettakkal	81.25%
Family Health Centre Chettikulangara	89.08%
Family Health Centre Veeyapuram	90.35%
Family Health Centre Kanjikuzhy	90.66%

3.4 e-Health Performance - Pharmacy Usage in PHCs/FHCs/UPHCs

Pharmacy usage is calculated as (Pharmacy Prescription Count / Total Visits) *100

The Alappuzha district stands at position 5 in Pharmacy Usage with 60.68%.



Pharmacy Usage in PHCs/FHCs/UPHCs

Hospital	Pharmacy Usage %
Family Health Centre Punnapra North	94.00%
Family Health Centre Purakkad	86.00%
Family Health Centre Veeyapuram	86.00%
Family Health Centre Chettikulangara	85.00%
Family Health Centre Kanjikuzhy	78.00%
Family Health Centre Vettakkal	77.00%
Family Health Centre Aroor	74.00%
Family Health Centre Kalavoor	72.00%
Family Health Centre Palamel	66.00%
Family Health Centre Pallipuram	61.00%
Urban Primary Health Centre Mullathu Valappu	60.00%
Family Health Centre Arattupuzha	56.00%

Hospital	Pharmacy Usage %
Family Health Centre Kandallloor	0.00%
Urban Primary Health Centre Cheravally	10.00%
Family Health Centre Perumpalam	36.00%
Family Health Centre Cheruthana	53.00%
Family Health Centre Panavally	54.00%
Family Health Centre Arattupuzha	56.00%
Urban Primary Health Centre Mullathu Valappu	60.00%
Family Health Centre Pallipuram	61.00%
Family Health Centre Palamel	66.00%
Family Health Centre Kalavoor	72.00%
Family Health Centre Aroor	74.00%
Family Health Centre Vettakkal	77.00%
Family Health Centre Kanjikuzhy	78.00%

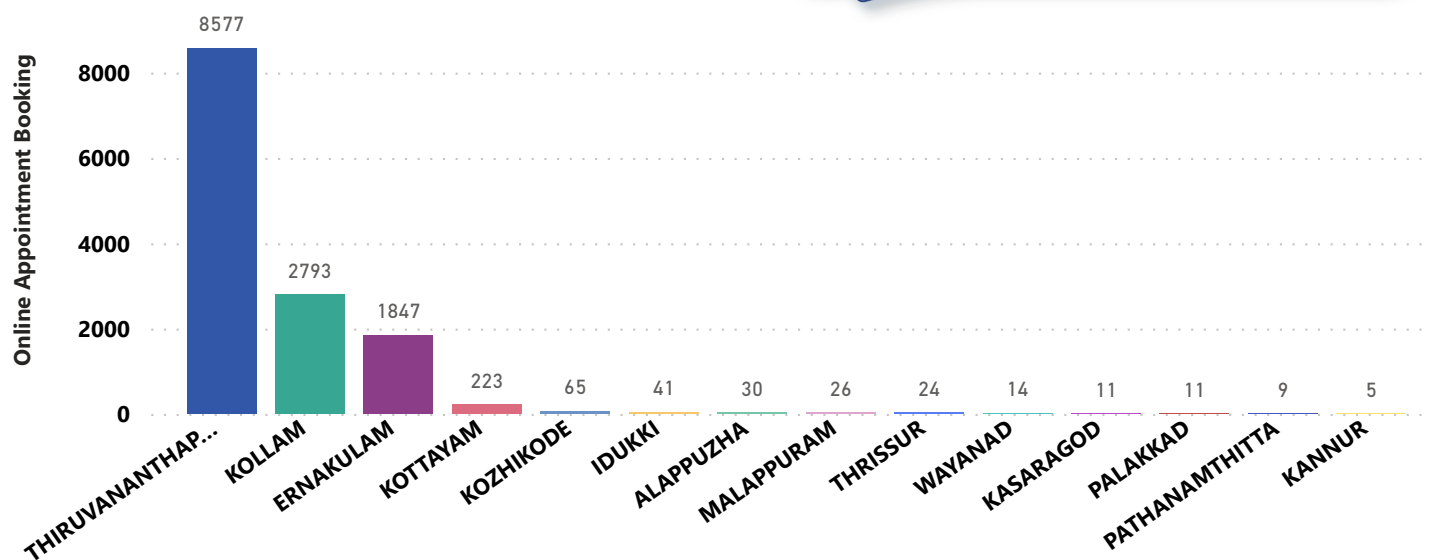
4. Status of Modules started in Hospitals

District wise status of live institutions and the count of various modules [Reception, OP Consultation, Lab, Pharmacy] started.

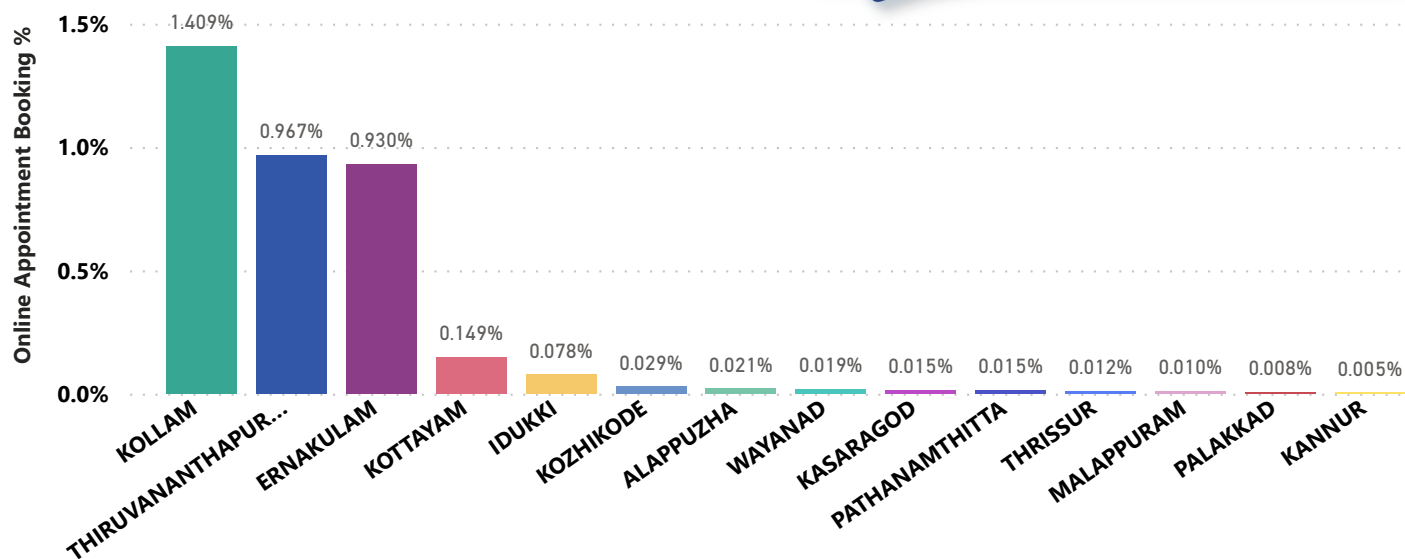
District Name	Live Institutions	Reception	Consultation	Lab	Pharmacy
THIRUVANANTHAPURAM	103	98 (95.1%)	91 (88.3%)	81 (78.6%)	80 (77.7%)
THRISSUR	55	52 (94.5%)	49 (89.1%)	43 (78.2%)	48 (87.3%)
MALAPPURAM	47	36 (76.6%)	25 (53.2%)	18 (38.3%)	16 (34.%)
KOZHIKODE	38	31 (81.6%)	26 (68.4%)	21 (55.3%)	21 (55.3%)
PALAKKAD	38	37 (97.4%)	36 (94.7%)	30 (78.9%)	20 (52.6%)
ERNAKULAM	34	27 (79.4%)	22 (64.7%)	10 (29.4%)	15 (44.1%)
KANNUR	27	26 (96.3%)	25 (92.6%)	20 (74.1%)	16 (59.3%)
KOTTAYAM	23	21 (91.3%)	20 (87.%)	13 (56.5%)	19 (82.6%)
KOLLAM	22	22 (100.%)	22 (100.%)	22 (100.%)	22 (100.%)
ALAPPUZHA	19	18 (94.7%)	18 (94.7%)	15 (78.9%)	17 (89.5%)
IDUKKI	19	18 (94.7%)	16 (84.2%)	11 (57.9%)	16 (84.2%)
KASARAGOD	19	18 (94.7%)	17 (89.5%)	10 (52.6%)	16 (84.2%)
PATHANAMTHITTA	18	17 (94.4%)	15 (83.3%)	12 (66.7%)	11 (61.1%)
WAYANAD	16	15 (93.8%)	15 (93.8%)	15 (93.8%)	14 (87.5%)
Total	478	436 (91.2%)	397 (83.1%)	321 (67.2%)	331 (69.2%)

5. Percentage of Online Appointment Booking in Hospitals

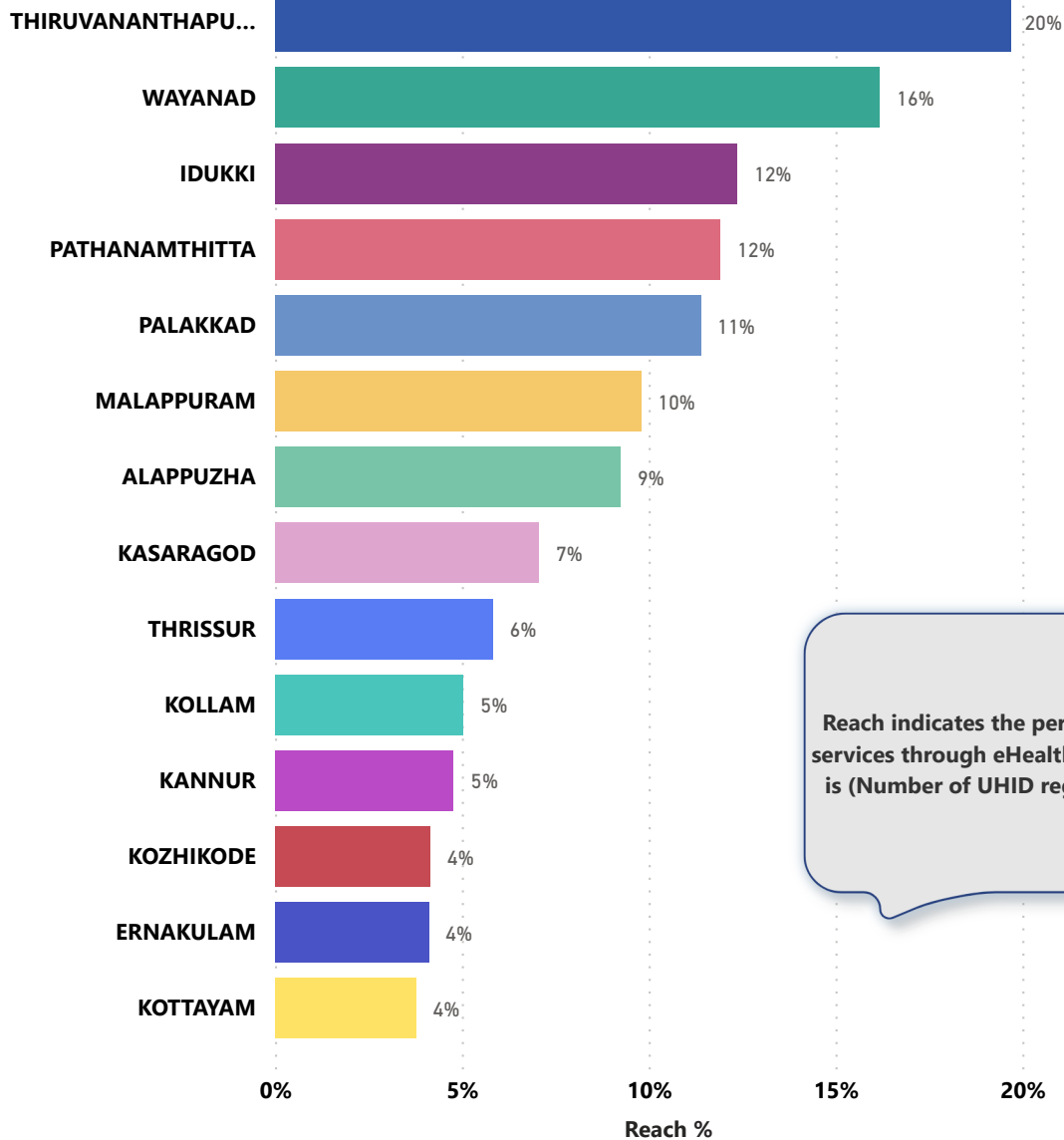
District-wise count of online appointments taken during the month November'22. Alappuzha district is at position 7(up by 1) in online appointment booking.



District-wise percentage of online appointment booking up on OP visits for the month of November '22. Calculation is performed as $(\text{Online Visits} / \text{OP Visits}) * 100 \%$.



6. eHealth Performance - Reach



Reach indicates the percentage of population availing services through eHealth. The formula used to calculate is $(\text{Number of UHID registered} / \text{Population}) * 100 \%$.

7. Public Health Survey Status

