

## 1. eHealth Kerala - Vital Statistics

<b>Live Institutions</b>	34
<b>Medical College Hospitals</b>	1
<b>PHCs/FHCs</b>	28
<b>CHCs</b>	0
<b>DHs/GHs</b>	1
<b>PH Labs</b>	0
<b>Other(Inc UPHCs,Taluk Hospitals)</b>	4



## 3. eHealth - District Ranking Matrix Based on Performance of PHCs/FHCs/UPHCs

The ranking matrix showcase the district performance in providing eHealth services through PHCs/FHCs/UPHCs based on six different parameters. These parameters include whether the reception module is started or not, UHID Visits, Doctor Consultation, Pharmacy Usage, Lab Usage and number of Live Institutions. Based on the ranking, the districts are classified into three broad categories, the best performing districts, the average performing districts and the low performing districts.

The best performing districts should strive to continue to remain in the same position, whereas the average performing as well as the low performing districts should strive to reach to the 'top four' league.

The ranking matrix for the month of November '22 is given below:

District	Rank
IDUKKI	1
KOLLAM	1
THIRUVANANTHAPURAM	1
WAYANAD	1
PATHANAMTHITTA	2
THRISSUR	2
ALAPPUZHA	3
KOTTAYAM	4
KOZHIKODE	4
PALAKKAD	4
KANNUR	5
KASARAGOD	6
ERNAKULAM	7
MALAPPURAM	7

 Best performing  
 Average performing  
 Low performing

## 3. eHealth - Institution Level Ranking of PHCs/FHCs/UPHCs

Hospital	Rank
Family Health Centre Maneed	1
Family Health Centre Eroor	2
Family Health Centre Munambam	3
Family Health Centre Kadavoor	4
Family Health Centre Karumallor	4
Family Health Centre Kottappady	5
Family Health Centre Thirumarady	6
Family Health Centre Cheranelloore	7
Family Health Centre Mazhuvannoor	7
Family Health Centre Chellanam	8
Family Health Centre Chittattukara	8
Family Health Centre Chowara	8
Family Health Centre Kodanad	8
Family Health Centre Manjapra	8
Family Health Centre Vazhakulam	8
Family Health Centre Ayyampuzha	9
Family Health Centre Gothuruth	9
Family Health Centre Neriya Mangalam	9
Family Health Centre Rayamangalam	9
Family Health Centre Edavanakkad	10
Family Health Centre Koonammavu	10
Family Health Centre Kuttampuzha	10
Family Health Centre Mulavukad	10
Family Health Centre Thiruvaniyoor	10
Family Health Centre Nayarambalm	11
Urban Primary Health Centre Kennadimukku	12
Family Health Centre Paipra	13
Urban Primary Health Centre Moolamkuzhy	13

## 3.1 eHealth Performance - Reception Module

Reception Module is considered to be functional in a PHC/FHC/UPHC only if the number of total visits for the month is of minimum 500.

Reception module started in 24 out of 31 PHCs/FHCs/UPHCs

District	PHC/FHC/UPHC Count	PHC/FHC/UPHC with Reception	% of PHC/FHC/UPHC with Reception
THIRUVANANTHAPURAM	66	62	94.00%
THRISSUR	52	48	92.00%
PALAKKAD	37	36	97.00%
MALAPPURAM	46	34	74.00%
KANNUR	27	26	96.00%
ERNAKULAM	31	24	77.00%
KOZHIKODE	29	24	83.00%
KOLLAM	20	20	100.00%
KOTTAYAM	21	20	95.00%
KASARAGOD	19	19	100.00%
ALAPPUZHA	17	17	100.00%
IDUKKI	17	16	94.00%
PATHANAMTHITTA	17	16	94.00%
WAYANAD	15	15	100.00%

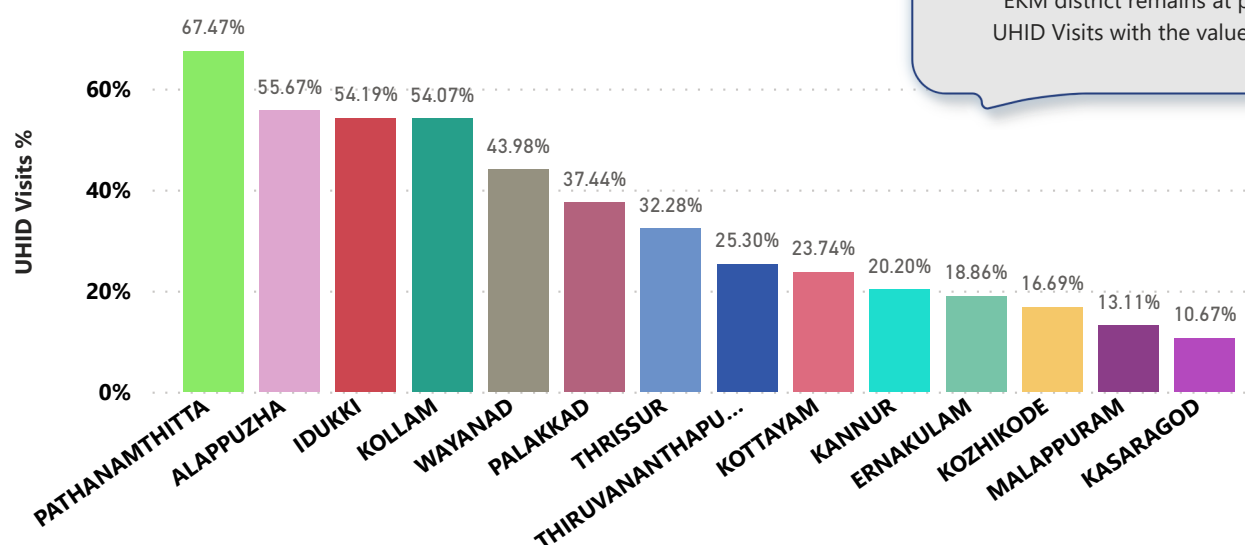
Institutions where the reception module is either not started or not using

Hospital Name
Family Health Centre Alangad
Family Health Centre Nayarambalm
Family Health Centre Okkal
Family Health Centre Paipra
Urban Primary Health Centre Elamanthoppu
Urban Primary Health Centre Kennadimukku
Urban Primary Health Centre Moolamkuzhy



## 3.2 e-Health Performance - UHID Visits

UHID Visit % is calculated as (UHID Visits / Total Visit ) \*100



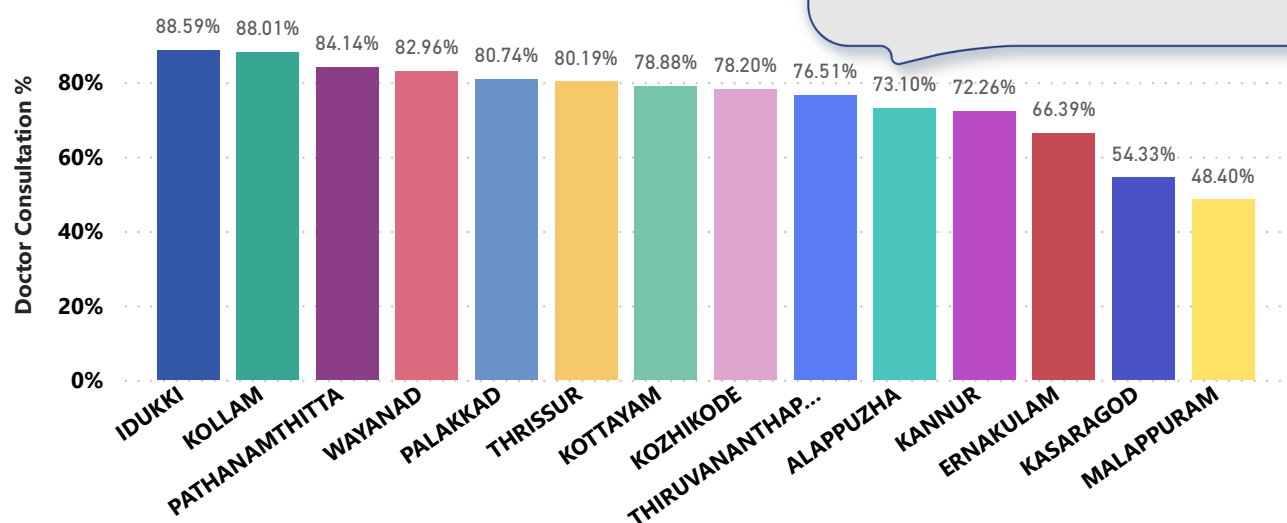
## PHCs/FHCs/UPHCs based on UHID Visits

Institutions with atleast 100 UHID visits are listed here.

Hospital	UHID Visit %
Family Health Centre Munambam	76.00%
Family Health Centre Eroor	59.00%
Family Health Centre Thirumarady	52.00%
Family Health Centre Maneed	50.00%
Family Health Centre Kadavoor	43.00%
Family Health Centre Neriyanangalam	29.00%
Family Health Centre Chittattukara	23.00%
Family Health Centre Cheranelloore	22.00%
Family Health Centre Kottappady	21.00%
Family Health Centre Mazhuvannoor	16.00%
Family Health Centre Thiruvaniyoor	15.00%

Hospital	UHID Visit %
Family Health Centre Rayamangalam	3.00%
Family Health Centre Kodanad	4.00%
Family Health Centre Koonammavu	4.00%
Family Health Centre Mulavukad	5.00%
Family Health Centre Edavanakkad	8.00%
Family Health Centre Manjapra	11.00%
Family Health Centre Vazhakulam	14.00%
Family Health Centre Thiruvaniyoor	15.00%
Family Health Centre Mazhuvannoor	16.00%
Family Health Centre Kottappady	21.00%
Family Health Centre Cheranelloore	22.00%

## 3.3 e-Health Performance - Doctor Consultation



## Doctor Consultation Percentage in PHCs/FHCs/UPHCs

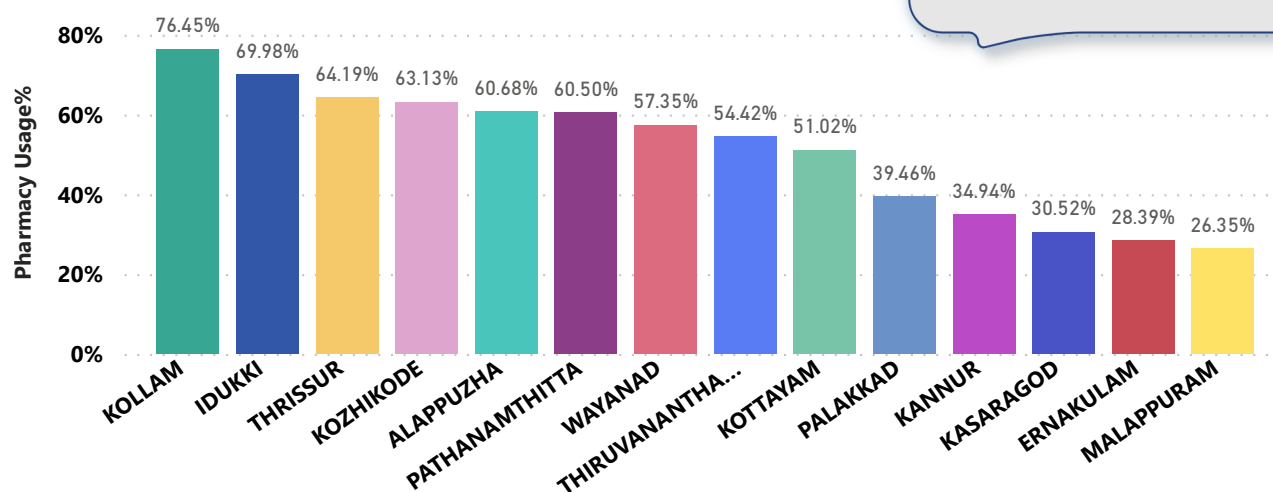
Hospital	Doctor Consultation %
Family Health Centre Eroor	98.04%
Family Health Centre Mazhuvannoor	97.13%
Family Health Centre Kadavoor	96.10%
Family Health Centre Maneed	91.40%
Family Health Centre Cheranelloore	84.74%
Family Health Centre Munambam	81.50%
Family Health Centre Manjapra	78.36%
Family Health Centre Kodanad	75.36%
Family Health Centre Thirumarady	71.49%
Family Health Centre Vazhakulam	70.18%
Family Health Centre Kottappady	70.06%
Family Health Centre Chittattukara	66.08%
Family Health Centre Rayamangalam	55.45%

Hospital	Doctor Consultation %
Family Health Centre Edavanakkad	0.00%
Family Health Centre Mulavukad	4.16%
Family Health Centre Neriya Mangalam	11.62%
Family Health Centre Koonammavu	14.25%
Family Health Centre Thiruvaniyoor	44.99%
Family Health Centre Rayamangalam	55.45%
Family Health Centre Chittattukara	66.08%
Family Health Centre Kottappady	70.06%
Family Health Centre Vazhakulam	70.18%
Family Health Centre Thirumarady	71.49%
Family Health Centre Kodanad	75.36%
Family Health Centre Manjapra	78.36%
Family Health Centre Munambam	81.50%

## 3.4 e-Health Performance - Pharmacy Usage in PHCs/FHCs/UPHCs

Pharmacy usage is calculated as (Pharmacy Prescription Count / Total Visits ) \*100

The EKM district stands at position 13(up by 1) in Pharmacy Usage with 28%( up 6%).



## Pharmacy Usage in PHCs/FHCs/UPHCs

Hospital	Pharmacy Usage %
Family Health Centre Eroor	91.00%
Family Health Centre Maneed	79.00%
Family Health Centre Kottappady	74.00%
Family Health Centre Munambam	66.00%
Family Health Centre Kadavoor	52.00%
Family Health Centre Vazhakulam	47.00%
Family Health Centre Thirumarady	43.00%
Family Health Centre Mazhuvannoor	27.00%
Family Health Centre Thiruvaniyoor	26.00%
Family Health Centre Kodanad	14.00%
Family Health Centre Cheranelloore	11.00%
Family Health Centre Neriyaamangalam	1.00%
Family Health Centre Chittattukara	0.00%

Hospital	Pharmacy Usage %
Family Health Centre Chittattukara	0.00%
Family Health Centre Edavanakkad	0.00%
Family Health Centre Koonammavu	0.00%
Family Health Centre Manjapra	0.00%
Family Health Centre Mulavukad	0.00%
Family Health Centre Rayamangalam	0.00%
Family Health Centre Neriyaamangalam	1.00%
Family Health Centre Cheranelloore	11.00%
Family Health Centre Kodanad	14.00%
Family Health Centre Thiruvaniyoor	26.00%
Family Health Centre Mazhuvannoor	27.00%
Family Health Centre Thirumarady	43.00%
Family Health Centre Vazhakulam	47.00%

## 4. Status of Modules started in Hospitals

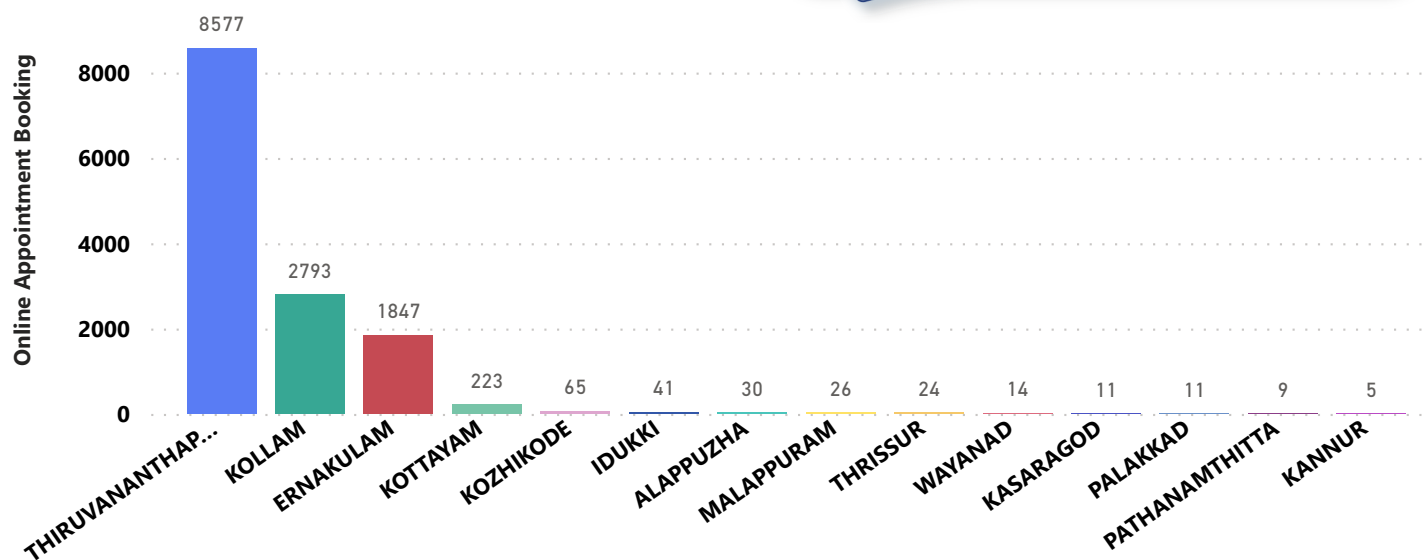
District wise status of live institutions and the count of various modules [Reception, OP Consultation, Lab, Pharmacy] started.

District Name	Live Institutions	Reception	Consultation	Lab	Pharmacy
THIRUVANANTHAPURAM	103	98 (95.1%)	91 (88.3%)	81 (78.6%)	80 (77.7%)
THRISSUR	55	52 (94.5%)	49 (89.1%)	43 (78.2%)	48 (87.3%)
MALAPPURAM	47	36 (76.6%)	25 (53.2%)	18 (38.3%)	16 (34.%)
KOZHIKODE	38	31 (81.6%)	26 (68.4%)	21 (55.3%)	21 (55.3%)
PALAKKAD	38	37 (97.4%)	36 (94.7%)	30 (78.9%)	20 (52.6%)
ERNAKULAM	34	27 (79.4%)	22 (64.7%)	10 (29.4%)	15 (44.1%)
KANNUR	27	26 (96.3%)	25 (92.6%)	20 (74.1%)	16 (59.3%)
KOTTAYAM	23	21 (91.3%)	20 (87.%)	13 (56.5%)	19 (82.6%)
KOLLAM	22	22 (100.%)	22 (100.%)	22 (100.%)	22 (100.%)
ALAPPUZHA	19	18 (94.7%)	18 (94.7%)	15 (78.9%)	17 (89.5%)
IDUKKI	19	18 (94.7%)	16 (84.2%)	11 (57.9%)	16 (84.2%)
KASARAGOD	19	18 (94.7%)	17 (89.5%)	10 (52.6%)	16 (84.2%)
PATHANAMTHITTA	18	17 (94.4%)	15 (83.3%)	12 (66.7%)	11 (61.1%)
WAYANAD	16	15 (93.8%)	15 (93.8%)	15 (93.8%)	14 (87.5%)
<b>Total</b>	<b>478</b>	<b>436 (91.2%)</b>	<b>397 (83.1%)</b>	<b>321 (67.2%)</b>	<b>331 (69.2%)</b>

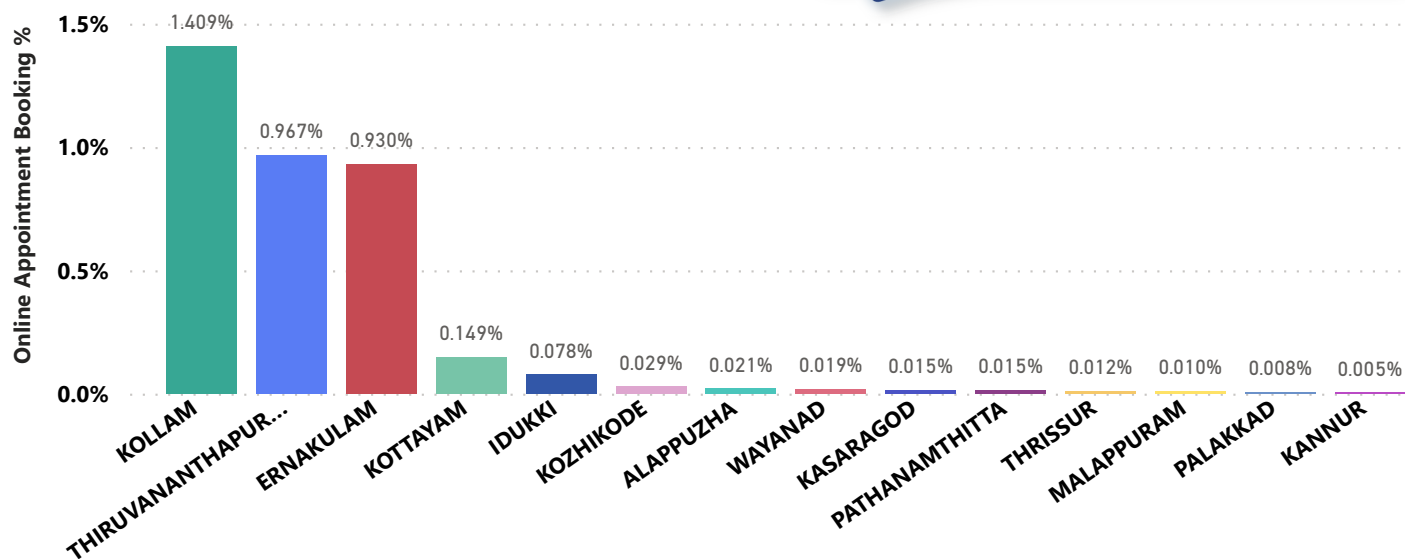


## 5. Percentage of Online Appointment Booking in Hospitals

District-wise count of Online appointments taken during the month of November '22. EKM district remains at 3rd position in online appointment booking.

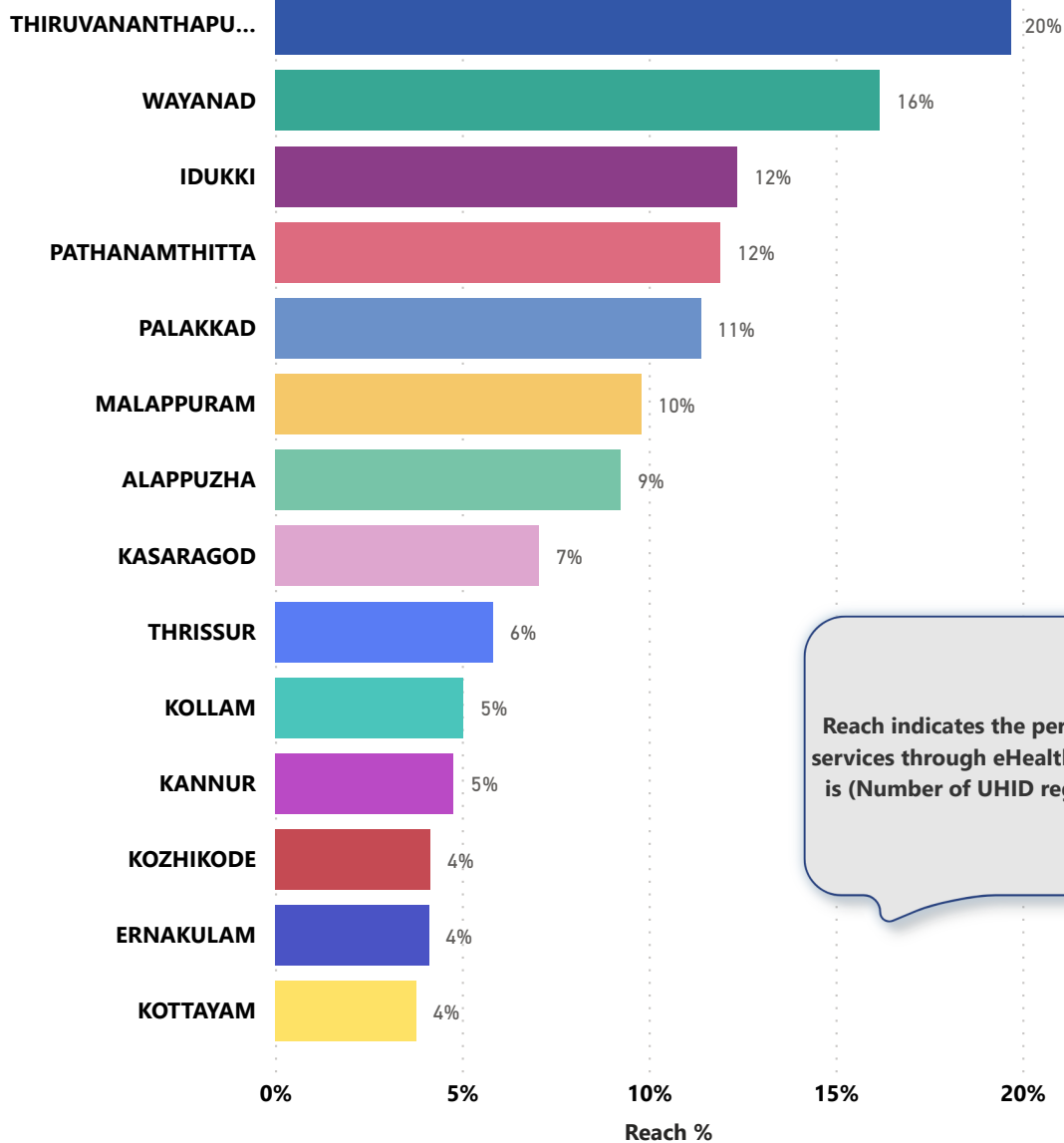


District-wise percentage of online appointment booking up on OP visits for the month of November '22. Calculation is performed as (Online Visits / OP Visits) \* 100 %.





## 6. eHealth Performance - Reach



Reach indicates the percentage of population availing services through eHealth. The formula used to calculate is  $(\text{Number of UHID registered} / \text{Population}) * 100 \%$ .

## 7. Public Health Survey Status

