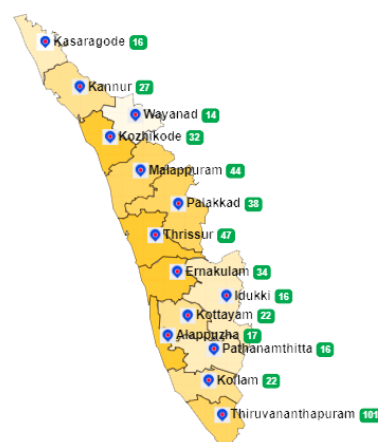


1. eHealth Kerala - Vital Statistics

Live Institutions	38
Medical College Hospitals	2
PHCs/FHCs	24
CHCs	3
DHs/GHs	1
PH Labs	0
Other(Inc UPHCs,Taluk Hospitals)	8



2. Highlights



- Reception Module started in 24 of the 29 PHCs/FHCs/UPHCs of the district.
- The district remains at position 4 in Pharmacy Usage with 63%(4% up).
- Kozhikode district is at position 5(up by 1) in online appointment bookings.



- The district stands at position 6(down by 1)in overall performance ranking of districts based on PHCs/ FHCs/UPHCs.
- The district is at position 13 in house survey completion(.05%) and at position 11 in member survey completion(0.02%).
- The district remains at position 12 in UHID Visits with the value of 16%(1% up).
- The district is at position 8(down by 1) in OP consultation with 78%(1% up).
- The district is at 12th position in reach rank which indicates UHID registration proportionate to the population.

3. eHealth - District Ranking Matrix Based on Performance of PHCs/FHCs/UPHCs

The ranking matrix showcase the district performance in providing eHealth services through PHCs/FHCs/UPHCs based on six different parameters. These parameters include whether the reception module is started or not, UHID Visits, Doctor Consultation, Pharmacy Usage, Lab Usage and number of Live Institutions. Based on the ranking, the districts are classified into three broad categories, the best performing districts, the average performing districts and the low performing districts.

The best performing districts should strive to continue to remain in the same position, whereas the average performing as well as the low performing districts should strive to reach to the 'top four' league.

The ranking matrix for the month of November '22 is given below:

District	Rank
IDUKKI	1
KOLLAM	1
THIRUVANANTHAPURAM	1
WAYANAD	1
PATHANAMTHITTA	2
THRISSUR	2
ALAPPUZHA	3
KOTTAYAM	4
KOZHIKODE	4
PALAKKAD	4
KANNUR	5
KASARAGOD	6
ERNAKULAM	7
MALAPPURAM	7

 Best performing
 Average performing
 Low performing

3. eHealth - Institution Level Ranking of PHCs/FHCs/UPHCs

Hospital	Rank
Family Health Centre Moodadi	1
Family Health Centre Panangad	1
Urban Primary Health Centre Payyanakkal	1
Family Health Centre Atholi	2
Family Health Centre Iringal Kottakkal	2
Family Health Centre Puduppadi	2
Urban Primary Health Centre Kallunira	2
Urban Primary Health Centre Kinassery	2
Urban Primary Health Centre Payyoli	2
Family Health Centre Arikkulam	3
Family Health Centre Kunnamangalam	3
Family Health Centre Puthiyappa	3
Family Health Centre Ramanatukara	3
Family Health Centre Ayanchery	4
Family Health Centre Azhiyur	4
Family Health Centre Vadakara	4
Urban Primary Health Centre Feroke	4
Family Health Centre Maruthonkara	5
Family Health Centre Koodaranji	6
Family Health Centre Thiruvambadi	7
Family Health Centre Kodyathur	8
Family Health Centre Beypore	9
Family Health Centre Chaliyam	9
Family Health Centre Meppayyur	9
Family Health Centre Maniyoor	10

3.1 eHealth Performance - Reception Module

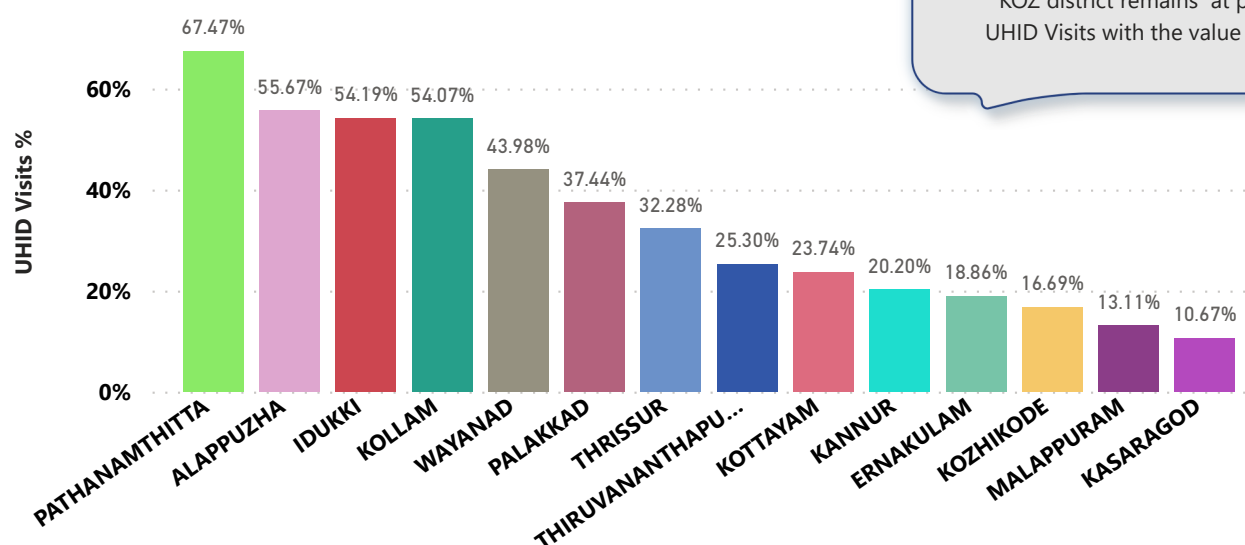
Reception Module is considered to be functional in a PHC/FHC/UPHC only if the number of total visits for the month is of minimum 500.

Reception Module started in 24 of the 29 PHCs/FHCs/UPHCs of the district

District	PHC/FHC/UPHC Count	PHC/FHC/UPHC with Reception	% of PHC/FHC/UPHC with Reception
THIRUVANANTHAPURAM	66	62	94.00%
THRISSUR	52	48	92.00%
PALAKKAD	37	36	97.00%
MALAPPURAM	46	34	74.00%
KANNUR	27	26	96.00%
ERNAKULAM	31	24	77.00%
KOZHIKODE	29	24	83.00%
KOLLAM	20	20	100.00%
KOTTAYAM	21	20	95.00%
KASARAGOD	19	19	100.00%
ALAPPUZHA	17	17	100.00%
IDUKKI	17	16	94.00%
PATHANAMTHITTA	17	16	94.00%
WAYANAD	15	15	100.00%

3.2 e-Health Performance - UHID Visits

UHID Visit % is calculated as (UHID Visits / Total Visit) *100



KOZ district remains at position 12 in UHID Visits with the value of 16%(1% up).

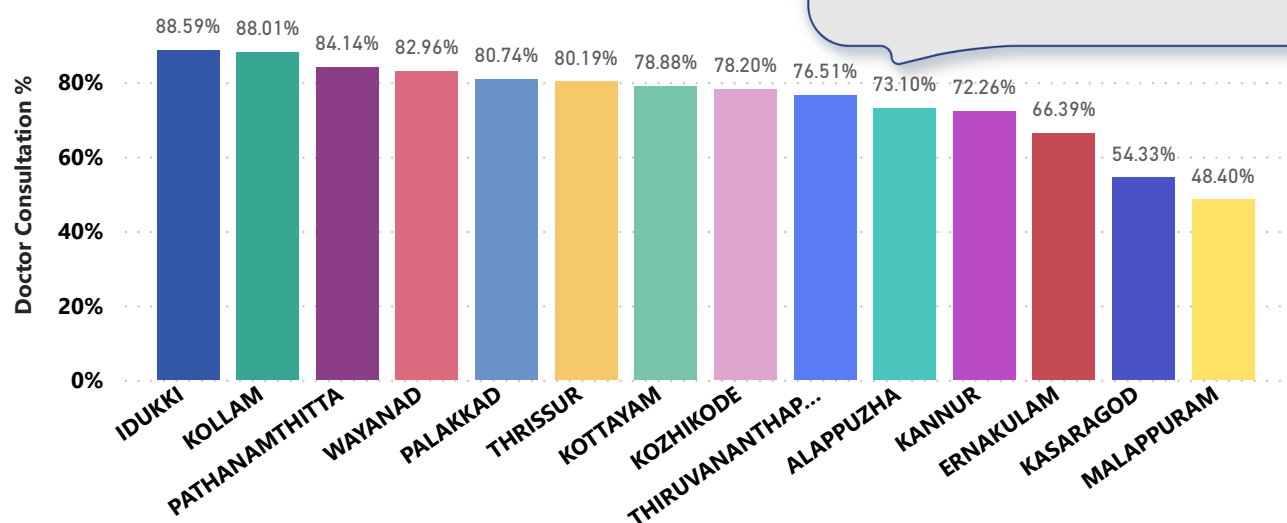
PHCs/FHCs/UPHCs based on UHID Visits

Institutions with atleast 100 UHID visits are listed here.

Hospital	UHID Visit %
Family Health Centre Moodadi	43.00%
Family Health Centre Panangad	40.00%
Family Health Centre Arikkulam	36.00%
Family Health Centre Maruthonkara	29.00%
Urban Primary Health Centre Kallunira	28.00%
Family Health Centre Atholi	25.00%
Family Health Centre Azhiyur	25.00%
Family Health Centre Koodaranji	24.00%
Urban Primary Health Centre Payyanakkal	24.00%
Family Health Centre Kodyathur	21.00%

Hospital	UHID Visit %
Family Health Centre Ramanatukara	1.00%
Family Health Centre Vadakara	4.00%
Family Health Centre Iringal Kottakkal	10.00%
Urban Primary Health Centre Feroke	10.00%
Family Health Centre Meppayyur	11.00%
Urban Primary Health Centre Payyoli	15.00%
Family Health Centre Ayanchery	16.00%
Family Health Centre Kunnamangalam	16.00%
Family Health Centre Thiruvambadi	18.00%
Family Health Centre Kodyathur	21.00%
Family Health Centre Pudukkottai	21.00%

3.3 e-Health Performance - Doctor Consultation



Doctor Consultation Percentage in PHCs/FHCs/UPHCs

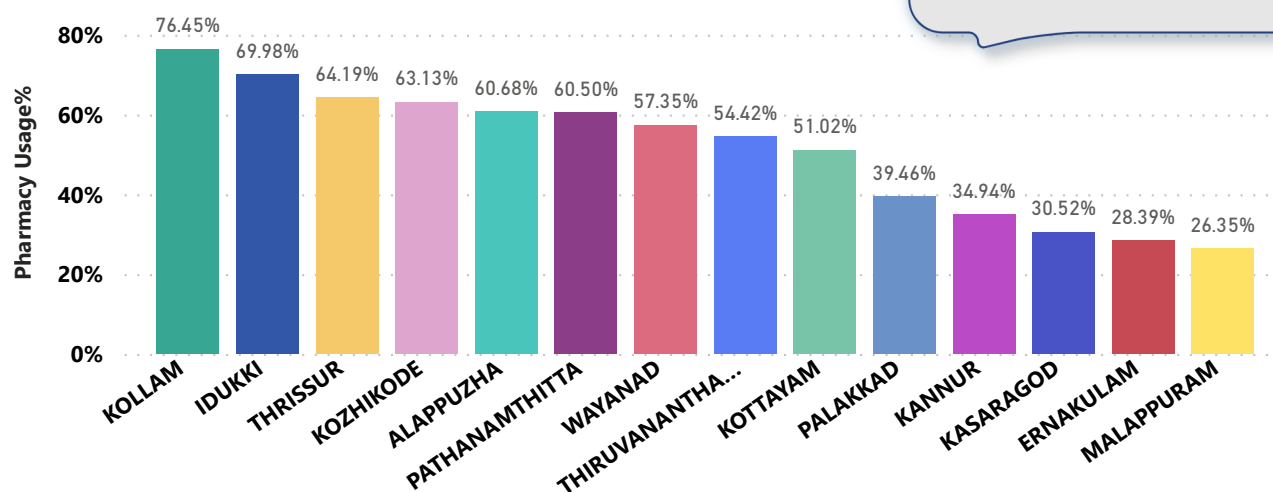
Hospital	Doctor Consultation %
Family Health Centre Iringal Kottakkal	99.95%
Family Health Centre Atholi	98.99%
Urban Primary Health Centre Kallunira	98.54%
Family Health Centre Vadakara	97.94%
Family Health Centre Moodadi	97.66%
Family Health Centre Ramanatukara	96.93%
Family Health Centre Azhiyur	96.32%
Family Health Centre Arikkulam	96.32%
Family Health Centre Koodaranji	96.08%
Family Health Centre Thiruvambadi	95.36%
Urban Primary Health Centre Payyanakkal	94.63%

Hospital	Doctor Consultation %
Family Health Centre Kodyathur	0.24%
Family Health Centre Meppayyur	40.02%
Family Health Centre Maruthonkara	86.97%
Family Health Centre Puduppadi	91.44%
Family Health Centre Panangad	91.65%
Urban Primary Health Centre Payyoli	92.11%
Family Health Centre Kunnamangalam	93.32%
Family Health Centre Ayanchery	93.37%
Urban Primary Health Centre Feroke	94.62%

3.4 e-Health Performance - Pharmacy Usage in PHCs/FHCs/UPHCs

Pharmacy usage is calculated as (Pharmacy Prescription Count / Total Visits) *100

The KOZ district is remains at position 4 in Pharmacy Usage with 63%.



Pharmacy Usage in PHCs/FHCs/UPHCs

Hospital	Pharmacy Usage %
Urban Primary Health Centre Kallunira	94.00%
Family Health Centre Iringal Kottakkal	91.00%
Urban Primary Health Centre Feroke	91.00%
Family Health Centre Vadakara	90.00%
Family Health Centre Atholi	89.00%
Family Health Centre Ayanchery	88.00%
Family Health Centre Moodadi	87.00%
Family Health Centre Ramanatukara	87.00%
Family Health Centre Azhiyur	85.00%
Family Health Centre Maruthonkara	84.00%
Urban Primary Health Centre Payyanakkal	84.00%

Hospital	Pharmacy Usage %
Family Health Centre Kodyathur	0.00%
Family Health Centre Koodaranji	0.00%
Family Health Centre Thiruvambadi	0.00%
Family Health Centre Meppayyur	28.00%
Family Health Centre Pudupadi	70.00%
Family Health Centre Panangad	73.00%
Family Health Centre Kunnamangalam	80.00%
Family Health Centre Arikkulam	83.00%
Family Health Centre Maruthonkara	84.00%
Urban Primary Health Centre Payyanakkal	84.00%

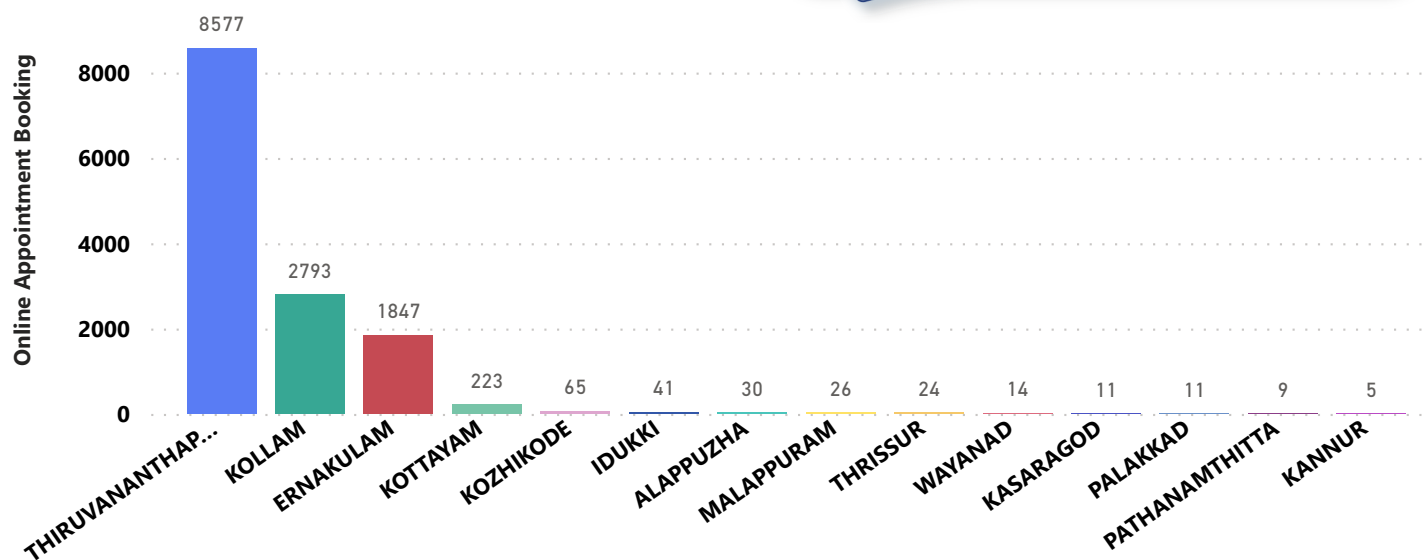
4. Status of Modules started in Hospitals

District wise status of live institutions and the count of various modules [Reception, OP Consultation, Lab, Pharmacy] started.

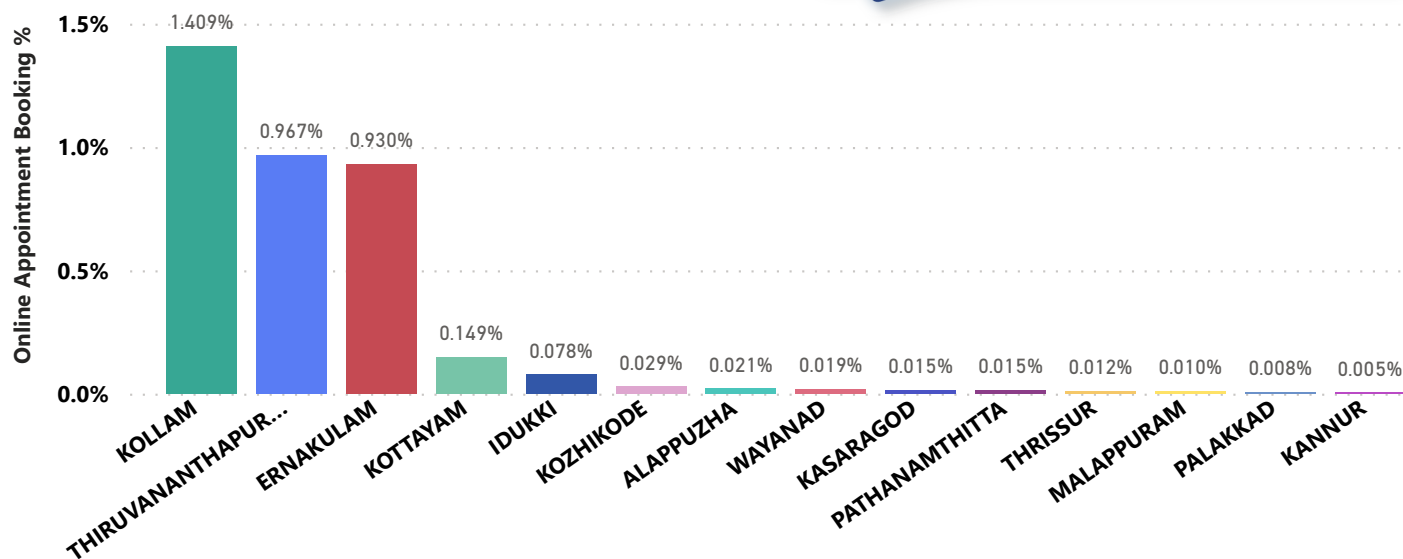
District Name	Live Institutions	Reception	Consultation	Lab	Pharmacy
THIRUVANANTHAPURAM	103	98 (95.1%)	91 (88.3%)	81 (78.6%)	80 (77.7%)
THRISSUR	55	52 (94.5%)	49 (89.1%)	43 (78.2%)	48 (87.3%)
MALAPPURAM	47	36 (76.6%)	25 (53.2%)	18 (38.3%)	16 (34.%)
KOZHIKODE	38	31 (81.6%)	26 (68.4%)	21 (55.3%)	21 (55.3%)
PALAKKAD	38	37 (97.4%)	36 (94.7%)	30 (78.9%)	20 (52.6%)
ERNAKULAM	34	27 (79.4%)	22 (64.7%)	10 (29.4%)	15 (44.1%)
KANNUR	27	26 (96.3%)	25 (92.6%)	20 (74.1%)	16 (59.3%)
KOTTAYAM	23	21 (91.3%)	20 (87.%)	13 (56.5%)	19 (82.6%)
KOLLAM	22	22 (100.%)	22 (100.%)	22 (100.%)	22 (100.%)
ALAPPUZHA	19	18 (94.7%)	18 (94.7%)	15 (78.9%)	17 (89.5%)
IDUKKI	19	18 (94.7%)	16 (84.2%)	11 (57.9%)	16 (84.2%)
KASARAGOD	19	18 (94.7%)	17 (89.5%)	10 (52.6%)	16 (84.2%)
PATHANAMTHITTA	18	17 (94.4%)	15 (83.3%)	12 (66.7%)	11 (61.1%)
WAYANAD	16	15 (93.8%)	15 (93.8%)	15 (93.8%)	14 (87.5%)
Total	478	436 (91.2%)	397 (83.1%)	321 (67.2%)	331 (69.2%)

5. Percentage of Online Appointment Booking in Hospitals

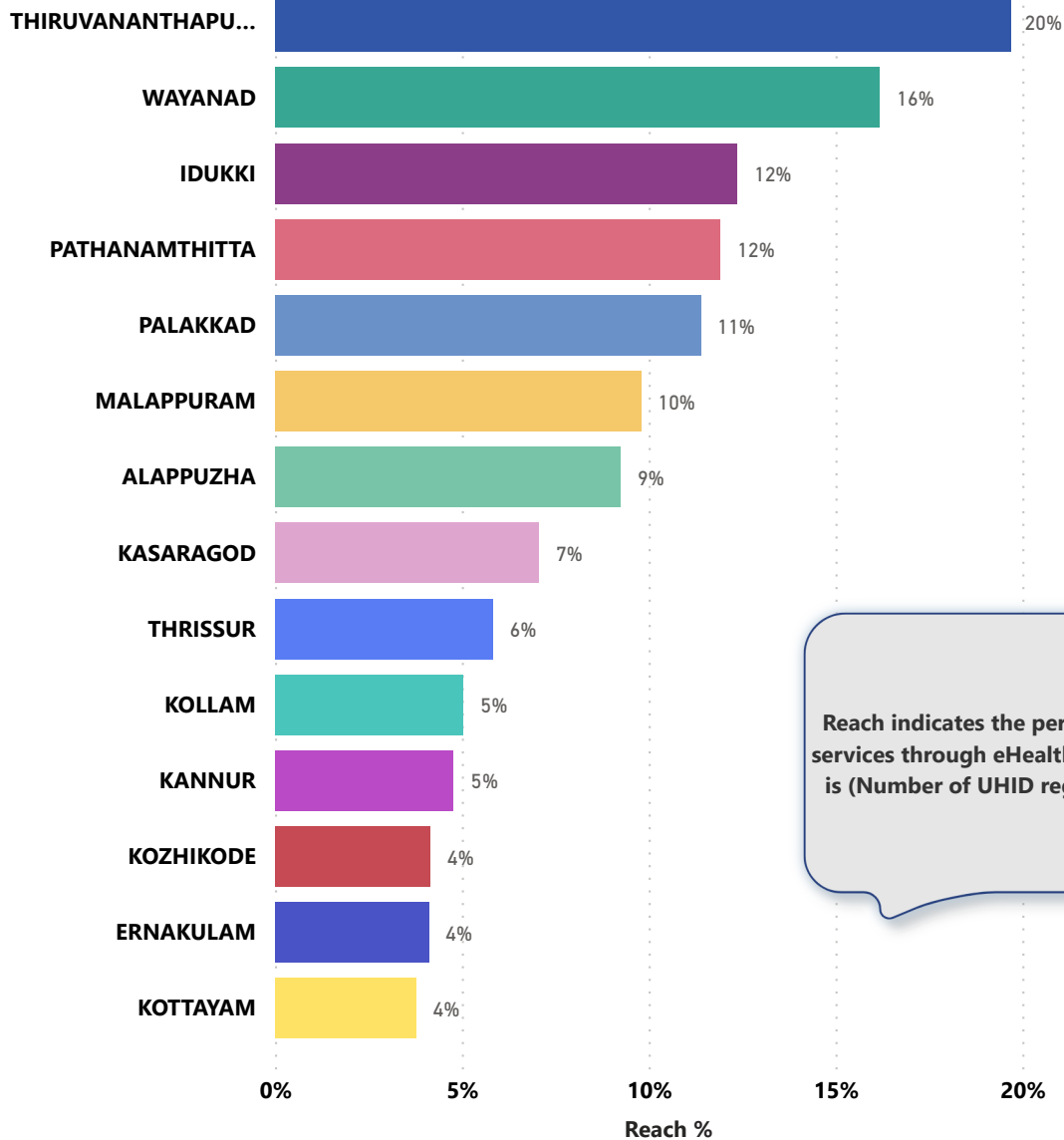
District-wise count of Online appointments taken during the month of November '22. KOZ district is at position 5(up by 1) in online appointment bookings.



District-wise percentage of online appointment booking up on OP visits for the month of November '22. Calculation is performed as (Online Visits / OP Visits) * 100 %.



6. eHealth Performance - Reach



Reach indicates the percentage of population availing services through eHealth. The formula used to calculate is $(\text{Number of UHID registered} / \text{Population}) * 100 \%$.

7. Public Health Survey Status

