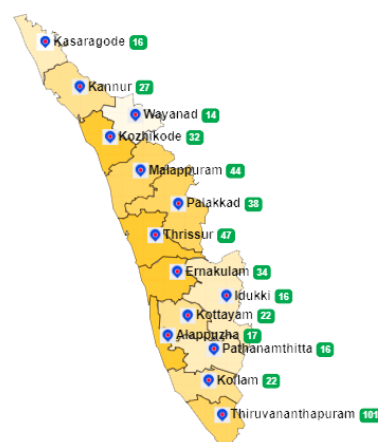


1. eHealth Kerala - Vital Statistics

Live Institutions	22
Medical College Hospitals	1
PHCs/FHCs	18
CHCs	0
DHs/GHs	0
PH Labs	0
Other(Inc UPHCs,Taluk Hospitals)	3



2. Highlights



- The Kollam moved from position 1 to position 2 in overall performance ranking of districts based on PHCs/FHCs/UPHCs.
- Reception module started in all PHCs/FHCs/UPHCs of the district.
- District remains at :
 - position 2 in Doctor consultation with 88%(nearly 2% up)
 - position 1 in Pharmacy usage with 76%(1% up).
- The district remains at position 2 in online appointment booking.



- District is at :
 - - position 4(down by 2) in UHID visits (54%).
- The district remains at 10th position in reach rank which indicates UHID registration proportionate to the population.
- The district is at position 11 in house survey completion(0.64%) and at position 9 in member survey completion(0.03%).

3. eHealth - District Ranking Matrix Based on Performance of PHCs/FHCs/UPHCs

The ranking matrix showcase the district performance in providing eHealth services through PHCs/FHCs/UPHCs based on six different parameters. These parameters include whether the reception module is started or not, UHID Visits, Doctor Consultation, Pharmacy Usage, Lab Usage and number of Live Institutions. Based on the ranking, the districts are classified into three broad categories, the best performing districts, the average performing districts and the low performing districts.

The best performing districts should strive to continue to remain in the same position, whereas the average performing as well as the low performing districts should strive to reach to the 'top four' league.

The ranking matrix for the month of November '22 is given below:

District	Rank
IDUKKI	1
KOLLAM	1
THIRUVANANTHAPURAM	1
WAYANAD	1
PATHANAMTHITTA	2
THRISSUR	2
ALAPPUZHA	3
KOTTAYAM	4
KOZHIKODE	4
PALAKKAD	4
KANNUR	5
KASARAGOD	6
ERNAKULAM	7
MALAPPURAM	7

 Best performing
 Average performing
 Low performing

3. eHealth - Institution Level Ranking of PHCs/FHCs/UPHCs

Hospital	Rank
Family Health Centre Sreenarayanapuram	1
Family Health Centre Ummannoor	1
Family Health Centre Veliyam	1
Family Health Centre Mayyanad Ckm	2
Family Health Centre Sakthikulangara	2
Family Health Centre Thekkumbhagam	2
Family Health Centre Thenmala	2
Family Health Centre Chavara	3
Family Health Centre Elampalloor	3
Family Health Centre Ezhukone Pavithreswaram	3
Family Health Centre Kulasekharapuram	3
Urban Primary Health Centre Uliyakovil	3
Family Health Centre Mancode Chithara	4
Family Health Centre Perumon	4
Family Health Centre Azheekkal	5
Family Health Centre Thazhava	6
Urban Primary Health Centre Mundakkal	6
Family Health Centre Vallikkavu	7
Family Health Centre Chathanthoor	8
Family Health Centre Alappad	9
Family Health Centre Vilakkudy	10

3.1 eHealth Performance - Reception Module

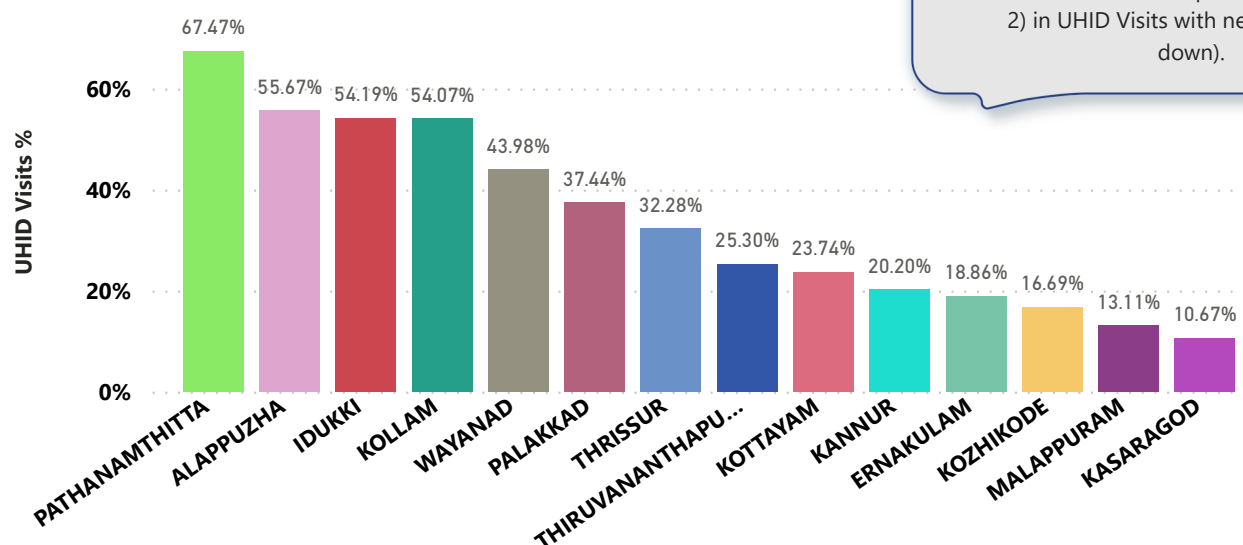
Reception Module is considered to be functional in a PHC/FHC/UPHC only if the number of total visits for the month is of minimum 500.

Reception module started in all PHCs/FHCs/UPHCs

District	PHC/FHC/UPHC Count	PHC/FHC/UPHC with Reception	% of PHC/FHC/UPHC with Reception
THIRUVANANTHAPURAM	66	62	94.00%
THRISSUR	52	48	92.00%
PALAKKAD	37	36	97.00%
MALAPPURAM	46	34	74.00%
KANNUR	27	26	96.00%
ERNAKULAM	31	24	77.00%
KOZHIKODE	29	24	83.00%
KOLLAM	20	20	100.00%
KOTTAYAM	21	20	95.00%
KASARAGOD	19	19	100.00%
ALAPPUZHA	17	17	100.00%
IDUKKI	17	16	94.00%
PATHANAMTHITTA	17	16	94.00%
WAYANAD	15	15	100.00%

3.2 e-Health Performance - UHID Visits

UHID Visit % is calculated as (UHID Visits / Total Visit) *100



Kollam district is at position 4(down by 2) in UHID Visits with nearly 54%(2% down).

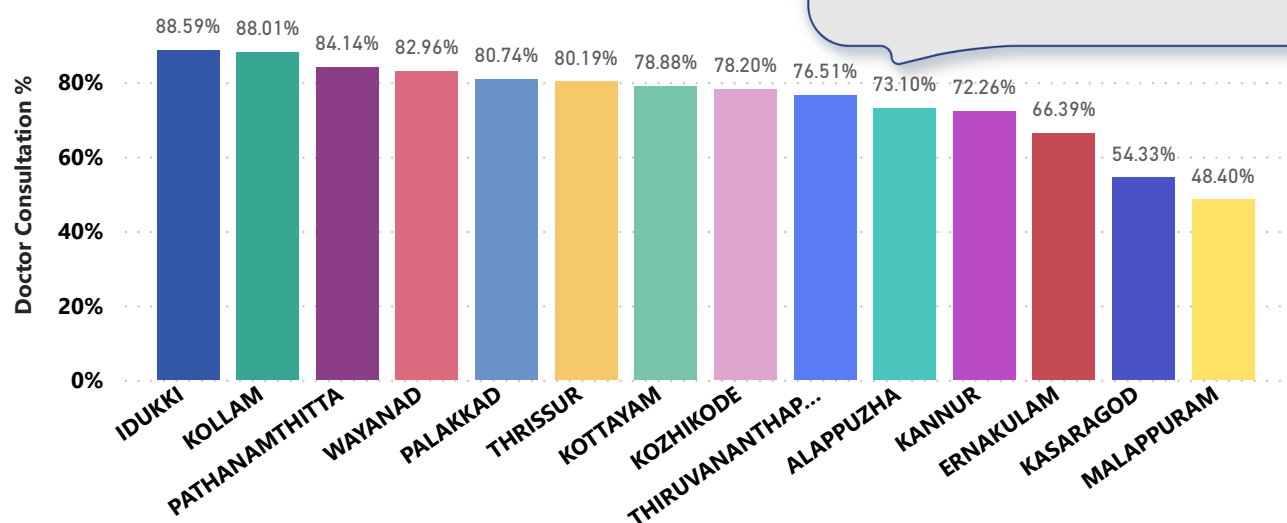
PHCs/FHCs/UPHCs based on UHID Visits

Institutions with atleast 100 UHID visits are listed here.

Hospital	UHID Visit %
Family Health Centre Ummannoor	83.00%
Family Health Centre Ezhukone Pavithreswaram	81.00%
Family Health Centre Veliyam	72.00%
Family Health Centre Mancode Chithara	68.00%
Family Health Centre Perumon	68.00%
Family Health Centre Sreenarayanapuram	62.00%
Urban Primary Health Centre Uliyakovil	62.00%
Family Health Centre Thenmala	61.00%
Family Health Centre Alappad	56.00%
Family Health Centre Sakthikulangara	55.00%

Hospital	UHID Visit %
Family Health Centre Vallikkavu	21.00%
Family Health Centre Chathannoor	30.00%
Family Health Centre Elampalloor	42.00%
Family Health Centre Azheekkal	47.00%
Family Health Centre Kulasekharapuram	50.00%
Family Health Centre Thekkumbhagam	50.00%
Family Health Centre Chavara	52.00%
Family Health Centre Mayyanad Ckm	53.00%
Family Health Centre Thazhava	53.00%
Urban Primary Health Centre Mundakkal	53.00%
Family Health Centre Sakthikulangara	55.00%

3.3 e-Health Performance - Doctor Consultation



Kollam district remains at position 2 in Doctor Consultation with 88%(nearly 2% up).

Doctor Consultation Percentage in PHCs/FHCs/UPHCs

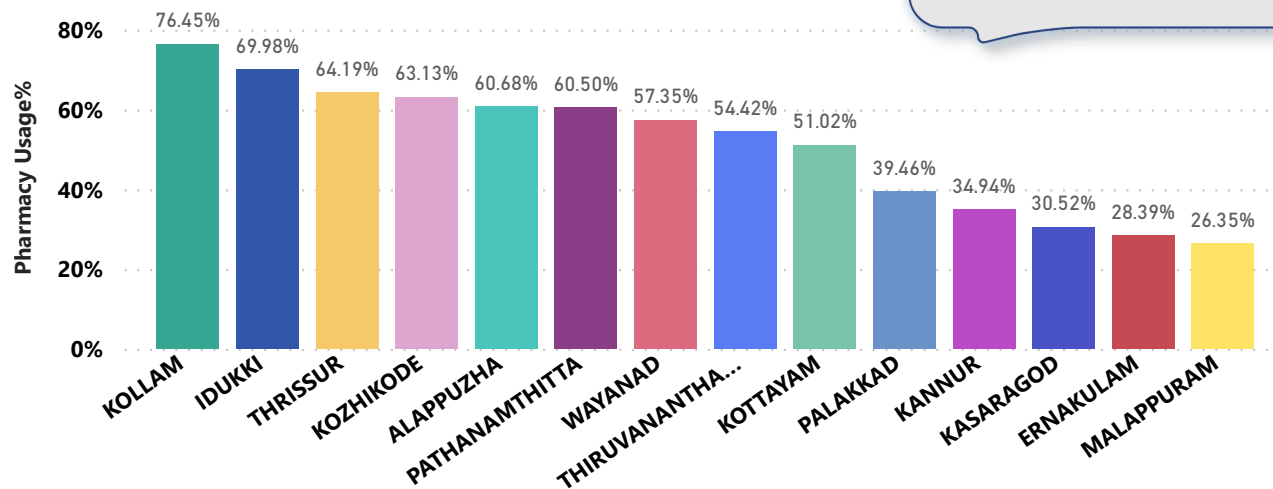
Hospital	Doctor Consultation %
Family Health Centre Ezhukone Pavithreswaram	99.49%
Family Health Centre Mayyanad Ckm	98.45%
Family Health Centre Sakthikulangara	97.57%
Family Health Centre Chavara	97.08%
Family Health Centre Thazhava	97.03%
Family Health Centre Veliyam	95.98%
Family Health Centre Ummannoor	95.67%
Family Health Centre Thenmala	94.26%
Family Health Centre Thekkumbhagam	93.77%
Family Health Centre Sreenarayanapuram	92.80%
Family Health Centre Azheekkal	91.56%

Hospital	Doctor Consultation %
Family Health Centre Chathannoor	53.17%
Family Health Centre Alappad	62.42%
Family Health Centre Mancode Chithara	76.05%
Family Health Centre Vallikkavu	77.41%
Family Health Centre Elampalloor	84.10%
Family Health Centre Perumon	85.18%
Family Health Centre Kulasekharapuram	87.88%
Urban Primary Health Centre Mundakkal	91.15%
Urban Primary Health Centre Uliyakovil	91.38%
Family Health Centre Azheekkal	91.56%
Family Health Centre Sreenarayanapuram	92.80%
Family Health Centre Thekkumbhagam	93.77%
Family Health Centre Thenmala	94.26%

3.4 e-Health Performance - Pharmacy Usage in PHCs/FHCs/UPHCs

Pharmacy usage is calculated as (Pharmacy Prescription Count / Total Visits) *100

The Kollam district remains top in Pharmacy usage with 76.4%(1% up).



Pharmacy Usage in PHCs/FHCs/UPHCs

Hospital	Pharmacy Usage %
Family Health Centre Ezhukone Pavithreswaram	93.00%
Family Health Centre Thenmala	92.00%
Family Health Centre Ummannoor	92.00%
Family Health Centre Sreenarayanapuram	89.00%
Family Health Centre Thekkumbhagam	87.00%
Family Health Centre Chavara	84.00%
Family Health Centre Kulasekharapuram	83.00%
Family Health Centre Mayyanad Ckm	83.00%
Family Health Centre Sakthikulangara	83.00%

Hospital	Pharmacy Usage %
Family Health Centre Chathannoor	50.00%
Family Health Centre Alappad	56.00%
Urban Primary Health Centre Uliyakovil	56.00%
Family Health Centre Azheekkal	63.00%
Urban Primary Health Centre Mundakkal	63.00%
Family Health Centre Vallikkavu	67.00%
Family Health Centre Mancode Chithara	69.00%
Family Health Centre Perumon	72.00%
Family Health Centre Thazhava	77.00%
Family Health Centre Elampalloor	80.00%
Family Health Centre Veliam	82.00%
Family Health Centre	83.00%

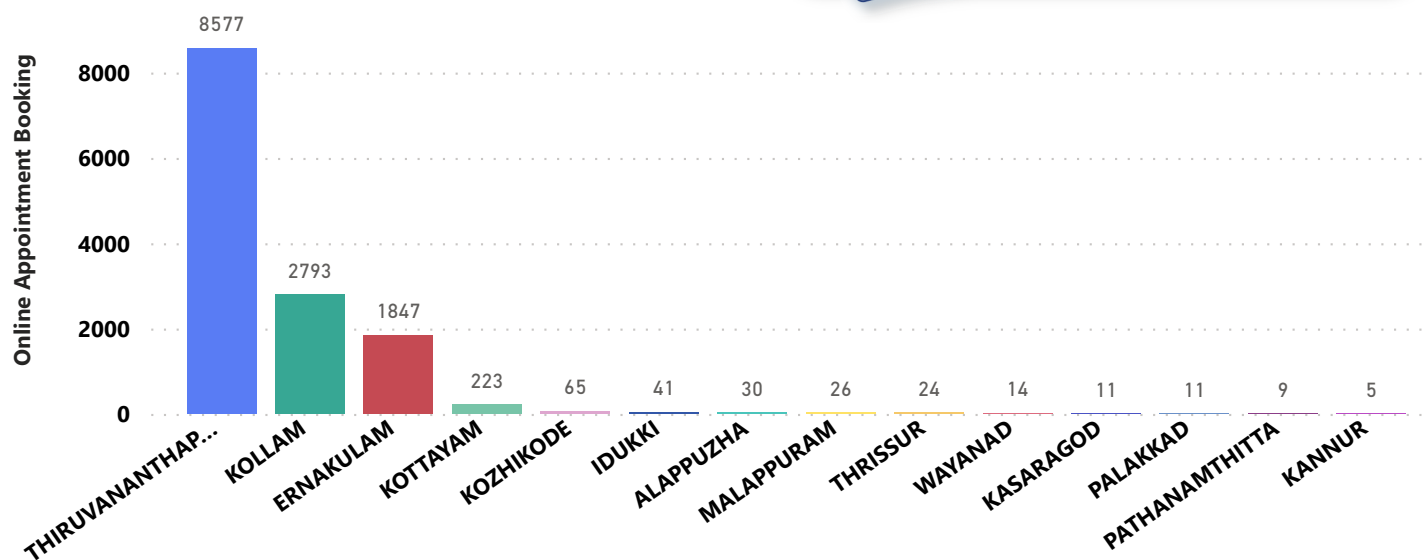
4. Status of Modules started in Hospitals

District wise status of live institutions and the count of various modules [Reception, OP Consultation, Lab, Pharmacy] started.

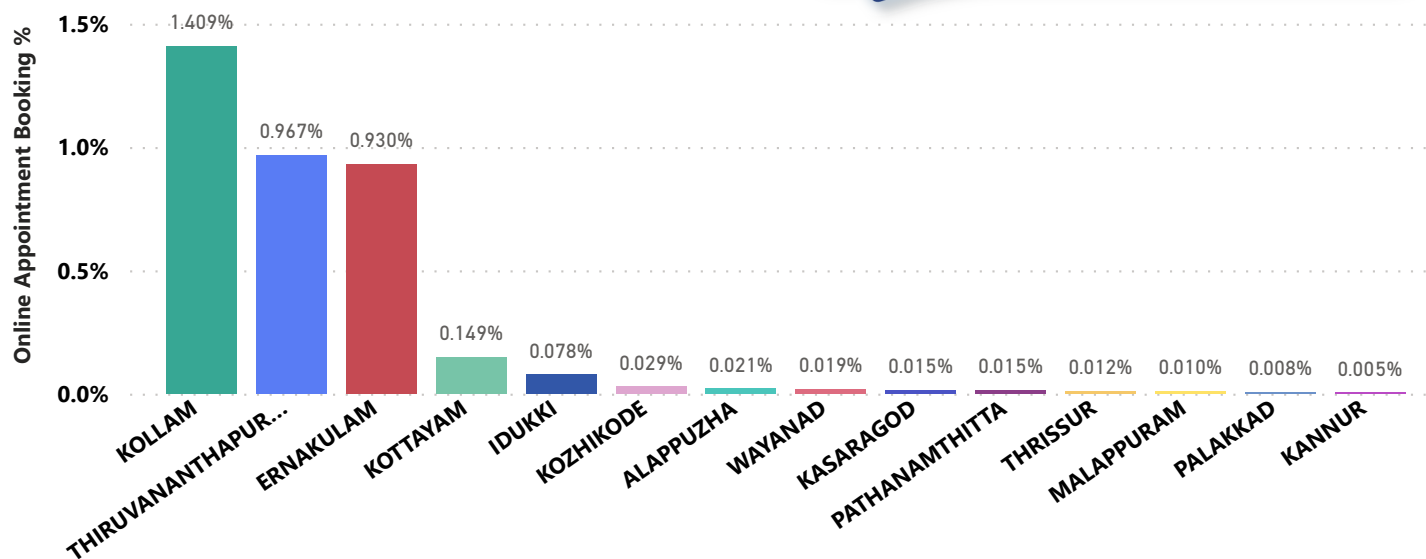
District Name	Live Institutions	Reception	Consultation	Lab	Pharmacy
THIRUVANANTHAPURAM	103	98 (95.1%)	91 (88.3%)	81 (78.6%)	80 (77.7%)
THRISSUR	55	52 (94.5%)	49 (89.1%)	43 (78.2%)	48 (87.3%)
MALAPPURAM	47	36 (76.6%)	25 (53.2%)	18 (38.3%)	16 (34.%)
KOZHIKODE	38	31 (81.6%)	26 (68.4%)	21 (55.3%)	21 (55.3%)
PALAKKAD	38	37 (97.4%)	36 (94.7%)	30 (78.9%)	20 (52.6%)
ERNAKULAM	34	27 (79.4%)	22 (64.7%)	10 (29.4%)	15 (44.1%)
KANNUR	27	26 (96.3%)	25 (92.6%)	20 (74.1%)	16 (59.3%)
KOTTAYAM	23	21 (91.3%)	20 (87.%)	13 (56.5%)	19 (82.6%)
KOLLAM	22	22 (100.%)	22 (100.%)	22 (100.%)	22 (100.%)
ALAPPUZHA	19	18 (94.7%)	18 (94.7%)	15 (78.9%)	17 (89.5%)
IDUKKI	19	18 (94.7%)	16 (84.2%)	11 (57.9%)	16 (84.2%)
KASARAGOD	19	18 (94.7%)	17 (89.5%)	10 (52.6%)	16 (84.2%)
PATHANAMTHITTA	18	17 (94.4%)	15 (83.3%)	12 (66.7%)	11 (61.1%)
WAYANAD	16	15 (93.8%)	15 (93.8%)	15 (93.8%)	14 (87.5%)
Total	478	436 (91.2%)	397 (83.1%)	321 (67.2%)	331 (69.2%)

5. Percentage of Online Appointment Booking in Hospitals

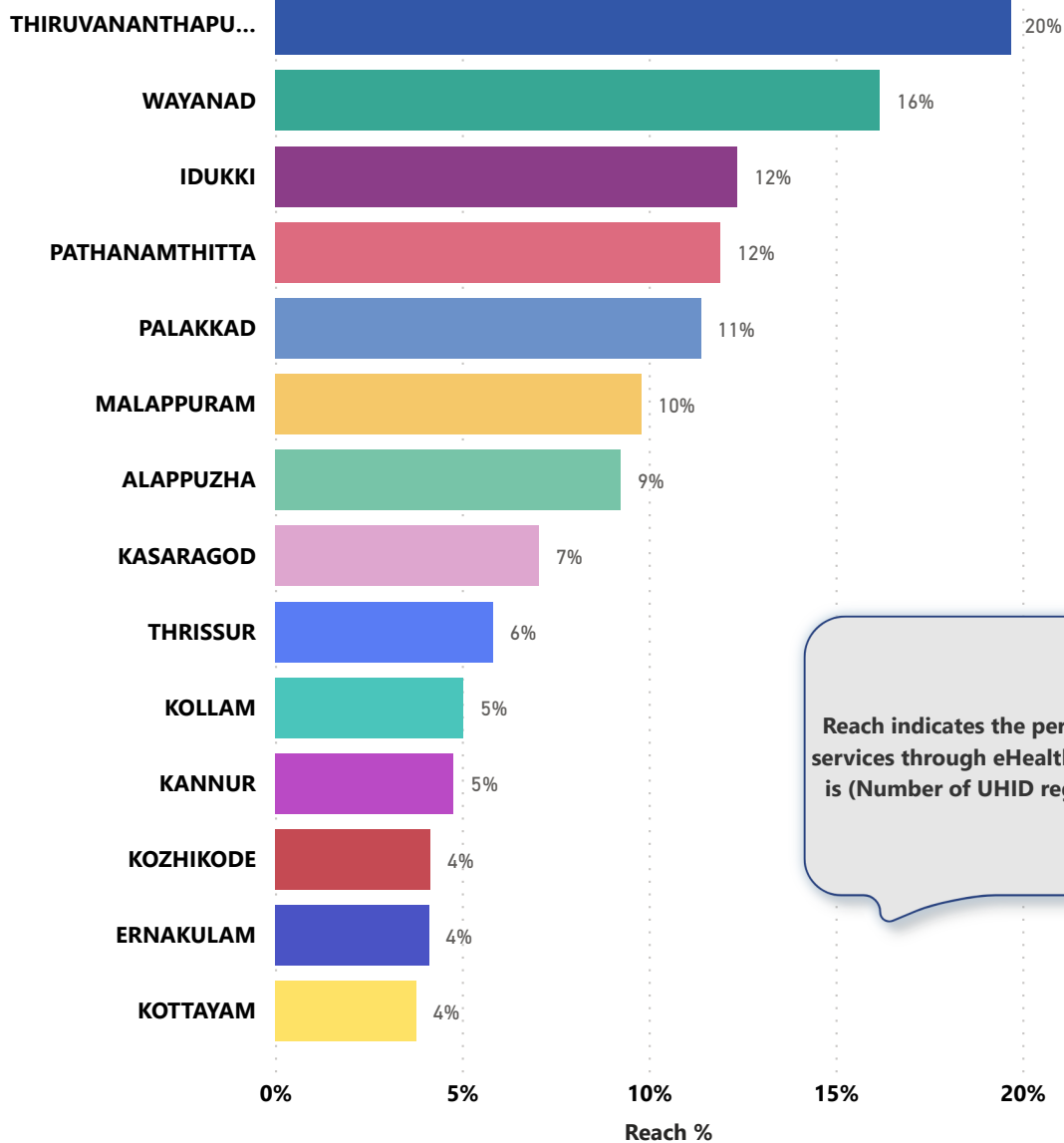
District-wise count of online appointments taken during the month of November '22. Kollam district remains at position 2 in the usage of Online appointments.



District-wise percentage of online appointment booking up on OP visits for the month of November '22. Calculation is performed as (Online Visits / OP Visits) * 100 %.



6. eHealth Performance - Reach



Reach indicates the percentage of population availing services through eHealth. The formula used to calculate is $(\text{Number of UHID registered} / \text{Population}) * 100 \%$.

7. Public Health Survey Status

