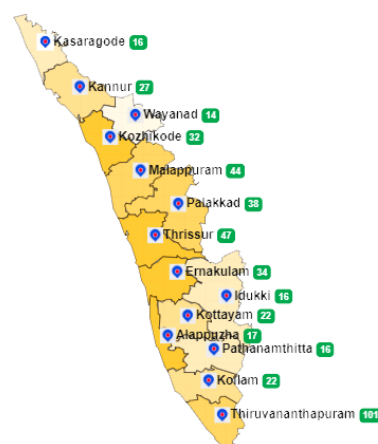


1. eHealth Kerala - Vital Statistics

Live Institutions	27
Medical College Hospitals	0
PHCs/FHCs	23
CHCs	0
DHs/GHs	0
PH Labs	0
Other(Inc UPHCs,Taluk Hospitals)	4



2. Highlights



- Reception module started in 26 out of 27 PHCs/FHCs/UPHCs

District remains at:

- position 10 in UHID Visits (20.20%).
- - position 11 in Pharmacy Usage with 34.94%.
- position 11 in Doctor Consultation (72.26%).

- The district is at position 11 in reach rank which indicates UHID registration proportionate to the population.



- The Kannur district is at third position from last (up by 1) in overall performance ranking of districts based on PHCs/FHCs/UPHCs.

- The district moved to 14th position (down by 1) in Online appointments.

- The district is at position 4 in house survey completion (30.91%) and at position 3 in member survey completion (0.63%).



3. eHealth - District Ranking Matrix Based on Performance of PHCs/FHCs/UPHCs

The ranking matrix showcase the district performance in providing eHealth services through PHCs/FHCs/UPHCs based on six different parameters. These parameters include whether the reception module is started or not, UHID Visits, Doctor Consultation, Pharmacy Usage, Lab Usage and number of Live Institutions. Based on the ranking, the districts are classified into three broad categories, the best performing districts, the average performing districts and the low performing districts.

The best performing districts should strive to continue to remain in the same position, whereas the average performing as well as the low performing districts should strive to reach to the 'top four' league.

The ranking matrix for the month of November '22 is given below:

District	Rank
IDUKKI	1
KOLLAM	1
THIRUVANANTHAPURAM	1
WAYANAD	1
PATHANAMTHITTA	2
THRISSUR	2
ALAPPUZHA	3
KOTTAYAM	4
KOZHIKODE	4
PALAKKAD	4
KANNUR	5
KASARAGOD	6
ERNAKULAM	7
MALAPPURAM	7

 Best performing
 Average performing
 Low performing

3. eHealth - Institution Level Ranking of PHCs/FHCs/UPHCs

Hospital	Rank
Family Health Centre Kankol Alappadamba	1
Family Health Centre Alakode Therthalli	2
Family Health Centre Cheruthazham	3
Family Health Centre Malappattam	3
Family Health Centre Munderi	3
Family Health Centre Ramanthali	3
Family Health Centre Valapattanam	3
Family Health Centre Morazha Fisheries	4
Family Health Centre Eramam Kuttur	5
Family Health Centre Kottiyoor	5
Family Health Centre Pattuvam	5
Family Health Centre Chirakkal	6
Family Health Centre Kadirur	6
Family Health Centre Kalliassery	7
Family Health Centre Anjarakkandy	8
Family Health Centre Mattool	8
Family Health Centre Narath	8
Urban Primary Health Centre Koovode	8
Urban Primary Health Centre Maithanappally	8
Family Health Centre Cherukunnu Thara	9
Family Health Centre Koodali	9
Family Health Centre Muzhappilangad	9
Family Health Centre Pulingome	9
Urban Primary Health Centre Panoor	9
Family Health Centre Pattiam	10
Family Health Centre Thillenkerry	10

3.1 eHealth Performance - Reception Module

Reception Module is considered to be functional in a PHC/FHC/UPHC only if the number of total visits for the month is of minimum 500.

Reception module started in 26 out of 27 PHCs/FHCs/UPHCs

District	PHC/FHC/UPHC Count	PHC/FHC/UPHC with Reception	% of PHC/FHC/UPHC with Reception
THIRUVANANTHAPURAM	66	62	94.00%
THRISSUR	52	48	92.00%
PALAKKAD	37	36	97.00%
MALAPPURAM	46	34	74.00%
KANNUR	27	26	96.00%
ERNAKULAM	31	24	77.00%
KOZHIKODE	29	24	83.00%
KOLLAM	20	20	100.00%
KOTTAYAM	21	20	95.00%
KASARAGOD	19	19	100.00%
ALAPPUZHA	17	17	100.00%
IDUKKI	17	16	94.00%
PATHANAMTHITTA	17	16	94.00%
WAYANAD	15	15	100.00%

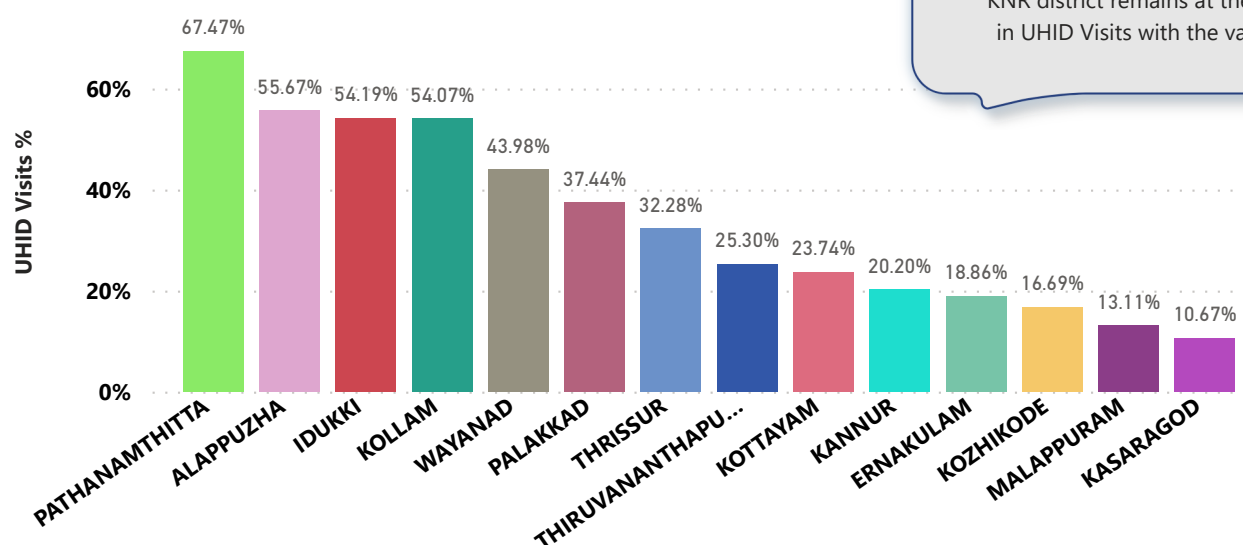
Institutions where the reception module is either not started or not using

Hospital Name

Urban Primary Health Centre Kolassery

3.2 e-Health Performance - UHID Visits

UHID Visit % is calculated as (UHID Visits / Total Visit) *100



KNR district remains at the 10th position in UHID Visits with the value of 20.20%.

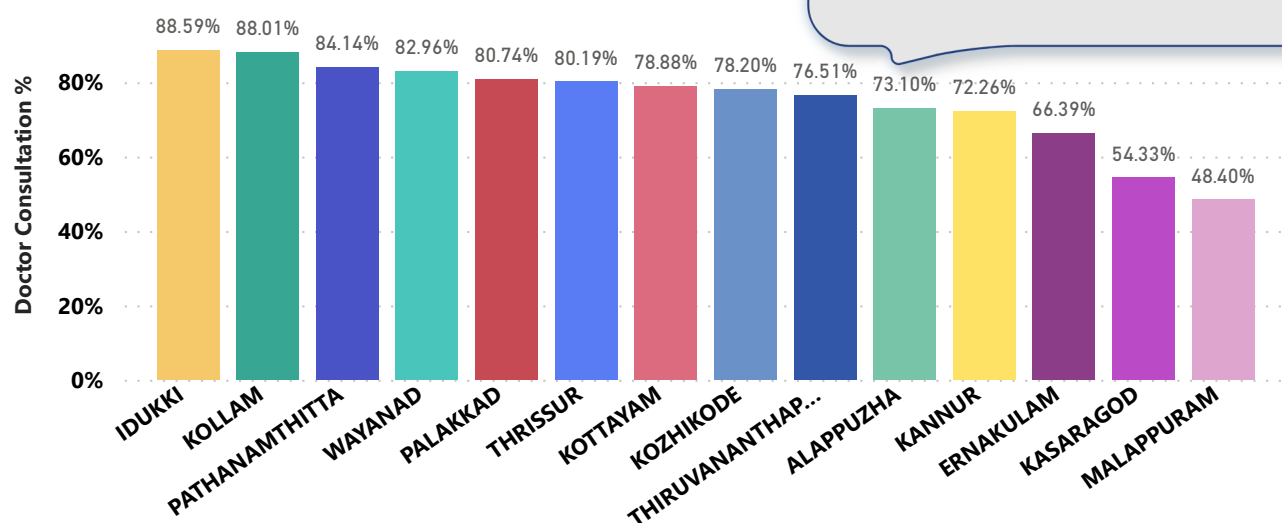
PHCs/FHCs/UPHCs based on UHID Visits

Institutions with atleast 100 UHID visits are listed here.

Hospital	UHID Visit %
Family Health Centre Malappattam	46.00%
Family Health Centre Anjarakkandy	40.00%
Family Health Centre Alakode Therthalli	39.00%
Family Health Centre Kottiyoor	37.00%
Family Health Centre Pulingome	32.00%
Family Health Centre Cherukunnu Thara	31.00%
Family Health Centre Kalliassery	31.00%
Family Health Centre Eramam Kuttur	30.00%
Family Health Centre Morazha Fisheries	30.00%
Family Health Centre Ramanthali	30.00%
Family Health Centre Kankol Alappadamba	29.00%

Hospital	UHID Visit %
Family Health Centre Mattool	6.00%
Family Health Centre Thillenkerry	6.00%
Family Health Centre Muzhappilangad	7.00%
Family Health Centre Pattiam	7.00%
Urban Primary Health Centre Panoor	7.00%
Family Health Centre Munderi	10.00%
Urban Primary Health Centre Maithanappally	14.00%
Family Health Centre Cheruthazham	16.00%
Family Health Centre Kadirur	16.00%
Family Health Centre Valapattanam	19.00%
Family Health Centre Chirakkal	21.00%

3.3 e-Health Performance - Doctor Consultation



Doctor Consultation Percentage in PHCs/FHCs/UPHCs

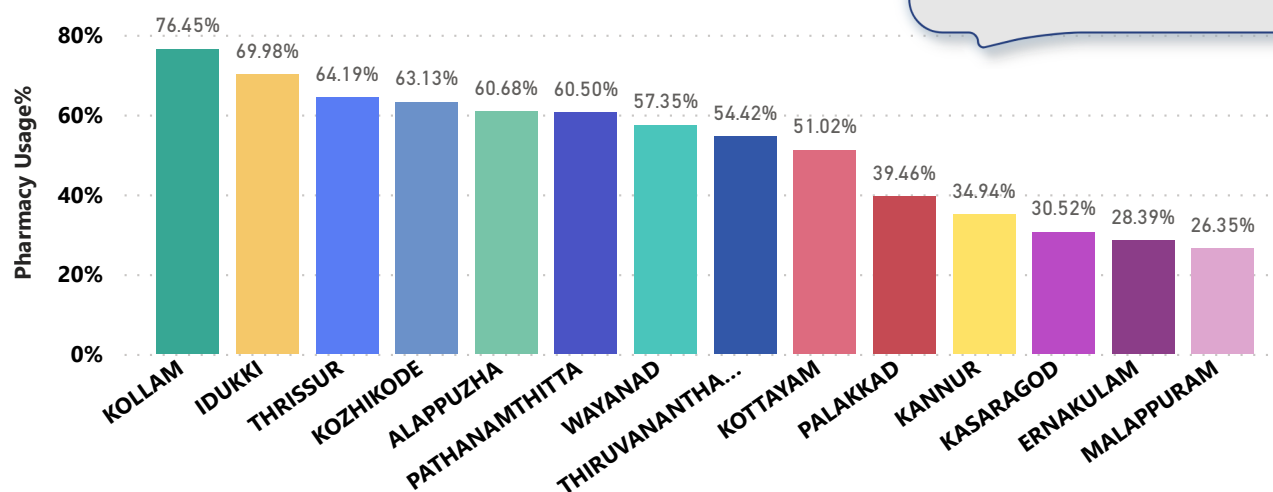
Hospital	Doctor Consultation %
Family Health Centre Ramanthali	99.88%
Family Health Centre Kankol Alappadamba	99.72%
Family Health Centre Cheruthazham	97.34%
Family Health Centre Valapattanam	96.62%
Family Health Centre Munderi	95.54%
Family Health Centre Malappattam	95.53%
Family Health Centre Chirakkal	95.36%
Family Health Centre Alakode Therthalli	94.06%
Family Health Centre Kadirur	91.25%
Family Health Centre Eramam Kuttur	90.35%
Family Health Centre Morazha Fisheries	86.60%
Family Health Centre Kalliassery	81.41%

Hospital	Doctor Consultation %
Family Health Centre Thillenkerry	10.46%
Family Health Centre Pattiam	18.84%
Family Health Centre Cherukunnu Thara	26.13%
Family Health Centre Anjarakkandy	32.43%
Family Health Centre Pulingome	33.38%
Family Health Centre Pattuvam	50.62%
Family Health Centre Narath	67.25%
Urban Primary Health Centre Panoor	68.67%
Family Health Centre Kottiyoor	71.09%
Family Health Centre Muzhappilangad	72.58%
Urban Primary Health Centre Maithanappally	79.93%
Family Health Centre Mattool	80.23%

3.4 e-Health Performance - Pharmacy Usage in PHCs/FHCs/UPHCs

Pharmacy usage is calculated as (Pharmacy Prescription Count / Total Visits) * 100

The district remains at position 11 in Pharmacy Usage with 34.94%(up by 6%).



Pharmacy Usage in PHCs/FHCs/UPHCs

Hospital	Pharmacy Usage %
Family Health Centre Ramanthali	91.00%
Family Health Centre Malappattam	89.00%
Family Health Centre Alakode Therthalli	88.00%
Family Health Centre Munderi	85.00%
Family Health Centre Cheruthazham	84.00%
Family Health Centre Kankol Alappadamba	82.00%
Family Health Centre Valapattanam	77.00%
Family Health Centre Morazha Fisheries	75.00%
Family Health Centre Kottiyoor	65.00%
Family Health Centre Kadirur	47.00%
Family Health Centre Pattuvam	45.00%
Family Health Centre Narath	26.00%

Hospital	Pharmacy Usage %
Family Health Centre Anjarakkandy	0.00%
Family Health Centre Cherukunnu Thara	0.00%
Family Health Centre Chirakkal	0.00%
Family Health Centre Muzhappilangad	0.00%
Family Health Centre Pattiam	0.00%
Family Health Centre Pulingome	0.00%
Urban Primary Health Centre Panoor	0.00%
Family Health Centre Mattool	3.00%
Family Health Centre Eramam Kuttur	4.00%
Family Health Centre Kalliassery	6.00%
Urban Primary Health Centre Maithanappally	6.00%

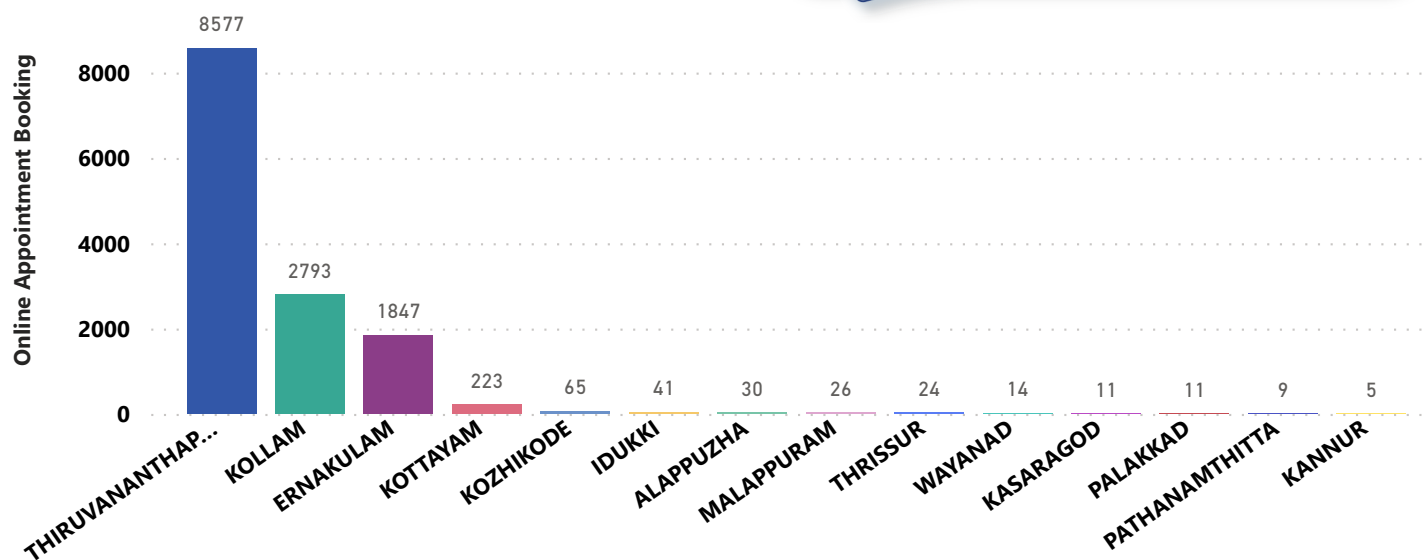
4. Status of Modules started in Hospitals

District wise status of live institutions and the count of various modules [Reception, OP Consultation, Lab, Pharmacy] started.

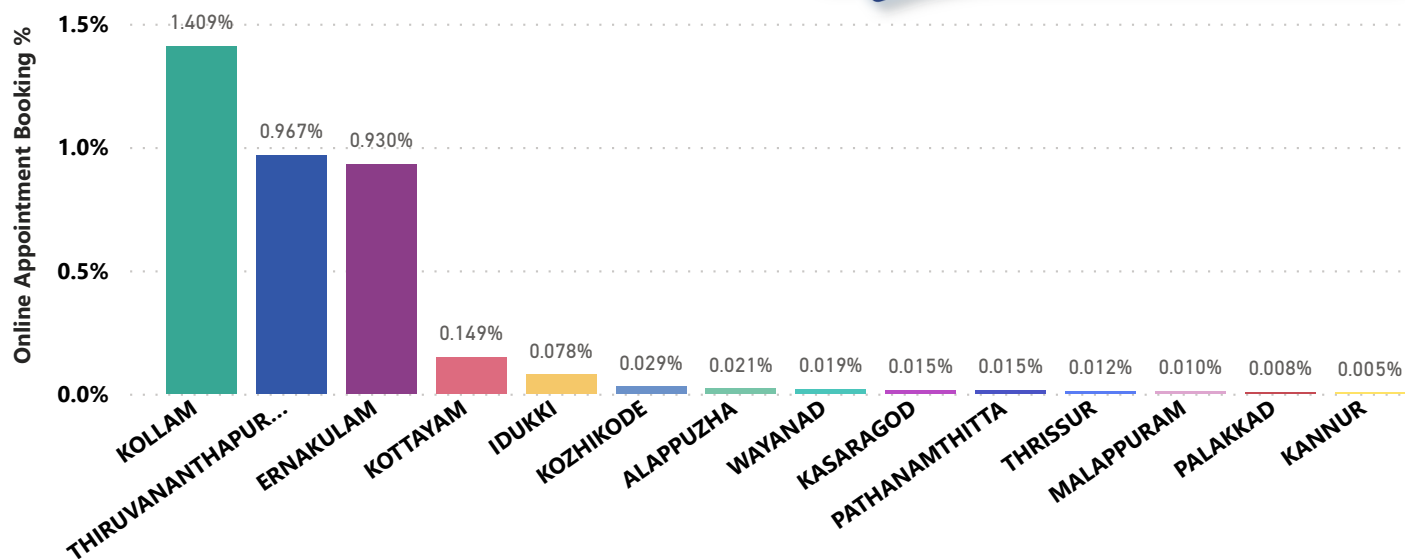
District Name	Live Institutions	Reception	Consultation	Lab	Pharmacy
THIRUVANANTHAPURAM	103	98 (95.1%)	91 (88.3%)	81 (78.6%)	80 (77.7%)
THRISSUR	55	52 (94.5%)	49 (89.1%)	43 (78.2%)	48 (87.3%)
MALAPPURAM	47	36 (76.6%)	25 (53.2%)	18 (38.3%)	16 (34.%)
KOZHIKODE	38	31 (81.6%)	26 (68.4%)	21 (55.3%)	21 (55.3%)
PALAKKAD	38	37 (97.4%)	36 (94.7%)	30 (78.9%)	20 (52.6%)
ERNAKULAM	34	27 (79.4%)	22 (64.7%)	10 (29.4%)	15 (44.1%)
KANNUR	27	26 (96.3%)	25 (92.6%)	20 (74.1%)	16 (59.3%)
KOTTAYAM	23	21 (91.3%)	20 (87.%)	13 (56.5%)	19 (82.6%)
KOLLAM	22	22 (100.%)	22 (100.%)	22 (100.%)	22 (100.%)
ALAPPUZHA	19	18 (94.7%)	18 (94.7%)	15 (78.9%)	17 (89.5%)
IDUKKI	19	18 (94.7%)	16 (84.2%)	11 (57.9%)	16 (84.2%)
KASARAGOD	19	18 (94.7%)	17 (89.5%)	10 (52.6%)	16 (84.2%)
PATHANAMTHITTA	18	17 (94.4%)	15 (83.3%)	12 (66.7%)	11 (61.1%)
WAYANAD	16	15 (93.8%)	15 (93.8%)	15 (93.8%)	14 (87.5%)
Total	478	436 (91.2%)	397 (83.1%)	321 (67.2%)	331 (69.2%)

5. Percentage of Online Appointment Booking in Hospitals

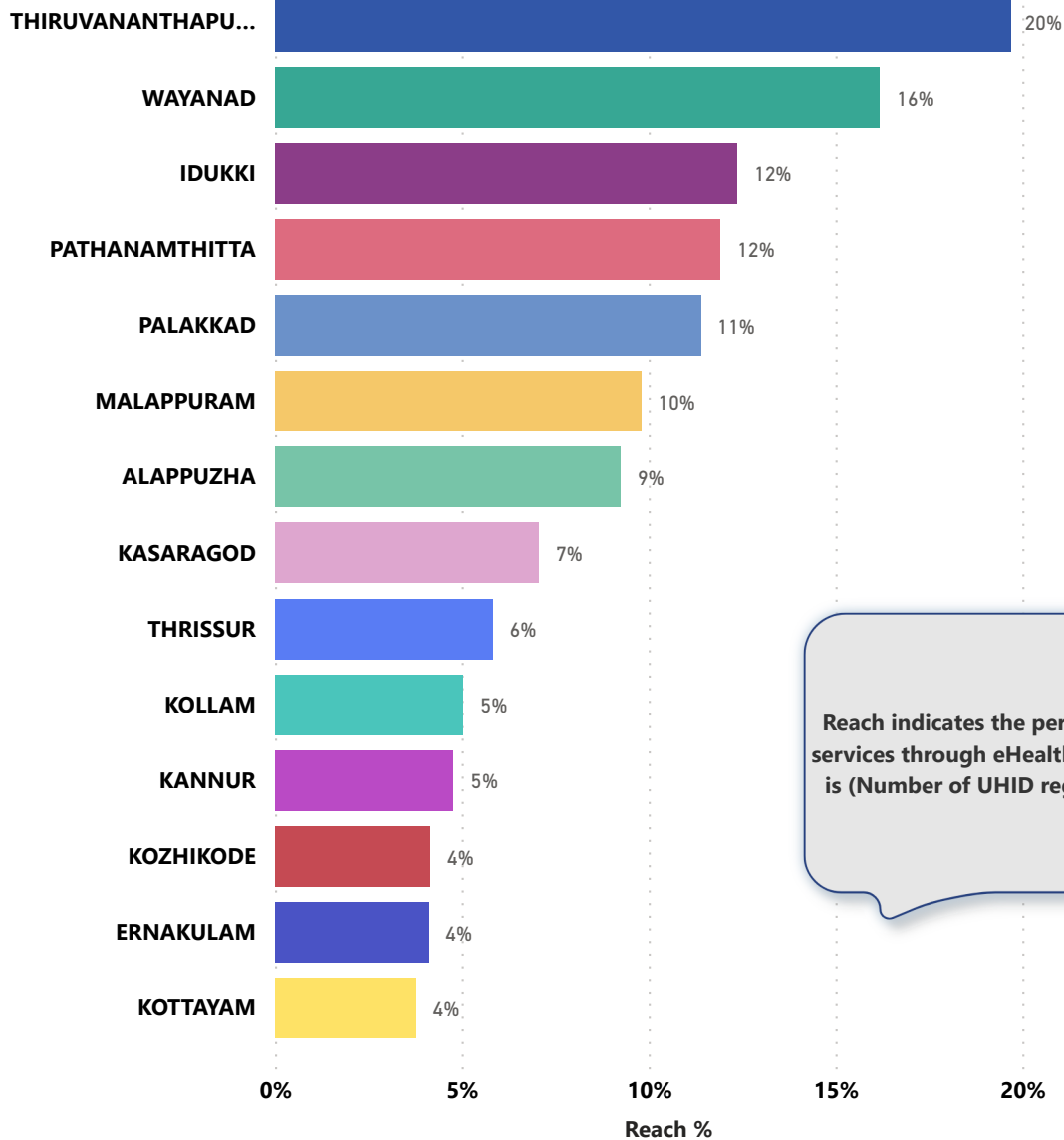
District-wise count of Online appointments taken during the month of November '22. KNR district is at 14th position in Online appointments.



District-wise percentage of online appointment booking up on OP visits for the month of November '22. Calculation is performed as (Online Visits / OP Visits) * 100 %.



6. eHealth Performance - Reach



Reach indicates the percentage of population availing services through eHealth. The formula used to calculate is $(\text{Number of UHID registered} / \text{Population}) * 100 \%$.

7. Public Health Survey Status

