

1. eHealth Kerala - Vital Statistics

Live Institutions	19
Medical College Hospitals	0
PHCs/FHCs	17
CHCs	0
DHs/GHs	0
PH Labs	0
Other(Inc UPHCs,Taluk Hospitals)	2



2. Highlights



- Reception module started in all PHCs/FHCs/UPHCs of the district.
- The Kasaragod moved from position 7 to position 6 in overall performance ranking of districts based on PHCs/FHCs/UPHCs.
- The district remains at 8th position in reach rank which indicates UHID registration proportionate to the population.



- The district moved from position 10 to position 11 in online appointment booking.
- The district is at position 7 in house survey completion(2.27%) and at position 4 in member survey completion(0.16%).
- District remains at :
 - position 14 in UHID Visits (10%) .
 - position 12 in Pharmacy Usage(30%).
- The district moves from position 14 to position 13 in Doctor Consultation(nearly 54%).

3. eHealth - District Ranking Matrix Based on Performance of PHCs/FHCs/UPHCs

The ranking matrix showcase the district performance in providing eHealth services through PHCs/FHCs/UPHCs based on six different parameters. These parameters include whether the reception module is started or not, UHID Visits, Doctor Consultation, Pharmacy Usage, Lab Usage and number of Live Institutions. Based on the ranking, the districts are classified into three broad categories, the best performing districts, the average performing districts and the low performing districts.

The best performing districts should strive to continue to remain in the same position, whereas the average performing as well as the low performing districts should strive to reach to the 'top four' league.

The ranking matrix for the month of November '22 is given below:

District	Rank
IDUKKI	1
KOLLAM	1
THIRUVANANTHAPURAM	1
WAYANAD	1
PATHANAMTHITTA	2
THRISSUR	2
ALAPPUZHA	3
KOTTAYAM	4
KOZHIKODE	4
PALAKKAD	4
KANNUR	5
KASARAGOD	6
ERNAKULAM	7
MALAPPURAM	7

 Best performing
 Average performing
 Low performing

3. eHealth - Institution Level Ranking of PHCs/FHCs/UPHCs

Hospital	Rank
Family Health Centre Mulleriya	1
Urban Primary Health Centre Nileshwaram	2
Urban Primary Health Centre Pullikunnu	3
Family Health Centre Belloor	4
Family Health Centre Udumbanthala	4
Family Health Centre Ennappara	5
Family Health Centre Kayyur	6
Family Health Centre Ajanur	7
Family Health Centre Anandashram	7
Family Health Centre Chattanchal	7
Family Health Centre Kumbadaje	7
Family Health Centre Narkilakkad	7
Family Health Centre Perla	8
Family Health Centre Valiyaparamaba	8
Family Health Centre Karindalam	9
Family Health Centre Mogralputhur	9
Family Health Centre Pallikere	9
Family Health Centre Panathur	9
Family Health Centre Udma	9

3.1 eHealth Performance - Reception Module

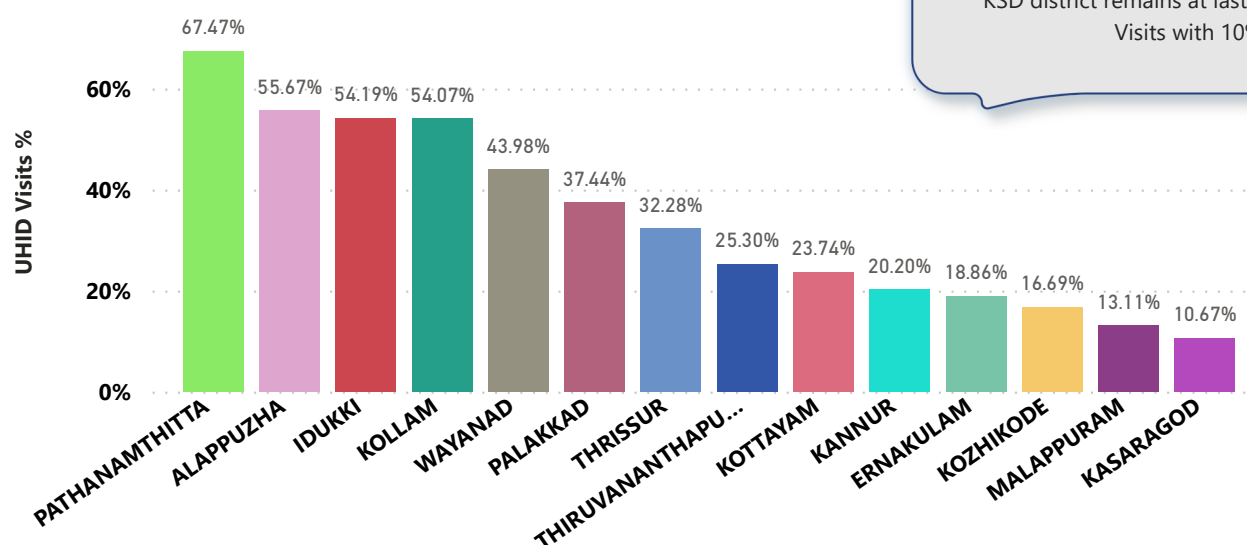
Reception Module is considered to be functional in a PHC/FHC/UPHC only if the number of total visits for the month is of minimum 500.

Reception module started in all PHCs/FHCs/UPHCs

District	PHC/FHC/UPHC Count	PHC/FHC/UPHC with Reception	% of PHC/FHC/UPHC with Reception
THIRUVANANTHAPURAM	66	62	94.00%
THRISSUR	52	48	92.00%
PALAKKAD	37	36	97.00%
MALAPPURAM	46	34	74.00%
KANNUR	27	26	96.00%
ERNAKULAM	31	24	77.00%
KOZHIKODE	29	24	83.00%
KOLLAM	20	20	100.00%
KOTTAYAM	21	20	95.00%
KASARAGOD	19	19	100.00%
ALAPPUZHA	17	17	100.00%
IDUKKI	17	16	94.00%
PATHANAMTHITTA	17	16	94.00%
WAYANAD	15	15	100.00%

3.2 e-Health Performance - UHID Visits

UHID Visit % is calculated as (UHID Visits / Total Visit) *100



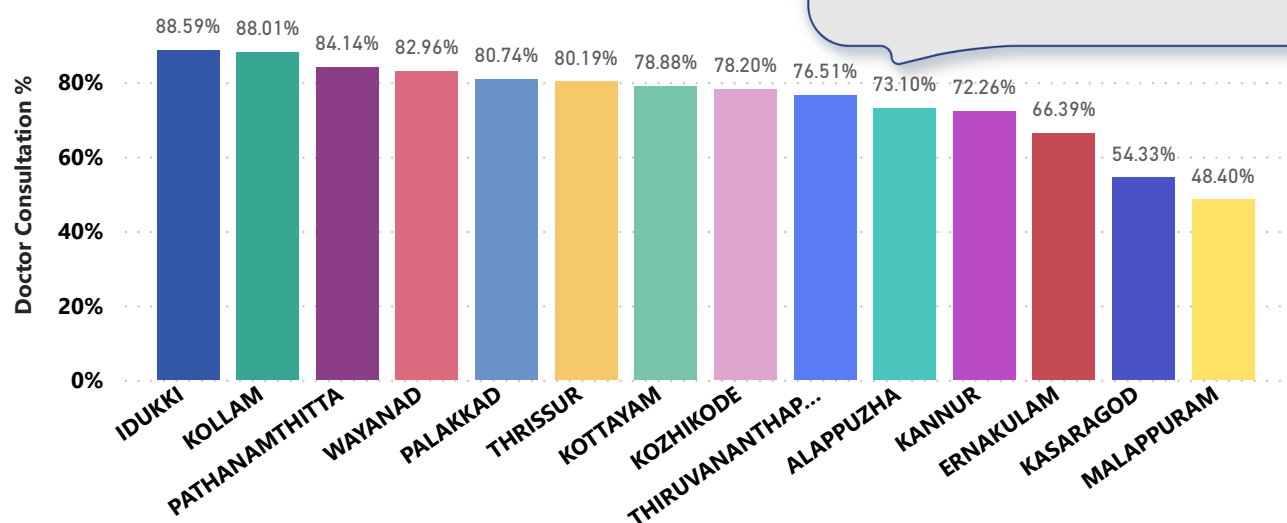
KSD district remains at last position UHID Visits with 10%.

PHCs/FHCs/UPHCs based on UHID Visits

Institutions with atleast 100 UHID visits are listed here.

Hospital	UHID Visit %
Family Health Centre Ennappara	47.00%
Family Health Centre Narkilakkad	35.00%
Family Health Centre Ajanur	22.00%
Urban Primary Health Centre Nileshwaram	20.00%
Family Health Centre Mulleriya	19.00%
Family Health Centre Valiyaparamaba	16.00%
Family Health Centre Udumbanthala	14.00%
Family Health Centre Karindalam	8.00%
Family Health Centre Kayyur	8.00%
Family Health Centre Udma	7.00%
Family Health Centre Panathur	5.00%
Family Health Centre Chattanchal	3.00%
Family Health Centre Mogralputhur	3.00%

3.3 e-Health Performance - Doctor Consultation



KSD district moves position from 14 to 13 in OP consultation with the value of nearly 54%

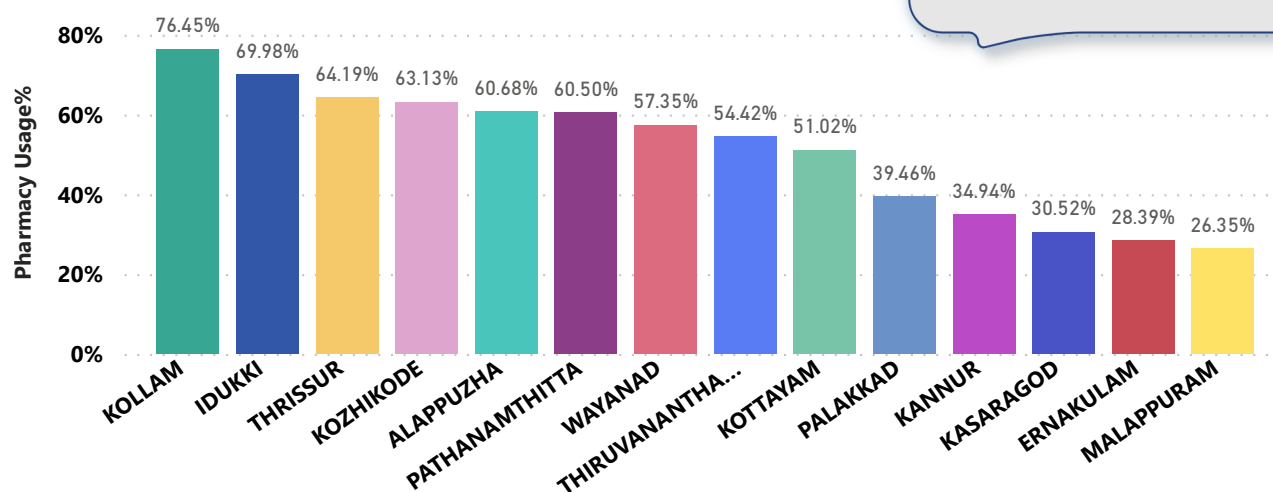
Doctor Consultation Percentage in PHCs/FHCs/UPHCs

Hospital	Doctor Consultation %
Family Health Centre Mulleriya	92.80%
Urban Primary Health Centre Nileschwaram	87.90%
Family Health Centre Udumbanthala	82.07%
Family Health Centre Ajanur	72.18%
Family Health Centre Valiyaparamaba	67.78%
Family Health Centre Chattanchal	65.00%
Family Health Centre Kayyur	56.10%
Family Health Centre Ennappara	52.14%
Family Health Centre Narkilakkad	48.74%
Family Health Centre Mogralputhur	37.86%
Family Health Centre Panathur	37.06%
Family Health Centre Udma	33.34%
Family Health Centre Karindalam	11.68%

3.4 e-Health Performance - Pharmacy Usage in PHCs/FHCs/UPHCs

Pharmacy usage is calculated as (Pharmacy Prescription Count / Total Visits) *100

The KSD district remains at position 12 in Pharmacy Usage with 30%.



Pharmacy Usage in PHCs/FHCs/UPHCs

Hospital	Pharmacy Usage %
Family Health Centre Mulleriya	80.00%
Urban Primary Health Centre Nileshwaram	71.00%
Family Health Centre Udumbanthala	70.00%
Family Health Centre Kayyur	51.00%
Family Health Centre Chattanchal	45.00%
Family Health Centre Ennappara	41.00%
Family Health Centre Ajanur	28.00%
Family Health Centre Narkilakkad	28.00%
Family Health Centre Mogralputhur	17.00%
Family Health Centre Panathur	10.00%
Family Health Centre Valiyaparamaba	7.00%
Family Health Centre Karindalam	3.00%
Family Health Centre Udma	2.00%

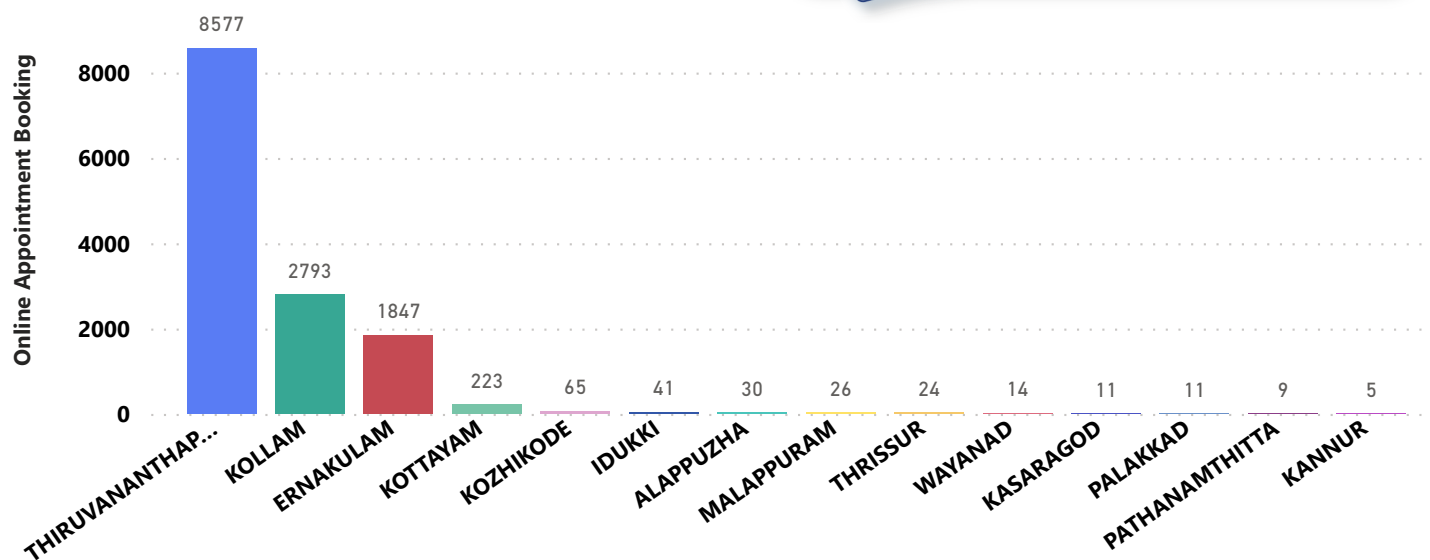
4. Status of Modules started in Hospitals

District wise status of live institutions and the count of various modules [Reception, OP Consultation, Lab, Pharmacy] started.

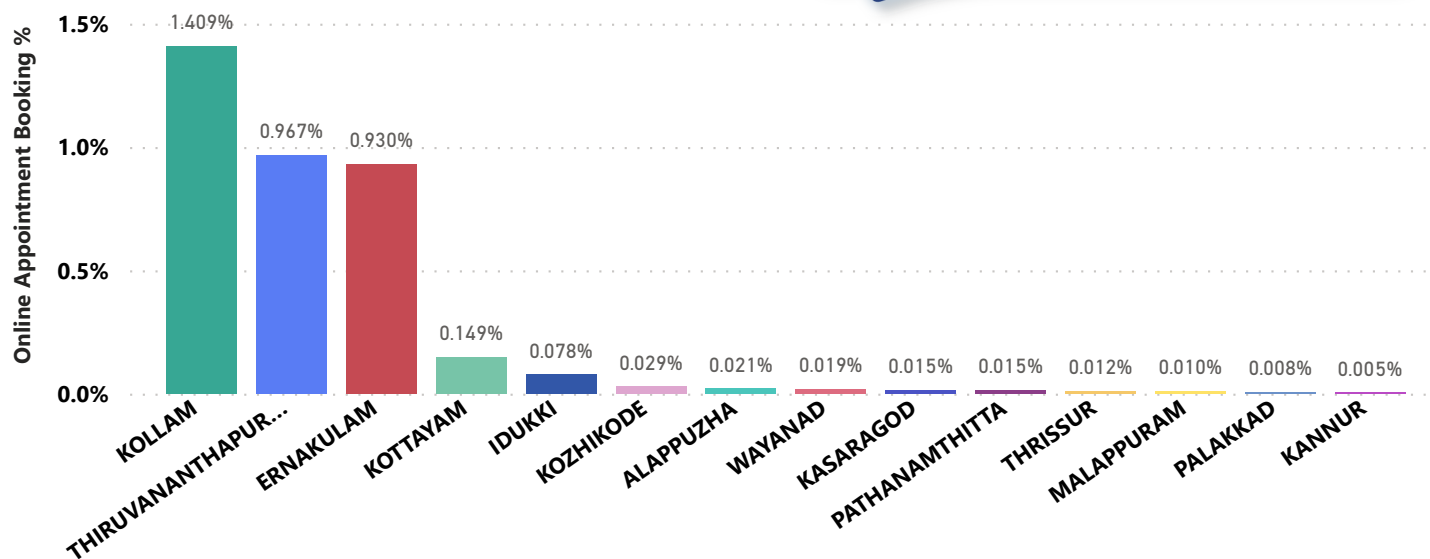
District Name	Live Institutions	Reception	Consultation	Lab	Pharmacy
THIRUVANANTHAPURAM	103	98 (95.1%)	91 (88.3%)	81 (78.6%)	80 (77.7%)
THRISSUR	55	52 (94.5%)	49 (89.1%)	43 (78.2%)	48 (87.3%)
MALAPPURAM	47	36 (76.6%)	25 (53.2%)	18 (38.3%)	16 (34.%)
KOZHIKODE	38	31 (81.6%)	26 (68.4%)	21 (55.3%)	21 (55.3%)
PALAKKAD	38	37 (97.4%)	36 (94.7%)	30 (78.9%)	20 (52.6%)
ERNAKULAM	34	27 (79.4%)	22 (64.7%)	10 (29.4%)	15 (44.1%)
KANNUR	27	26 (96.3%)	25 (92.6%)	20 (74.1%)	16 (59.3%)
KOTTAYAM	23	21 (91.3%)	20 (87.%)	13 (56.5%)	19 (82.6%)
KOLLAM	22	22 (100.%)	22 (100.%)	22 (100.%)	22 (100.%)
ALAPPUZHA	19	18 (94.7%)	18 (94.7%)	15 (78.9%)	17 (89.5%)
IDUKKI	19	18 (94.7%)	16 (84.2%)	11 (57.9%)	16 (84.2%)
KASARAGOD	19	18 (94.7%)	17 (89.5%)	10 (52.6%)	16 (84.2%)
PATHANAMTHITTA	18	17 (94.4%)	15 (83.3%)	12 (66.7%)	11 (61.1%)
WAYANAD	16	15 (93.8%)	15 (93.8%)	15 (93.8%)	14 (87.5%)
Total	478	436 (91.2%)	397 (83.1%)	321 (67.2%)	331 (69.2%)

5. Percentage of Online Appointment Booking in Hospitals

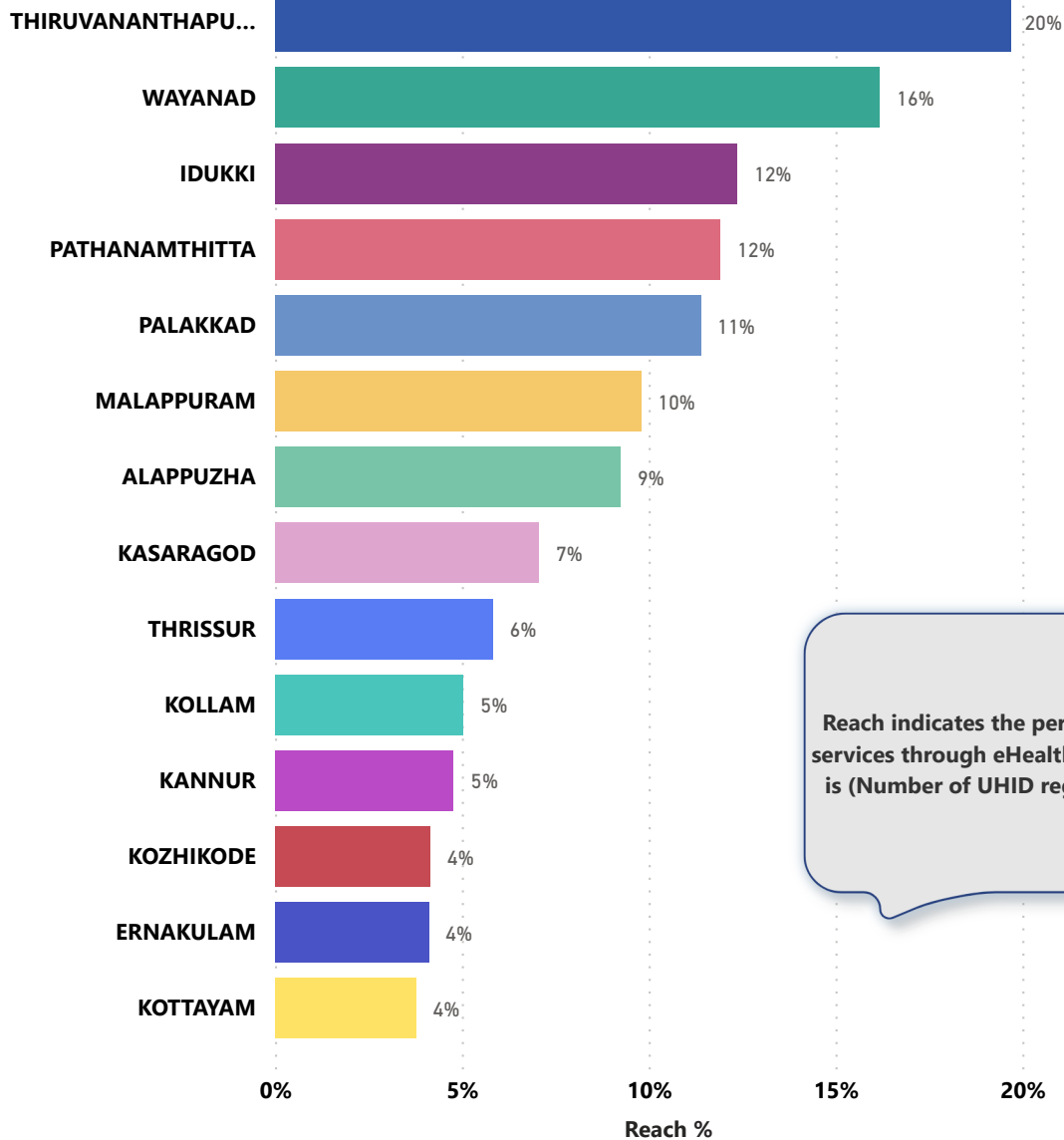
District-wise count of Online appointments taken during the month of November '22. KSD district moves from 10th position to 11th position in Online appointments.



District-wise percentage of online appointment booking up on OP visits for the month of November '22. Calculation is performed as (Online Visits / OP Visits) * 100 %.



6. eHealth Performance - Reach



Reach indicates the percentage of population availing services through eHealth. The formula used to calculate is $(\text{Number of UHID registered} / \text{Population}) * 100 \%$.

7. Public Health Survey Status

