

1. eHealth Kerala - Vital Statistics

Live Institutions	23
Medical College Hospitals	1
PHCs/FHCs	20
CHCs	0
DHs/GHs	0
PH Labs	0
Other(Inc UPHCs,Taluk Hospitals)	2



2. Highlights



- eHealth rolled out in 1 new institution during the month of November '22 in Kottayam district
- The Kottayam district is at position 4(up by 1) in overall performance ranking of districts based on PHCs/FHCs/UPHCs.
- Reception module is functional in 20 of the 21 PHCs/FHCs/UPHCs of the Kottayam district.
- District remains at :
 - position 9 in UHID Visits with 24%.
 - position 4 in online appointment booking



- The Kottayam district is at position 9 (down by 1) in Pharmacy Usage with 51%.
- The district is in 14th position in reach rank which indicates UHID registration proportionate to the population.
- The district is at position 12 in house survey completion (0.28%) and at position 13 in member survey completion (0.01%).
- District at position 7 (down by 2) in OP consultation with 78.88%.

3. eHealth - District Ranking Matrix Based on Performance of PHCs/FHCs/UPHCs

The ranking matrix showcase the district performance in providing eHealth services through PHCs/FHCs/UPHCs based on six different parameters. These parameters include whether the reception module is started or not, UHID Visits, Doctor Consultation, Pharmacy Usage, Lab Usage and number of Live Institutions. Based on the ranking, the districts are classified into three broad categories, the best performing districts, the average performing districts and the low performing districts.

The best performing districts should strive to continue to remain in the same position, whereas the average performing as well as the low performing districts should strive to reach to the 'top four' league.

The ranking matrix for the month of November '22 is given below:

District	Rank
IDUKKI	1
KOLLAM	1
THIRUVANANTHAPURAM	1
WAYANAD	1
PATHANAMTHITTA	2
THRISSUR	2
ALAPPUZHA	3
KOTTAYAM	4
KOZHIKODE	4
PALAKKAD	4
KANNUR	5
KASARAGOD	6
ERNAKULAM	7
MALAPPURAM	7

 Best performing
 Average performing
 Low performing

3. eHealth - Institution Level Ranking of PHCs/FHCs/UPHCs

Hospital	Rank
Family Health Centre Brahmamangalam	1
Family Health Centre Panachikkadu	1
Family Health Centre Kuruppanthara	2
Family Health Centre Udayanapuram	2
Family Health Centre Paippad	3
Family Health Centre Veliyannoor	3
Urban Primary Health Centre Perunna	3
Family Health Centre Madappally	4
Family Health Centre Manarcad	4
Family Health Centre Moonnilavu	4
Family Health Centre Vazhoor	4
Family Health Centre Kallara	5
Family Health Centre Marangattupally	6
Family Health Centre Maravanthuruthu	6
Family Health Centre Mutholy	6
Family Health Centre Parampuzha	6
Family Health Centre Erattupetta	7
Family Health Centre Meenachil	7
Family Health Centre Nattakom	8

3.1 eHealth Performance - Reception Module

Reception Module is considered to be functional in a PHC/FHC/UPHC only if the number of total visits for the month is of minimum 500.

Reception module started in 20 out of 21 PHCs/FHCs/UPHCs

District	PHC/FHC/UPHC Count	PHC/FHC/UPHC with Reception	% of PHC/FHC/UPHC with Reception
THIRUVANANTHAPURAM	66	62	94.00%
THRISSUR	52	48	92.00%
PALAKKAD	37	36	97.00%
MALAPPURAM	46	34	74.00%
KANNUR	27	26	96.00%
ERNAKULAM	31	24	77.00%
KOZHIKODE	29	24	83.00%
KOLLAM	20	20	100.00%
KOTTAYAM	21	20	95.00%
KASARAGOD	19	19	100.00%
ALAPPUZHA	17	17	100.00%
IDUKKI	17	16	94.00%
PATHANAMTHITTA	17	16	94.00%
WAYANAD	15	15	100.00%

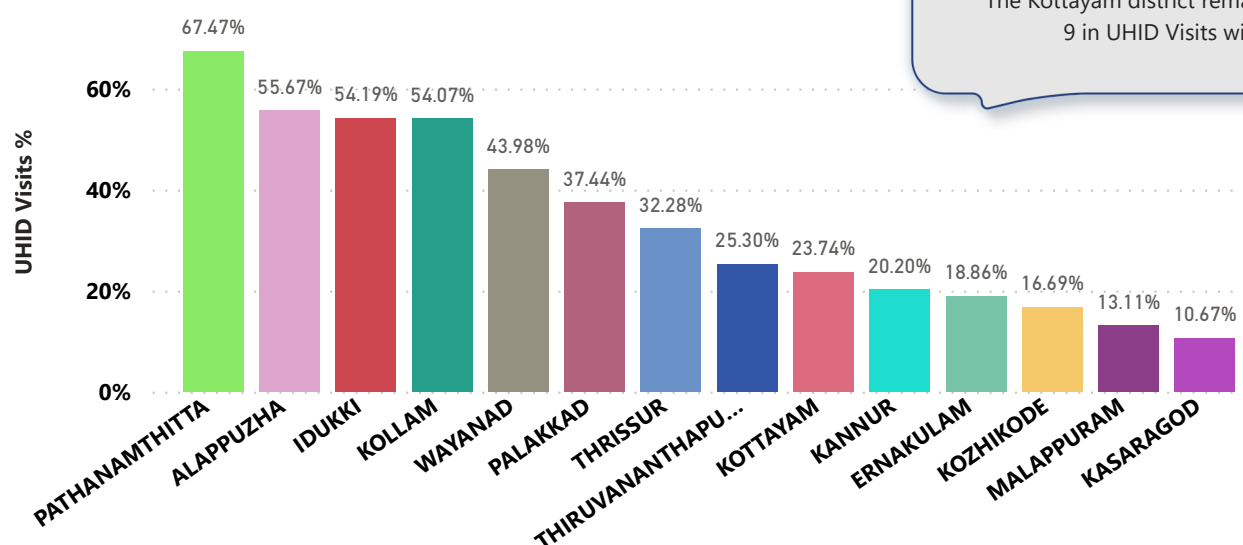
Institutions where the reception module is either not started or not using

Hospital Name

Family Health Centre Meenadom

3.2 e-Health Performance - UHID Visits

UHID Visit % is calculated as (UHID Visits / Total Visit) *100



The Kottayam district remains at position 9 in UHID Visits with 24%.

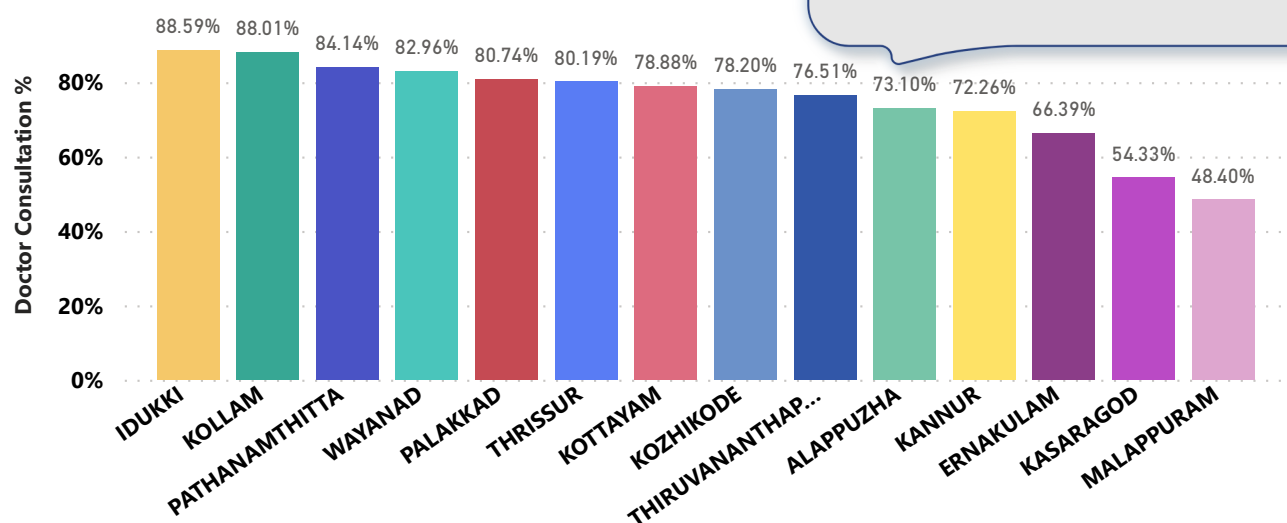
PHCs/FHCs/UPHCs based on UHID Visits

Institutions with atleast 100 UHID visits are listed here.

Hospital	UHID Visit %
Family Health Centre Kuruppanthara	60.00%
Family Health Centre Udayanapuram	59.00%
Family Health Centre Brahmamangalam	57.00%
Family Health Centre Paippad	40.00%
Family Health Centre Vazhoor	37.00%
Family Health Centre Veliyannoor	37.00%
Family Health Centre Kallara	32.00%
Family Health Centre Mutholy	23.00%
Family Health Centre Panachikkadu	23.00%
Family Health Centre Maravanthuruthu	22.00%
Family Health Centre Madappally	21.00%

Hospital	UHID Visit %
Family Health Centre Manarcad	4.00%
Family Health Centre Nattakom	5.00%
Family Health Centre Marangattupally	8.00%
Family Health Centre Parampuzha	9.00%
Family Health Centre Velloor	12.00%
Urban Primary Health Centre Perunna	12.00%
Family Health Centre Erattupetta	15.00%
Family Health Centre Madappally	21.00%
Family Health Centre Maravanthuruthu	22.00%
Family Health Centre Mutholy	23.00%
Family Health Centre Panachikkadu	23.00%

3.3 e-Health Performance - Doctor Consultation



Doctor Consultation Percentage in PHCs/FHCs/UPHCs

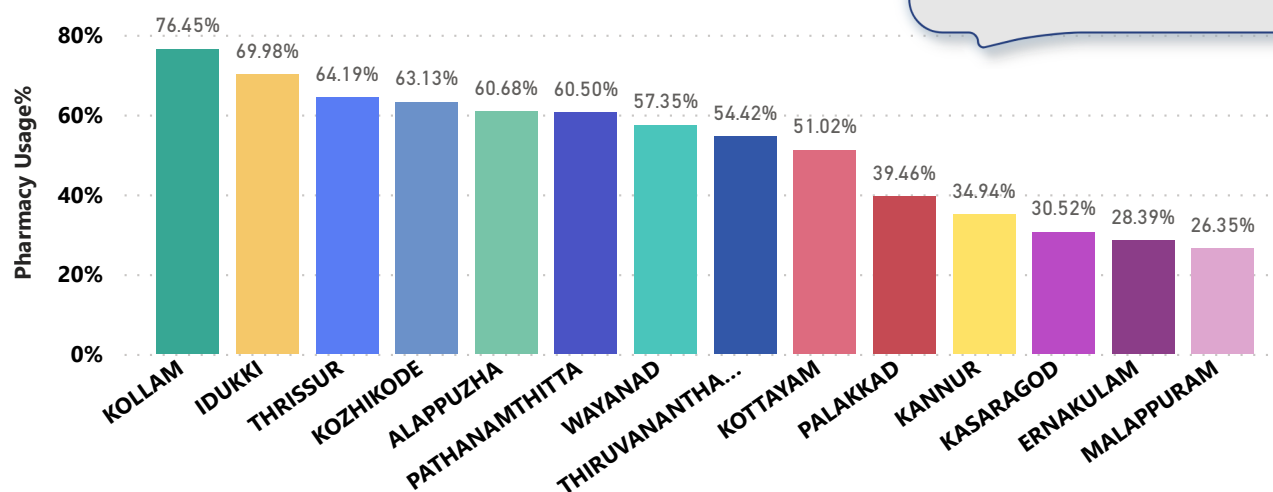
Hospital	Doctor Consultation %
Family Health Centre Brahmamangalam	99.54%
Family Health Centre Udayanapuram	98.53%
Family Health Centre Madappally	98.33%
Family Health Centre Kuruppanthara	98.08%
Family Health Centre Panachikkadu	98.00%
Family Health Centre Marangattupally	96.34%
Family Health Centre Veliyannoor	94.77%
Urban Primary Health Centre Perunna	94.01%
Family Health Centre Manarcad	88.81%
Family Health Centre Parampuzha	88.47%
Family Health Centre Paippad	88.07%
Family Health Centre Erattupetta	82.13%
Family Health Centre Mutholy	73.64%

Hospital	Doctor Consultation %
Family Health Centre Velloor	0.00%
Family Health Centre Kallara	50.85%
Family Health Centre Maravanthuruthu	56.77%
Family Health Centre Nattakom	57.41%
Family Health Centre Vazhoor	64.00%
Family Health Centre Mutholy	73.64%
Family Health Centre Erattupetta	82.13%
Family Health Centre Paippad	88.07%
Family Health Centre Parampuzha	88.47%
Family Health Centre Manarcad	88.81%
Urban Primary Health Centre Perunna	94.01%
Family Health Centre Veliyannoor	94.77%
Family Health Centre Marangattupally	96.34%

3.4 e-Health Performance - Pharmacy Usage in PHCs/FHCs/UPHCs

Pharmacy usage is calculated as (Pharmacy Prescription Count / Total Visits) *100

The Kottayam district at 9th position in Pharmacy Usage with 51%.



Pharmacy Usage in PHCs/FHCs/UPHCs

Hospital	Pharmacy Usage %
Family Health Centre Udayanapuram	95.00%
Family Health Centre Brahmamangalam	92.00%
Family Health Centre Manarcad	91.00%
Family Health Centre Panachikkadu	87.00%
Family Health Centre Kuruppanthara	85.00%
Urban Primary Health Centre Perunna	81.00%
Family Health Centre Velianoor	78.00%
Family Health Centre Paippad	73.00%
Family Health Centre Mutholy	59.00%
Family Health Centre Vazhoor	58.00%
Family Health Centre Parampuzha	55.00%
Family Health Centre Madappally	53.00%

Hospital	Pharmacy Usage %
Family Health Centre Marangattupally	0.00%
Family Health Centre Velloor	0.00%
Family Health Centre Erattupetta	14.00%
Family Health Centre Nattakom	29.00%
Family Health Centre Kallara	46.00%
Family Health Centre Maravanthuruthu	52.00%
Family Health Centre Madappally	53.00%
Family Health Centre Parampuzha	55.00%
Family Health Centre Vazhoor	58.00%
Family Health Centre Mutholy	59.00%
Family Health Centre Paippad	73.00%
Family Health Centre Velianoor	78.00%
Urban Primary Health Centre	81.00%

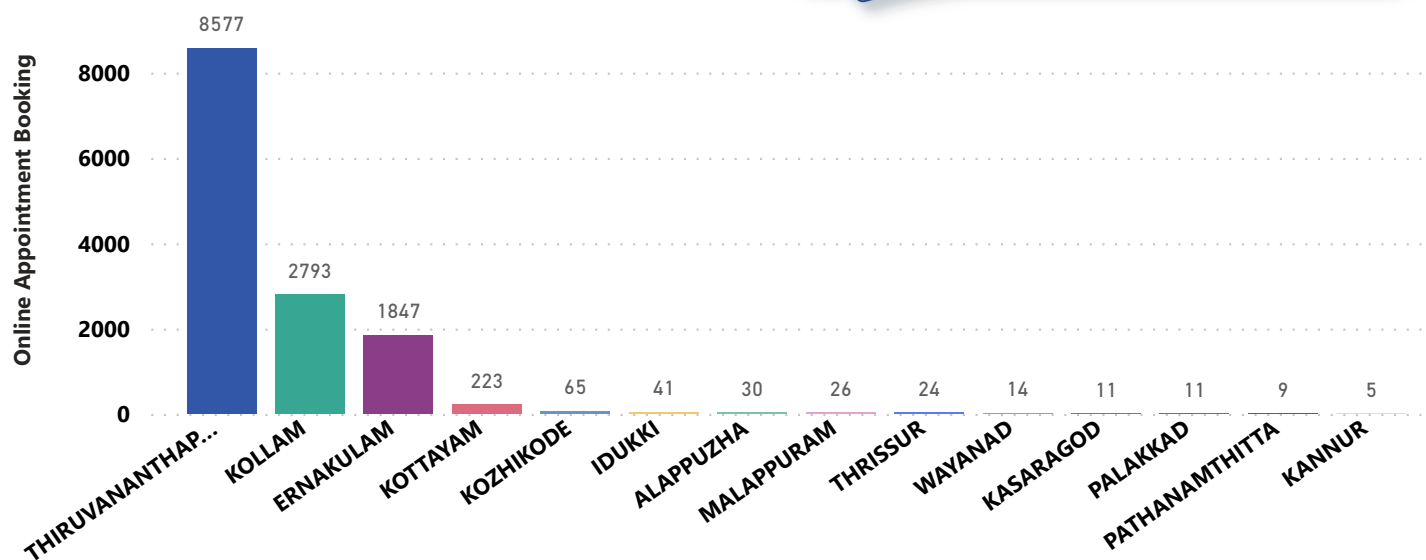
4. Status of Modules started in Hospitals

District wise status of live institutions and the count of various modules [Reception, OP Consultation, Lab, Pharmacy] started.

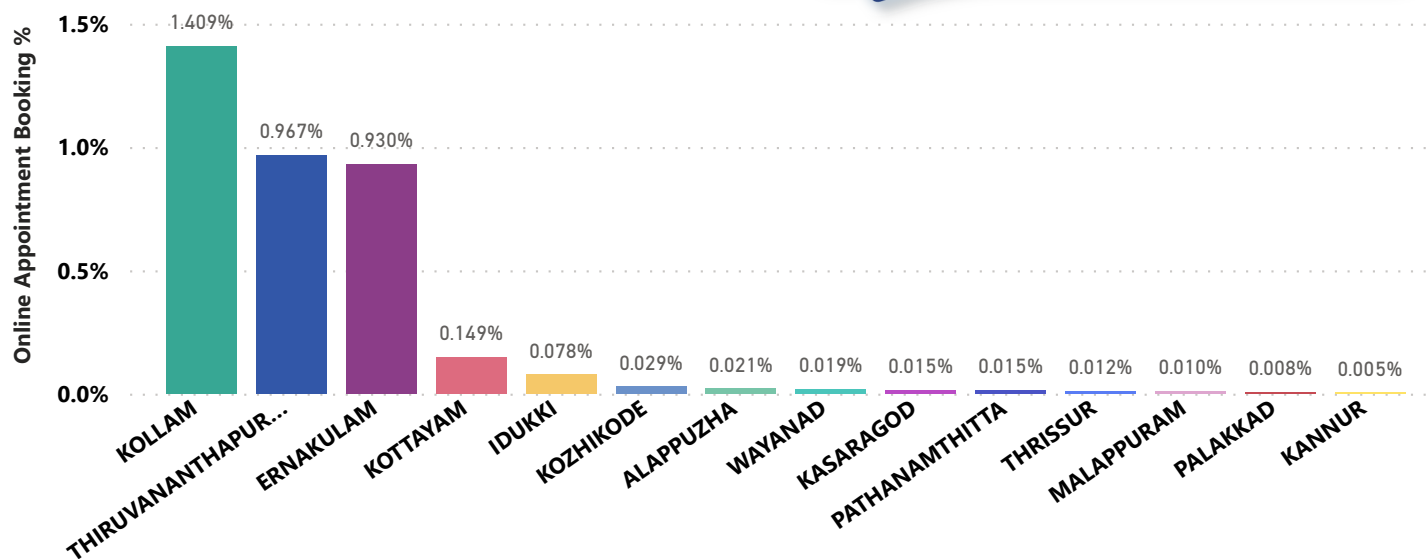
District Name	Live Institutions	Reception	Consultation	Lab	Pharmacy
THIRUVANANTHAPURAM	103	98 (95.1%)	91 (88.3%)	81 (78.6%)	80 (77.7%)
THRISSUR	55	52 (94.5%)	49 (89.1%)	43 (78.2%)	48 (87.3%)
MALAPPURAM	47	36 (76.6%)	25 (53.2%)	18 (38.3%)	16 (34.%)
KOZHIKODE	38	31 (81.6%)	26 (68.4%)	21 (55.3%)	21 (55.3%)
PALAKKAD	38	37 (97.4%)	36 (94.7%)	30 (78.9%)	20 (52.6%)
ERNAKULAM	34	27 (79.4%)	22 (64.7%)	10 (29.4%)	15 (44.1%)
KANNUR	27	26 (96.3%)	25 (92.6%)	20 (74.1%)	16 (59.3%)
KOTTAYAM	23	21 (91.3%)	20 (87.%)	13 (56.5%)	19 (82.6%)
KOLLAM	22	22 (100.%)	22 (100.%)	22 (100.%)	22 (100.%)
ALAPPUZHA	19	18 (94.7%)	18 (94.7%)	15 (78.9%)	17 (89.5%)
IDUKKI	19	18 (94.7%)	16 (84.2%)	11 (57.9%)	16 (84.2%)
KASARAGOD	19	18 (94.7%)	17 (89.5%)	10 (52.6%)	16 (84.2%)
PATHANAMTHITTA	18	17 (94.4%)	15 (83.3%)	12 (66.7%)	11 (61.1%)
WAYANAD	16	15 (93.8%)	15 (93.8%)	15 (93.8%)	14 (87.5%)
Total	478	436 (91.2%)	397 (83.1%)	321 (67.2%)	331 (69.2%)

5. Percentage of Online Appointment Booking in Hospitals

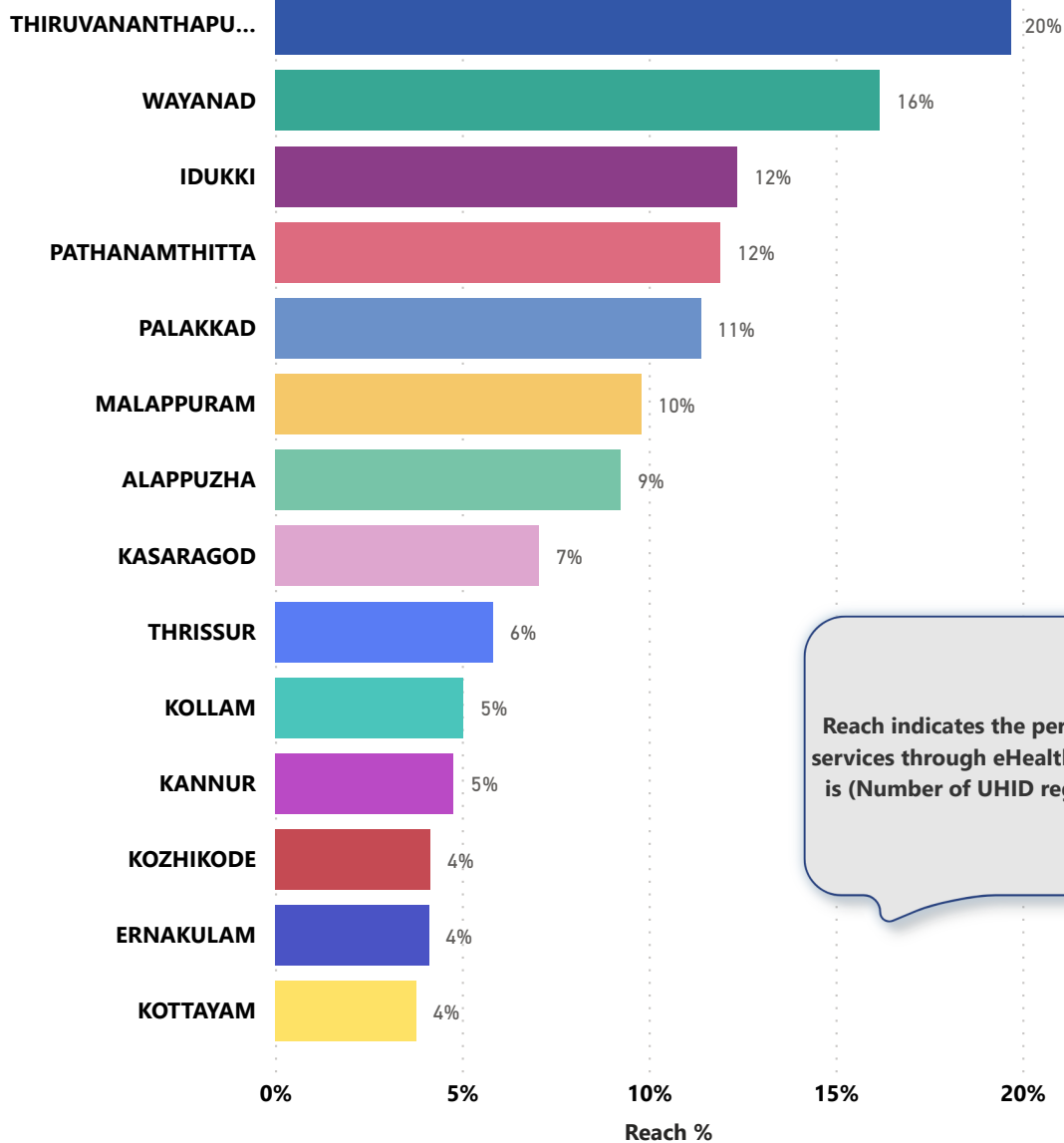
District-wise count of online appointments taken during the month of November'22. Kottayam district remains at position 4 in the number of online appointments.



District-wise percentage of online appointment booking up on OP visits for the month of November'22. Calculation is performed as (Online Visits / OP Visits) * 100 %.



6. eHealth Performance - Reach



Reach indicates the percentage of population availing services through eHealth. The formula used to calculate is $(\text{Number of UHID registered} / \text{Population}) * 100 \%$.

7. Public Health Survey Status

