

### 1. eHealth Kerala - Vital Statistics

<b>Live Institutions</b>	47
<b>Medical College Hospitals</b>	1
<b>PHCs/FHCs</b>	41
<b>CHCs</b>	0
<b>DHs/GHs</b>	0
<b>PH Labs</b>	0
<b>Other(Inc UPHCs,Taluk Hospitals)</b>	5



### 2. Highlights



- Malappuram district is at 8th position in Online Appointments.
- The district remains at 6th position in reach which indicates UHID registration proportionate to the population.



- Reception Module is functional in 34 out of 46 PHC/FHC/UPHC institutions.
- Malappuram district remains at last position in overall performance ranking of districts based on PHCs/FHCs/UPHCs.
- District remains at position 13 in UHID Visits (13.11%).
- The district stands at 14th position in the case of OP consultation with the value of 48.40%
- District is at last position in terms of Pharmacy usage with 26.35%.



## 3. eHealth - District Ranking Matrix Based on Performance of PHCs/FHCs/UPHCs

The ranking matrix showcase the district performance in providing eHealth services through PHCs/FHCs/UPHCs based on six different parameters. These parameters include whether the reception module is started or not, UHID Visits, Doctor Consultation, Pharmacy Usage, Lab Usage and number of Live Institutions. Based on the ranking, the districts are classified into three broad categories, the best performing districts, the average performing districts and the low performing districts.

The best performing districts should strive to continue to remain in the same position, whereas the average performing as well as the low performing districts should strive to reach to the 'top four' league.

The ranking matrix for the month of November '22 is given below:

District	Rank
IDUKKI	1
KOLLAM	1
THIRUVANANTHAPURAM	1
WAYANAD	1
PATHANAMTHITTA	2
THRISSUR	2
ALAPPUZHA	3
KOTTAYAM	4
KOZHIKODE	4
PALAKKAD	4
KANNUR	5
KASARAGOD	6
ERNAKULAM	7
MALAPPURAM	7

 Best performing  
 Average performing  
 Low performing

## 3. eHealth - Institution Level Ranking of PHCs/FHCs/UPHCs

Hospital	Rank
Family Health Centre Chokkad	1
Family Health Centre Pulikkal	2
Family Health Centre Morayur	3
Family Health Centre Parappanangadi	3
Family Health Centre Vazhikkadavu	4
Family Health Centre A R Nagar	5
Family Health Centre Ponmala	5
Family Health Centre Ozhoor	6
Family Health Centre Thazhekod	6
Urban Primary Health Centre Biyam	7
Urban Primary Health Centre Eravimangalam	8
Family Health Centre Chaliyar	9
Family Health Centre Nannambra	9
Urban Primary Health Centre Mummuly ,Nilambur	9
Family Health Centre Karulai	10
Family Health Centre Moonniyoor	10
Family Health Centre Edayur	11
Family Health Centre Kuzhimanna	11
Family Health Centre Porur	11
Family Health Centre Thanalur	11
Family Health Centre Athanikkal	12
Family Health Centre Kottakkal	12
Family Health Centre Marakkara	12
Family Health Centre Pandikkad	12
Family Health Centre Pang	12
Family Health Centre Thalakkad	12
Family Health Centre Thirunavaya	12
Family Health Centre Thiruvalli	12
Family Health Centre Thuvvur	12
Family Health Centre Triprangode	12
Family Health Centre Vattamkulam	12
Family Health Centre Vazhakkad	12
Family Health Centre Vazhayoor	12
Urban Primary Health Centre Mangalassery,Manjeri	12
Family Health Centre Chemmalassery	13
Family Health Centre Elamkulam	13
Family Health Centre Trippanachi	13
Urban Primary Health Centre Vettekod	13

## 3.1 eHealth Performance - Reception Module

Reception Module is considered to be functional in a PHC/FHC/UPHC only if the number of total visits for the month is of minimum 500.

Reception module started in 34 out of 46 PHCs/FHCs/UPHCs

District	PHC/FHC/UPHC Count	PHC/FHC/UPHC with Reception	% of PHC/FHC/UPHC with Reception
THIRUVANANTHAPURAM	66	62	94.00%
THRISSUR	52	48	92.00%
PALAKKAD	37	36	97.00%
MALAPPURAM	46	34	74.00%
KANNUR	27	26	96.00%
ERNAKULAM	31	24	77.00%
KOZHIKODE	29	24	83.00%
KOLLAM	20	20	100.00%
KOTTAYAM	21	20	95.00%
KASARAGOD	19	19	100.00%
ALAPPUZHA	17	17	100.00%
IDUKKI	17	16	94.00%
PATHANAMTHITTA	17	16	94.00%
WAYANAD	15	15	100.00%

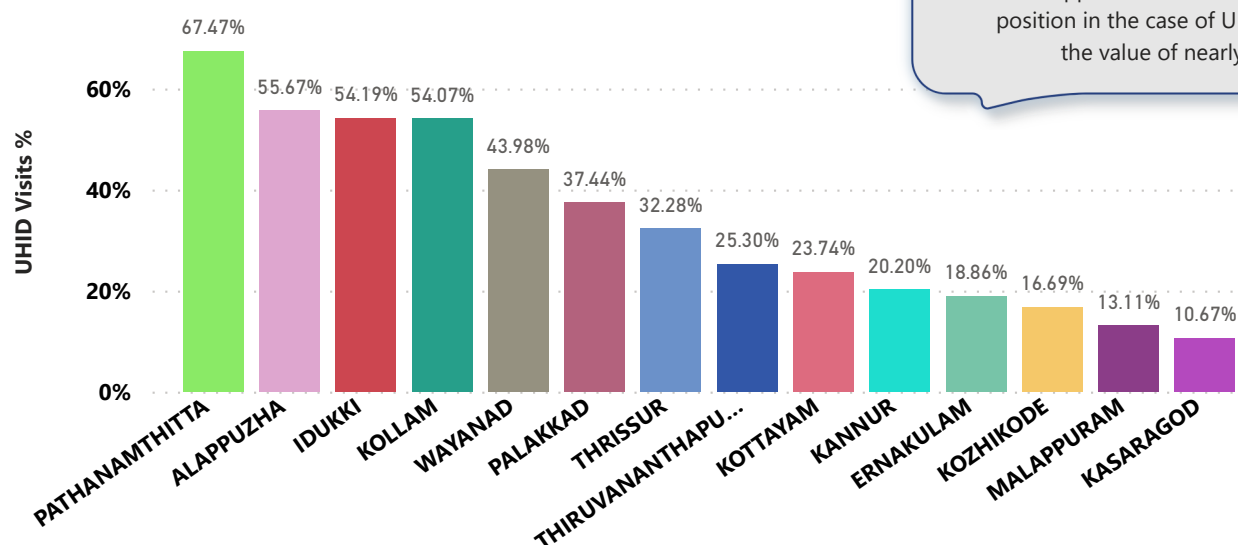
Hospital Name
Family Health Centre Alankode
Family Health Centre Chelembra
Family Health Centre Chemmalassery
Family Health Centre Elamkulam
Family Health Centre Kaladi
Family Health Centre Koottayi
Family Health Centre Moorkkanad
Family Health Centre Palappetty
Family Health Centre Thrikkalangode
Family Health Centre Trippanachi
Family Health Centre Valavannur
Urban Primary Health Centre Vettekcode

Institutions where the reception module is either not started or not using



## 3.2 e-Health Performance - UHID Visits

UHID Visit % is calculated as (UHID Visits / Total Visit ) \*100



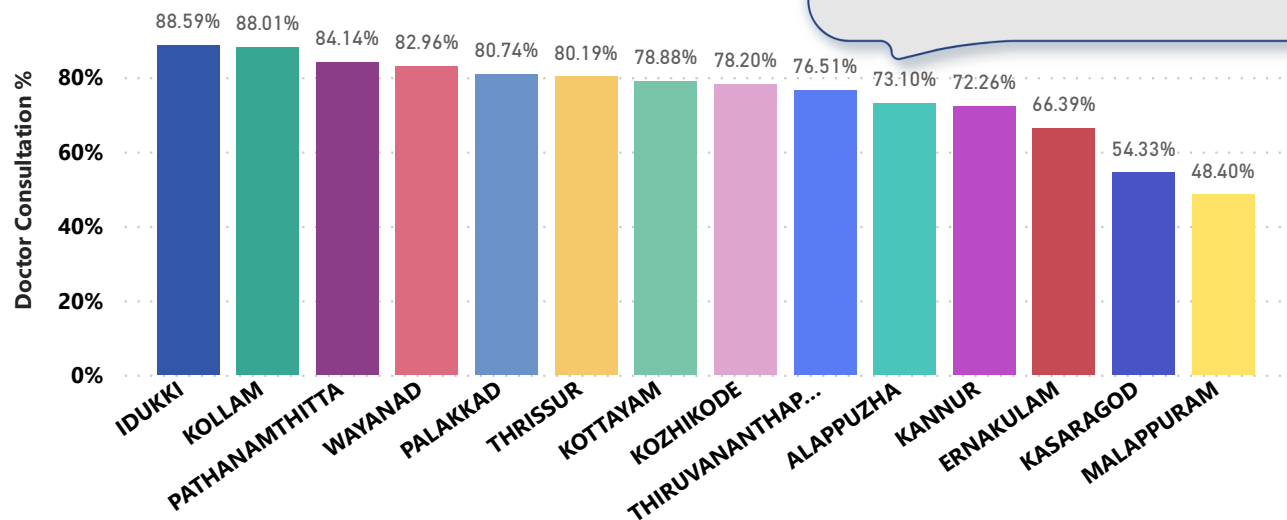
## PHCs/FHCs/UPHCs based on UHID Visits

Institutions with atleast 100 UHID visits are listed here.

Hospital	UHID Visit %
Family Health Centre Chokkad	76.00%
Family Health Centre Pulikkal	70.00%
Family Health Centre Chaliyar	60.00%
Family Health Centre Morayur	32.00%
Family Health Centre A R Nagar	31.00%
Family Health Centre Vazhikkadavu	26.00%
Family Health Centre Porur	21.00%
Family Health Centre Thazhakeode	19.00%
Family Health Centre Edayur	18.00%
Family Health Centre Thirunavaya	17.00%
Family Health Centre Pang	12.00%

Hospital	UHID Visit %
Family Health Centre Thanalur	1.00%
Family Health Centre Kuzhimanna	2.00%
Family Health Centre Marakkara	4.00%
Family Health Centre Nannambra	5.00%
Family Health Centre Pandikkad	5.00%
Family Health Centre Parappanangadi	5.00%
Family Health Centre Karulai	9.00%
Family Health Centre Ponnala	10.00%
Family Health Centre Pang	12.00%
Family Health Centre Thirunavaya	17.00%
Family Health Centre Edayur	18.00%

## 3.3 e-Health Performance - Doctor Consultation



## Doctor Consultation Percentage in PHCs/FHCs/UPHCs

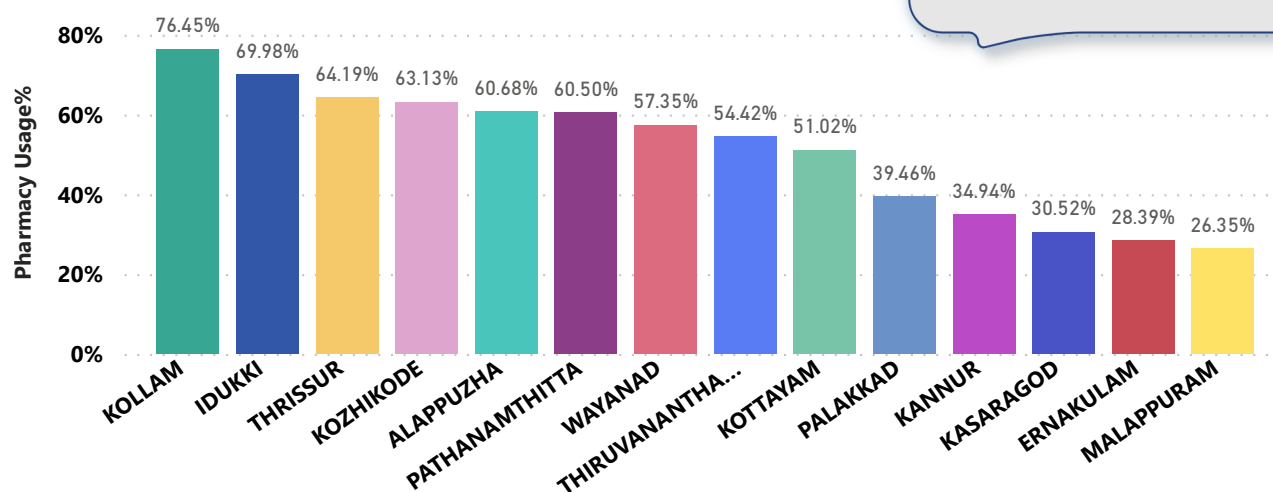
Hospital	Doctor Consultation %
Family Health Centre Vazhikkadavu	99.77%
Family Health Centre Ponmala	99.77%
Family Health Centre A R Nagar	99.59%
Family Health Centre Parappanangadi	99.55%
Family Health Centre Nannambra	98.58%
Family Health Centre Chokkad	97.95%
Family Health Centre Pulikkal	97.52%
Family Health Centre Morayur	94.72%
Family Health Centre Thazhekod	94.24%
Family Health Centre Karulai	84.19%
Family Health Centre Kuzhimanna	60.76%
Family Health Centre Thanalur	50.72%
Family Health Centre Edayur	46.85%

Hospital	Doctor Consultation %
Family Health Centre Porur	0.00%
Family Health Centre Thirunavaya	0.00%
Family Health Centre Marakkara	1.42%
Family Health Centre Pandikkad	1.84%
Family Health Centre Chaliyar	9.89%
Family Health Centre Pang	32.41%
Family Health Centre Edayur	46.85%
Family Health Centre Thanalur	50.72%
Family Health Centre Kuzhimanna	60.76%
Family Health Centre Karulai	84.19%
Family Health Centre Thazhekod	94.24%
Family Health Centre Morayur	94.72%
Family Health Centre Pulikkal	97.52%

## 3.4 e-Health Performance - Pharmacy Usage in PHCs/FHCs/UPHCs

Pharmacy usage is calculated as (Pharmacy Prescription Count / Total Visits ) \*100

Malappuram district stands at the last position in Pharmacy Usage with 26.35%.



## Pharmacy Usage in PHCs/FHCs/UPHCs

Hospital	Pharmacy Usage %
Family Health Centre Chokkad	94.00%
Family Health Centre Parappanangadi	94.00%
Family Health Centre Pulikkal	93.00%
Family Health Centre Vazhikkadavu	93.00%
Family Health Centre A R Nagar	89.00%
Family Health Centre Morayur	85.00%
Family Health Centre Thazhekod	84.00%
Family Health Centre Ponmala	66.00%
Family Health Centre Edayur	22.00%
Family Health Centre Karulai	20.00%
Family Health Centre Thanalur	5.00%
Family Health Centre Marakkara	1.00%
Family Health Centre Chaliyar	0.00%

Hospital	Pharmacy Usage %
Family Health Centre Chaliyar	0.00%
Family Health Centre Kuzhimanna	0.00%
Family Health Centre Nannambra	0.00%
Family Health Centre Pandikkad	0.00%
Family Health Centre Pang	0.00%
Family Health Centre Porur	0.00%
Family Health Centre Thirunavaya	0.00%
Family Health Centre Marakkara	1.00%
Family Health Centre Thanalur	5.00%
Family Health Centre Karulai	20.00%
Family Health Centre Edayur	22.00%
Family Health Centre Ponmala	66.00%
Family Health Centre Thazhekod	84.00%
Family Health Centre Morayur	85.00%

## 4. Status of Modules started in Hospitals

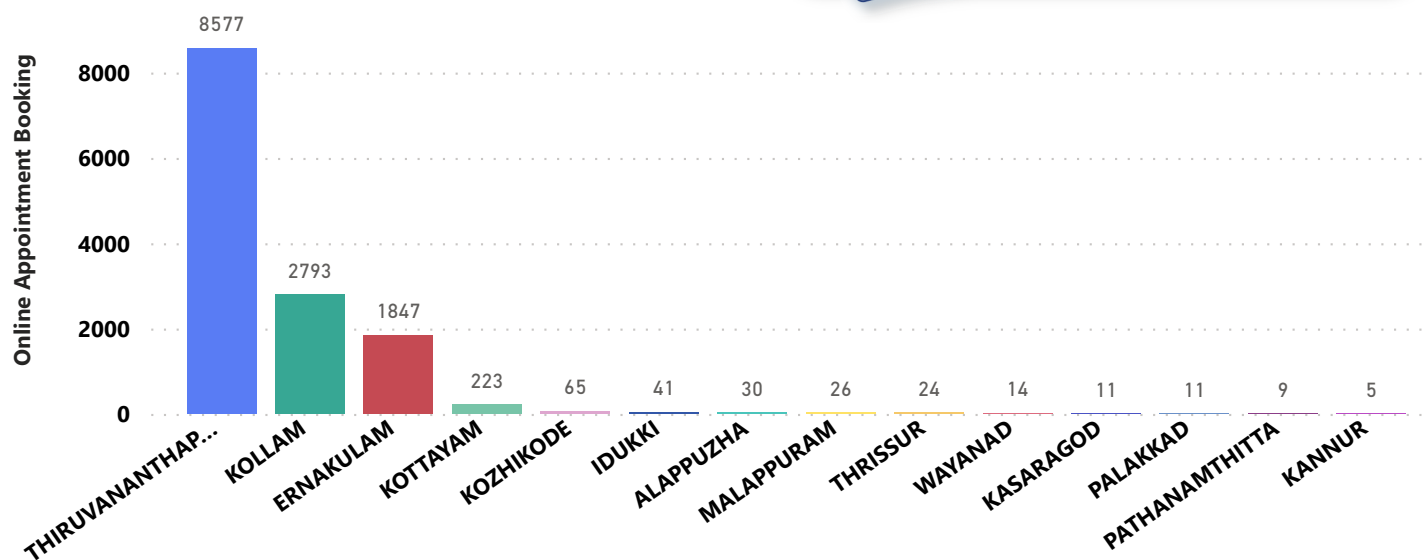
District wise status of live institutions and the count of various modules [Reception, OP Consultation, Lab, Pharmacy] started.

District Name	Live Institutions	Reception	Consultation	Lab	Pharmacy
THIRUVANANTHAPURAM	103	98 (95.1%)	91 (88.3%)	81 (78.6%)	80 (77.7%)
THRISSUR	55	52 (94.5%)	49 (89.1%)	43 (78.2%)	48 (87.3%)
MALAPPURAM	47	36 (76.6%)	25 (53.2%)	18 (38.3%)	16 (34.%)
KOZHIKODE	38	31 (81.6%)	26 (68.4%)	21 (55.3%)	21 (55.3%)
PALAKKAD	38	37 (97.4%)	36 (94.7%)	30 (78.9%)	20 (52.6%)
ERNAKULAM	34	27 (79.4%)	22 (64.7%)	10 (29.4%)	15 (44.1%)
KANNUR	27	26 (96.3%)	25 (92.6%)	20 (74.1%)	16 (59.3%)
KOTTAYAM	23	21 (91.3%)	20 (87.%)	13 (56.5%)	19 (82.6%)
KOLLAM	22	22 (100.%)	22 (100.%)	22 (100.%)	22 (100.%)
ALAPPUZHA	19	18 (94.7%)	18 (94.7%)	15 (78.9%)	17 (89.5%)
IDUKKI	19	18 (94.7%)	16 (84.2%)	11 (57.9%)	16 (84.2%)
KASARAGOD	19	18 (94.7%)	17 (89.5%)	10 (52.6%)	16 (84.2%)
PATHANAMTHITTA	18	17 (94.4%)	15 (83.3%)	12 (66.7%)	11 (61.1%)
WAYANAD	16	15 (93.8%)	15 (93.8%)	15 (93.8%)	14 (87.5%)
<b>Total</b>	<b>478</b>	<b>436 (91.2%)</b>	<b>397 (83.1%)</b>	<b>321 (67.2%)</b>	<b>331 (69.2%)</b>

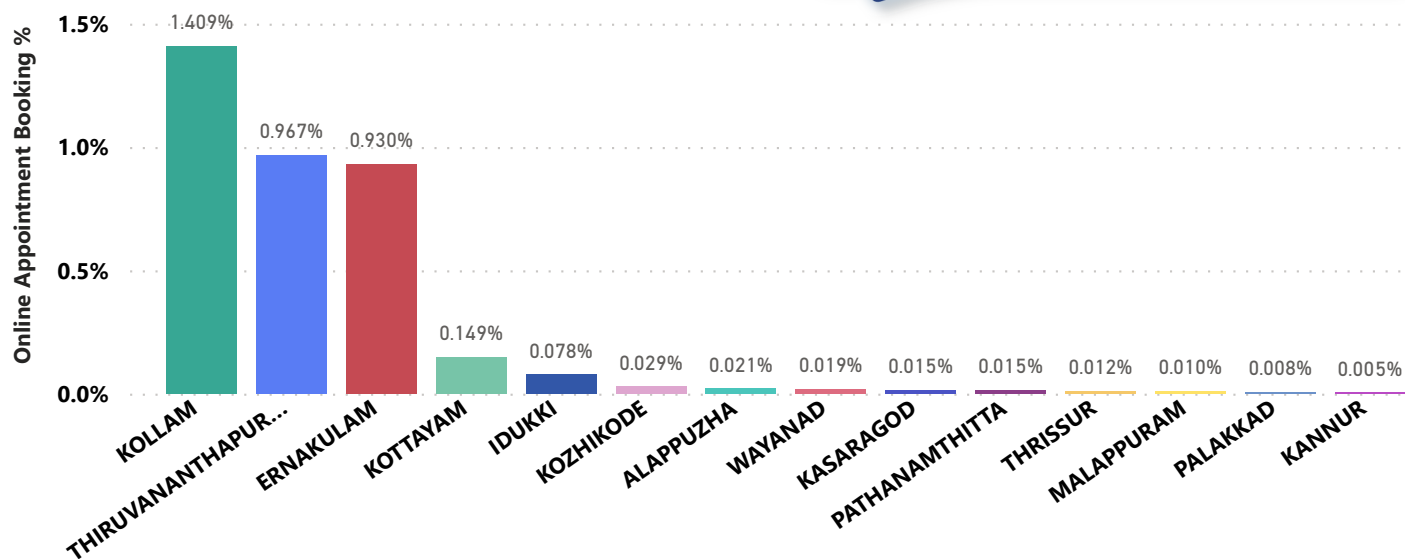


## 5. Percentage of Online Appointment Booking in Hospitals

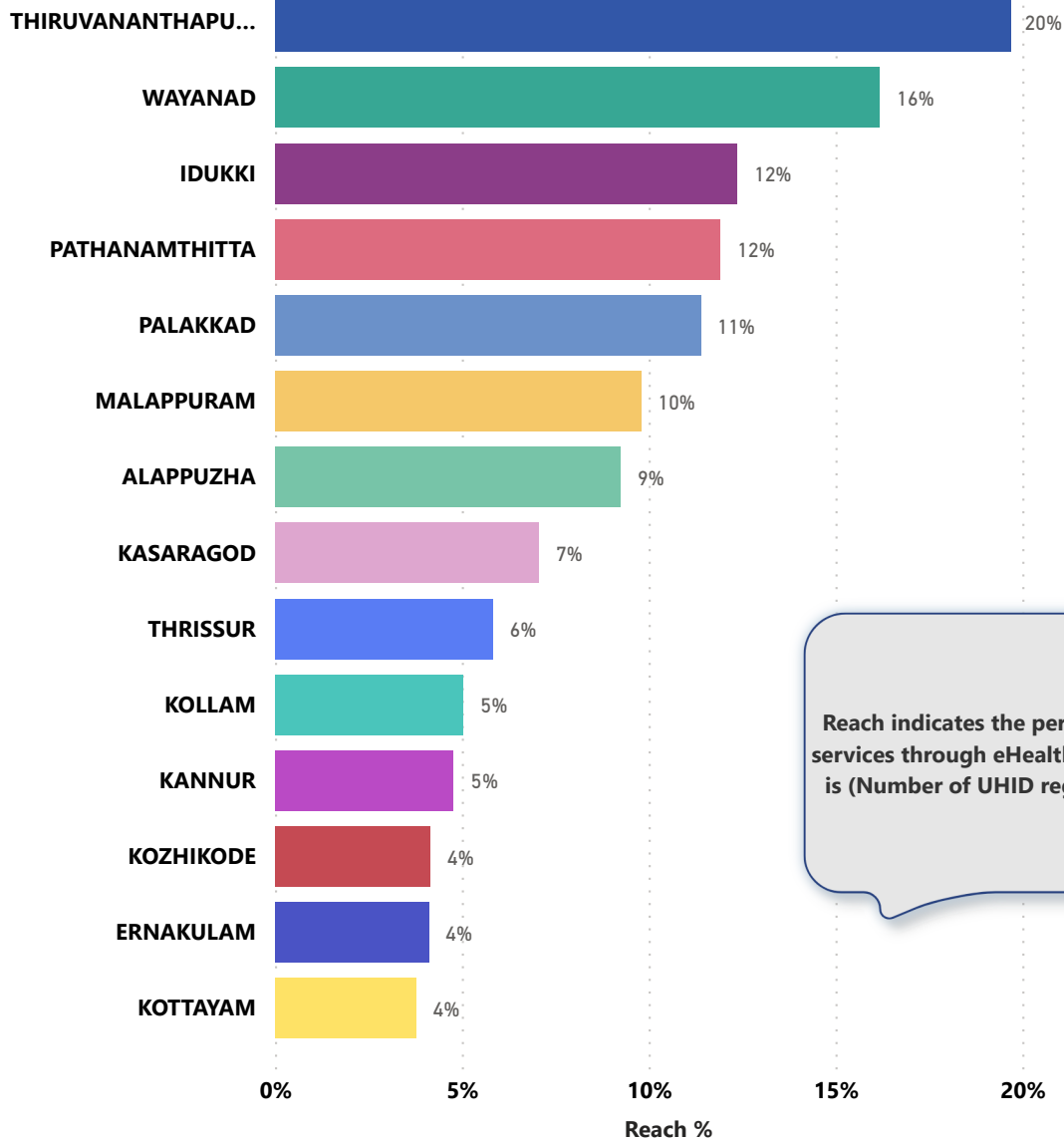
District-wise count of Online appointments taken during the month of November '22. Malappuram district stands at 8th position(down by 1) in the case of Online appointments.



District-wise percentage of online appointment booking up on OP visits for the month of November '22. Calculation is performed as (Online Visits / OP Visits) \* 100 %.



## 6. eHealth Performance - Reach



Reach indicates the percentage of population availing services through eHealth. The formula used to calculate is  $(\text{Number of UHID registered} / \text{Population}) * 100 \%$ .

## 7. Public Health Survey Status

