

### 1. eHealth Kerala - Vital Statistics

<b>Live Institutions</b>	38
<b>Medical College Hospitals</b>	1
<b>PHCs/FHCs</b>	36
<b>CHCs</b>	0
<b>DHs/GHs</b>	0
<b>PH Labs</b>	0
<b>Other(Inc UPHCs,Taluk Hospitals)</b>	1



### 2. Highlights



- Reception Module started in 36 of 37 PHC/FHC/UPHC institutions.
- Palakkad district stands at 4th position (up by 1) in the case of OP consultation with the value of 80.74%.



- District remains at:
  - position 10 in Pharmacy Usage (39.46%).
  - 6th position in UHID Visits (37.44%).
- The district remains at position 9 in house survey completion (0.77%) and at position 7 in member survey completion (0.07%).
- The district remains at 5th position in reach rank which indicates UHID registration proportionate to the population.
- Palakkad district stands at 12th position (down by 3) in the case of Online appointments.

## 3. eHealth - District Ranking Matrix Based on Performance of PHCs/FHCs/UPHCs

The ranking matrix showcase the district performance in providing eHealth services through PHCs/FHCs/UPHCs based on six different parameters. These parameters include whether the reception module is started or not, UHID Visits, Doctor Consultation, Pharmacy Usage, Lab Usage and number of Live Institutions. Based on the ranking, the districts are classified into three broad categories, the best performing districts, the average performing districts and the low performing districts.

The best performing districts should strive to continue to remain in the same position, whereas the average performing as well as the low performing districts should strive to reach to the 'top four' league.

The ranking matrix for the month of November '22 is given below:

District	Rank
IDUKKI	1
KOLLAM	1
THIRUVANANTHAPURAM	1
WAYANAD	1
PATHANAMTHITTA	2
THRISSUR	2
ALAPPUZHA	3
KOTTAYAM	4
KOZHIKODE	4
PALAKKAD	4
KANNUR	5
KASARAGOD	6
ERNAKULAM	7
MALAPPURAM	7

 Best performing  
 Average performing  
 Low performing

## 3. eHealth - Institution Level Ranking of PHCs/FHCs/UPHCs

Hospital	Rank
Family Health Centre Kavassery	1
Family Health Centre Kuthanur	1
Family Health Centre Ozhalapathy	1
Family Health Centre Mannur	2
Family Health Centre Peruvemba	2
Family Health Centre Kizhakkencherry	3
Family Health Centre Vaniyamkulam	3
Family Health Centre Kalladikode	4
Family Health Centre Mankara	4
Family Health Centre Mathur	4
Family Health Centre Puthucode	4
Family Health Centre Vandazhi	4
Family Health Centre Anakkatty	5
Family Health Centre Nellaya	5
Family Health Centre Sreekrishnapuram	5
Family Health Centre Vannamada	5
Family Health Centre Adakkaputhur	6
Family Health Centre Ayalur	6
Family Health Centre Keralassery	6
Family Health Centre Pudur	6
Urban Primary Health Centre Kulappully	6
Family Health Centre Pallipuram Palakkad	7
Family Health Centre Kanhirapuzha	8
Family Health Centre Pookottukavu	8
Family Health Centre Kappoor	9
Family Health Centre Nanniode	9
Family Health Centre Pattithara	9
Family Health Centre Peringottukurissi	9
Family Health Centre Kumaranellur	10
Family Health Centre Kumbidi	10
Family Health Centre Kunissery	10
Family Health Centre Chalavara	11
Family Health Centre Elambulassery	11
Family Health Centre Pallassana	11
Family Health Centre Parli	11
Family Health Centre Kollengode	12

## 3.1 eHealth Performance - Reception Module

Reception Module is considered to be functional in a PHC/FHC/UPHC only if the number of total visits for the month is of minimum 500.

Reception module started in 36 out of 37 PHCs/FHCs/UPHCs

District	PHC/FHC/UPHC Count	PHC/FHC/UPHC with Reception	% of PHC/FHC/UPHC with Reception
THIRUVANANTHAPURAM	66	62	94.00%
THRISSUR	52	48	92.00%
PALAKKAD	37	36	97.00%
MALAPPURAM	46	34	74.00%
KANNUR	27	26	96.00%
ERNAKULAM	31	24	77.00%
KOZHIKODE	29	24	83.00%
KOLLAM	20	20	100.00%
KOTTAYAM	21	20	95.00%
KASARAGOD	19	19	100.00%
ALAPPUZHA	17	17	100.00%
IDUKKI	17	16	94.00%
PATHANAMTHITTA	17	16	94.00%
WAYANAD	15	15	100.00%

Institutions where the reception module is either not started or not using

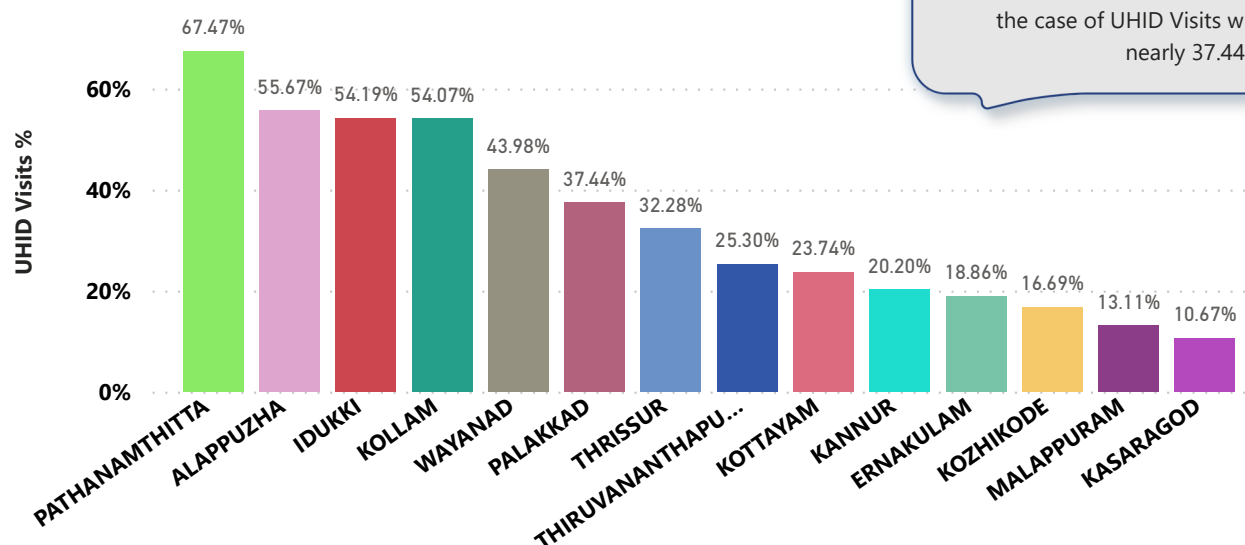
Hospital Name

Family Health Centre Vellinezhi



## 3.2 e-Health Performance - UHID Visits

UHID Visit % is calculated as (UHID Visits / Total Visit ) \*100



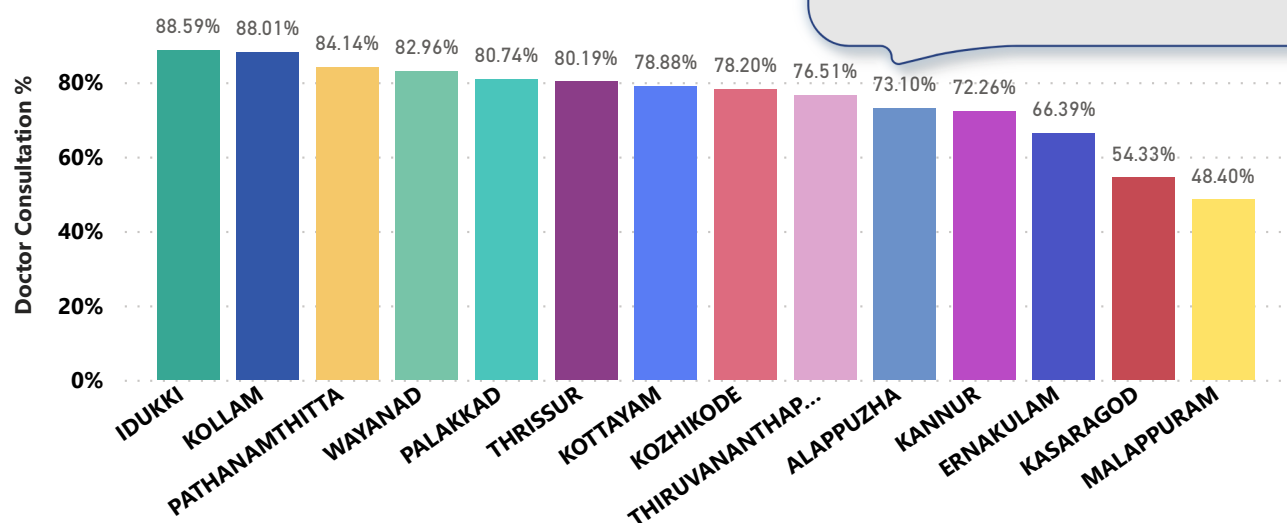
## PHCs/FHCs/UPHCs based on UHID Visits

Institutions with atleast 100 UHID visits are listed here.

Hospital	UHID Visit %
Family Health Centre Kavassery	85.00%
Family Health Centre Mannur	83.00%
Family Health Centre Pallipuram Palakkad	82.00%
Family Health Centre Kizhakkencherry	75.00%
Family Health Centre Kuthanur	72.00%
Family Health Centre Vaniyamkulam	71.00%
Family Health Centre Peruvemba	68.00%
Family Health Centre Keralassery	63.00%
Family Health Centre Ozhalapathy	62.00%
Family Health Centre Mankara	57.00%
Family Health Centre Puthucode	56.00%
Family Health Centre Vandazhi	50.00%
Family Health Centre Vannamada	47.00%
Urban Primary Health Centre Kulappully	47.00%
Family Health Centre Peringottukurissi	46.00%
Family Health Centre Kumaranellur	41.00%

Hospital	UHID Visit %
Family Health Centre Kavassery	85.00%
Family Health Centre Mannur	83.00%
Family Health Centre Pallipuram Palakkad	82.00%
Family Health Centre Kizhakkencherry	75.00%
Family Health Centre Kuthanur	72.00%
Family Health Centre Vaniyamkulam	71.00%
Family Health Centre Peruvemba	68.00%
Family Health Centre Keralassery	63.00%
Family Health Centre Ozhalapathy	62.00%
Family Health Centre Mankara	57.00%
Family Health Centre Puthucode	56.00%
Family Health Centre Vandazhi	50.00%
Family Health Centre Vannamada	47.00%
Urban Primary Health Centre Kulappully	47.00%
Family Health Centre Peringottukurissi	46.00%
Family Health Centre Kumaranellur	41.00%

## 3.3 e-Health Performance - Doctor Consultation



## Doctor Consultation Percentage in PHCs/FHCs/UPHCs

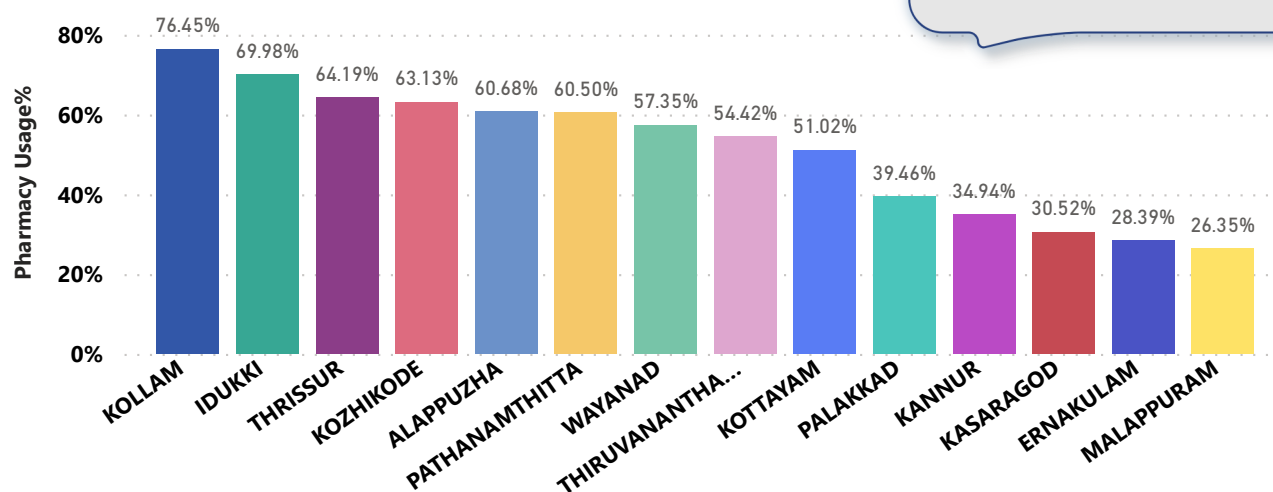
Hospital	Doctor Consultation %
Family Health Centre Sreekrishnapuram	99.60%
Family Health Centre Kavassery	99.46%
Family Health Centre Vaniyamkulam	99.24%
Family Health Centre Kuthanur	99.19%
Family Health Centre Pattithara	99.18%
Family Health Centre Mathur	98.96%
Family Health Centre Vandazhi	98.85%
Family Health Centre Adakkaputhur	98.70%
Family Health Centre Ozhalapathy	98.51%
Family Health Centre Ayalur	98.20%
Family Health Centre Kanhirapuzha	98.14%
Family Health Centre Nellore	98.02%
Family Health Centre Peruvemba	97.56%
Family Health Centre Kizhakkencherry	97.07%
Family Health Centre Pookottukavu	95.73%
Family Health Centre Puthucode	94.45%

Hospital	Doctor Consultation %
Family Health Centre Sreekrishnapuram	99.60%
Family Health Centre Kavassery	99.46%
Family Health Centre Vaniyamkulam	99.24%
Family Health Centre Kuthanur	99.19%
Family Health Centre Pattithara	99.18%
Family Health Centre Mathur	98.96%
Family Health Centre Vandazhi	98.85%
Family Health Centre Adakkaputhur	98.70%
Family Health Centre Ozhalapathy	98.51%
Family Health Centre Ayalur	98.20%
Family Health Centre Kanhirapuzha	98.14%
Family Health Centre Nellore	98.02%
Family Health Centre Peruvemba	97.56%
Family Health Centre Kizhakkencherry	97.07%
Family Health Centre Pookottukavu	95.73%
Family Health Centre Puthucode	94.45%

## 3.4 e-Health Performance - Pharmacy Usage in PHCs/FHCs/UPHCs

Pharmacy usage is calculated as (Pharmacy Prescription Count / Total Visits) \* 100

The palakkad district stands at position 10 in Pharmacy Usage with 39.46%.



## Pharmacy Usage in PHCs/FHCs/UPHCs

Hospital	Pharmacy Usage %
Family Health Centre Kuthanur	92.00%
Family Health Centre Vaniyamkulam	91.00%
Family Health Centre Kavassery	90.00%
Family Health Centre Mathur	89.00%
Family Health Centre Nellaya	89.00%
Family Health Centre Vandazhi	89.00%
Family Health Centre Ozhalapathy	88.00%
Family Health Centre Peruvemba	88.00%
Family Health Centre Kalladikode	86.00%
Family Health Centre Kizhakkencherry	86.00%
Family Health Centre Mankara	86.00%
Family Health Centre Sreekrishnapuram	85.00%
Family Health Centre Puthucode	83.00%
Family Health Centre Mannur	82.00%
Family Health Centre Pudur	75.00%
Family Health Centre Vannamada	73.00%

Hospital	Pharmacy Usage %
Family Health Centre Ayalur	0.00%
Family Health Centre Chalavara	0.00%
Family Health Centre Kanhirapuzha	0.00%
Family Health Centre Kappoor	0.00%
Family Health Centre Keralassery	0.00%
Family Health Centre Kollengode	0.00%
Family Health Centre Kumaranellur	0.00%
Family Health Centre Kumbidi	0.00%
Family Health Centre Nanniode	0.00%
Family Health Centre Pallipuram	0.00%
Palakkad	0.00%
Family Health Centre Parli	0.00%
Family Health Centre Pattithara	0.00%
Family Health Centre Peringottukurissi	0.00%
Family Health Centre Pookottukavu	0.00%
Urban Primary Health Centre Kulappully	0.00%

## 4. Status of Modules started in Hospitals

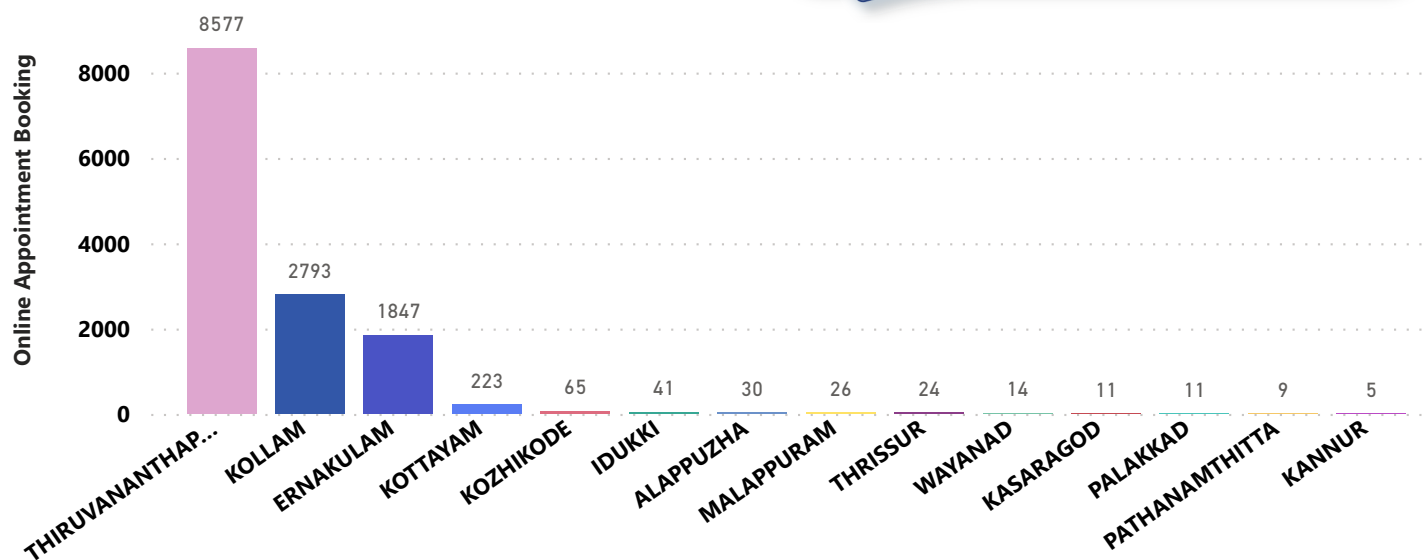
District wise status of live institutions and the count of various modules [Reception, OP Consultation, Lab, Pharmacy] started.

District Name	Live Institutions	Reception	Consultation	Lab	Pharmacy
THIRUVANANTHAPURAM	103	98 (95.1%)	91 (88.3%)	81 (78.6%)	80 (77.7%)
THRISSUR	55	52 (94.5%)	49 (89.1%)	43 (78.2%)	48 (87.3%)
MALAPPURAM	47	36 (76.6%)	25 (53.2%)	18 (38.3%)	16 (34.%)
KOZHIKODE	38	31 (81.6%)	26 (68.4%)	21 (55.3%)	21 (55.3%)
PALAKKAD	38	37 (97.4%)	36 (94.7%)	30 (78.9%)	20 (52.6%)
ERNAKULAM	34	27 (79.4%)	22 (64.7%)	10 (29.4%)	15 (44.1%)
KANNUR	27	26 (96.3%)	25 (92.6%)	20 (74.1%)	16 (59.3%)
KOTTAYAM	23	21 (91.3%)	20 (87.%)	13 (56.5%)	19 (82.6%)
KOLLAM	22	22 (100.%)	22 (100.%)	22 (100.%)	22 (100.%)
ALAPPUZHA	19	18 (94.7%)	18 (94.7%)	15 (78.9%)	17 (89.5%)
IDUKKI	19	18 (94.7%)	16 (84.2%)	11 (57.9%)	16 (84.2%)
KASARAGOD	19	18 (94.7%)	17 (89.5%)	10 (52.6%)	16 (84.2%)
PATHANAMTHITTA	18	17 (94.4%)	15 (83.3%)	12 (66.7%)	11 (61.1%)
WAYANAD	16	15 (93.8%)	15 (93.8%)	15 (93.8%)	14 (87.5%)
<b>Total</b>	<b>478</b>	<b>436 (91.2%)</b>	<b>397 (83.1%)</b>	<b>321 (67.2%)</b>	<b>331 (69.2%)</b>

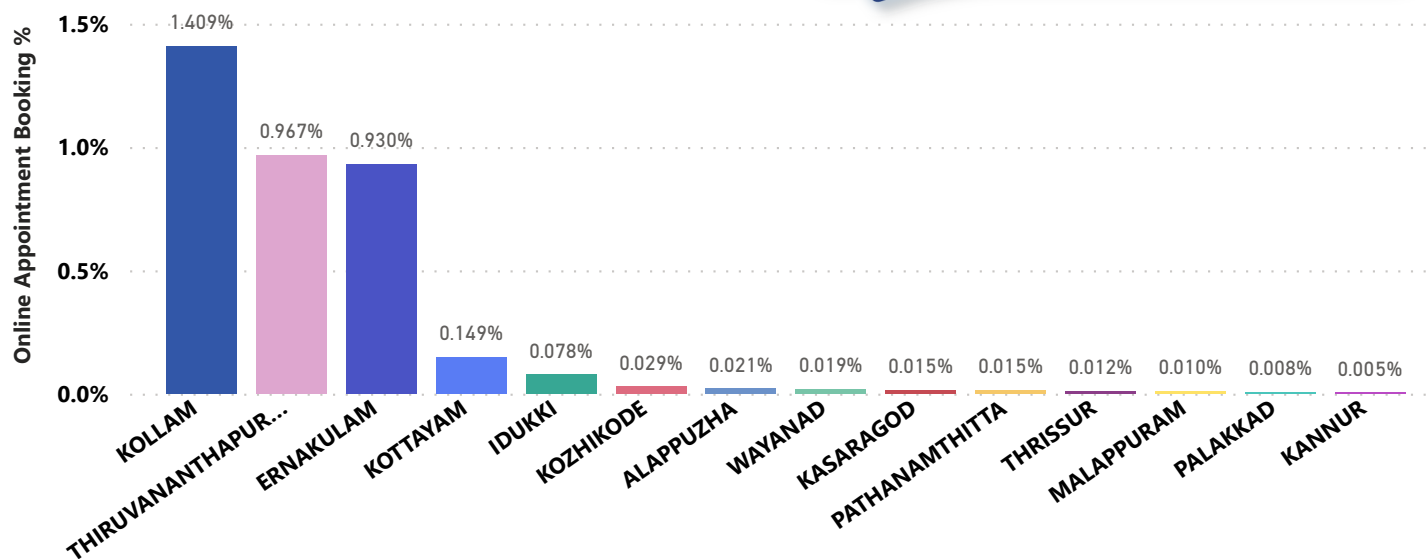


## 5. Percentage of Online Appointment Booking in Hospitals

District-wise count of Online appointments taken during the month of November '22. Palakkad district stands at 12th position(down by 3) in the case of Online appointments.

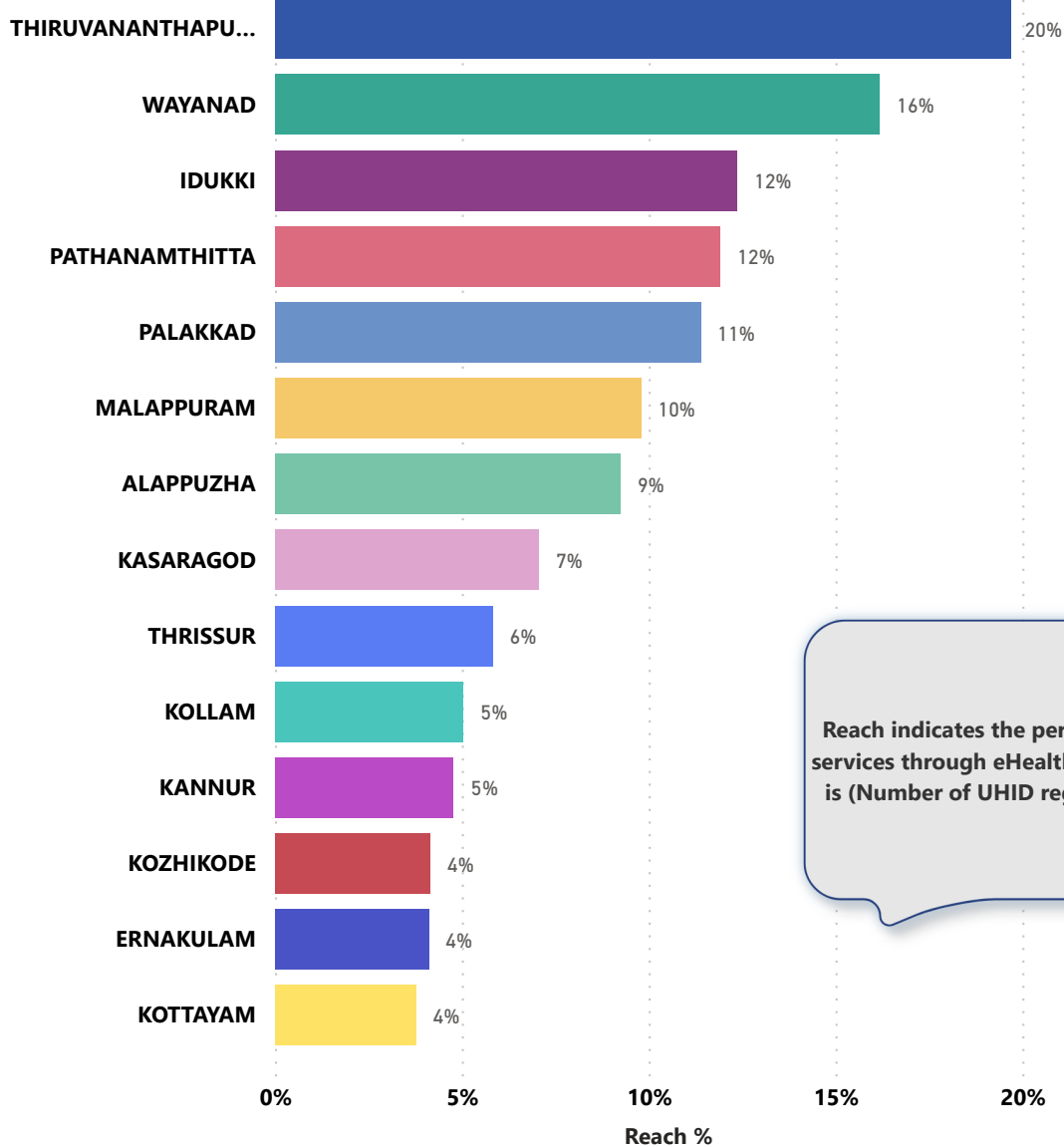


District-wise percentage of online appointment booking up on OP visits for the month of November '22. Calculation is performed as (Online Visits / OP Visits) \* 100 %.





## 6. eHealth Performance - Reach



Reach indicates the percentage of population availing services through eHealth. The formula used to calculate is  $(\text{Number of UHID registered} / \text{Population}) * 100 \%$ .

## 7. Public Health Survey Status

