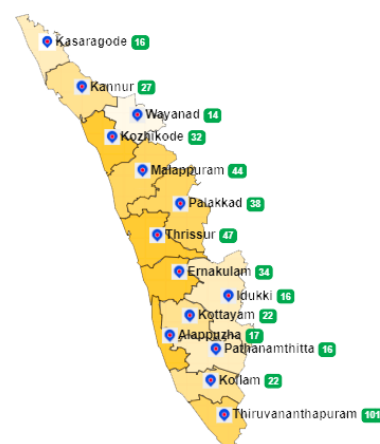


### 1. eHealth Kerala - Vital Statistics

<b>Live Institutions</b>	18
<b>Medical College Hospitals</b>	1
<b>PHCs/FHCs</b>	16
<b>CHCs</b>	0
<b>DHs/GHs</b>	0
<b>PH Labs</b>	0
<b>Other(Inc UPHCs,Taluk Hospitals)</b>	1



### 2. Highlights



- The district stands at position 2 (up by 2 )in overall performance ranking of districts based on PHCs/FHCs/UPHCs.
- District remains at position 1 in UHID Visits.
- PTA remains at position 3 in Doctor Consultation with 84%.
- The district is at position 4 in reach rank which indicates UHID registration proportionate to the population.



- The district is at position 13 in the number of online appointment booking.
- District remains at :  
- position 6 in Pharmacy Usage (60%)
- The district is at position 6 in house survey completion (3.36%) and at position



## 3. eHealth - District Ranking Matrix Based on Performance of PHCs/FHCs/UPHCs

The ranking matrix showcase the district performance in providing eHealth services through PHCs/FHCs/UPHCs based on six different parameters. These parameters include whether the reception module is started or not, UHID Visits, Doctor Consultation, Pharmacy Usage, Lab Usage and number of Live Institutions. Based on the ranking, the districts are classified into three broad categories, the best performing districts, the average performing districts and the low performing districts.

The best performing districts should strive to continue to remain in the same position, whereas the average performing as well as the low performing districts should strive to reach to the 'top four' league.

The ranking matrix for the month of November '22 is given below:

District	Rank
IDUKKI	1
KOLLAM	1
THIRUVANANTHAPURAM	1
WAYANAD	1
PATHANAMTHITTA	2
THRISSUR	2
ALAPPUZHA	3
KOTTAYAM	4
KOZHIKODE	4
PALAKKAD	4
KANNUR	5
KASARAGOD	6
ERNAKULAM	7
MALAPPURAM	7

 Best performing  
 Average performing  
 Low performing

## 3. eHealth - Institution Level Ranking of PHCs/FHCs/UPHCs

Hospital	Rank
Family Health Centre Koipuram	1
Family Health Centre Pallickal	2
Family Health Centre Chennerkara	3
Family Health Centre Kottangal	3
Family Health Centre Mezhuveli	3
Family Health Centre Thannithodu	3
Family Health Centre Vadasserikara	3
Family Health Centre Naranammoozhy	4
Family Health Centre Pandalam	4
Family Health Centre Kizakke Othara	5
Family Health Centre Anicad	6
Family Health Centre Ezhamkulam	7
Family Health Centre Chandanappally	8
Family Health Centre Kadammanitta	8
Family Health Centre Chittar	9
Family Health Centre Niranam	10

## 3.1 eHealth Performance - Reception Module

Reception Module is considered to be functional in a PHC/FHC/UPHC only if the number of total visits for the month is of minimum 500.

Reception module started in 16 out of 17 PHCs/FHCs/UPHC

District	PHC/FHC/UPHC Count	PHC/FHC/UPHC with Reception	% of PHC/FHC/UPHC with Reception
THIRUVANANTHAPURAM	66	62	94.00%
THRISSUR	52	48	92.00%
PALAKKAD	37	36	97.00%
MALAPPURAM	46	34	74.00%
KANNUR	27	26	96.00%
ERNAKULAM	31	24	77.00%
KOZHIKODE	29	24	83.00%
KOLLAM	20	20	100.00%
KOTTAYAM	21	20	95.00%
KASARAGOD	19	19	100.00%
ALAPPUZHA	17	17	100.00%
IDUKKI	17	16	94.00%
PATHANAMTHITTA	17	16	94.00%
WAYANAD	15	15	100.00%

Institutions where the reception module is either not started or not using

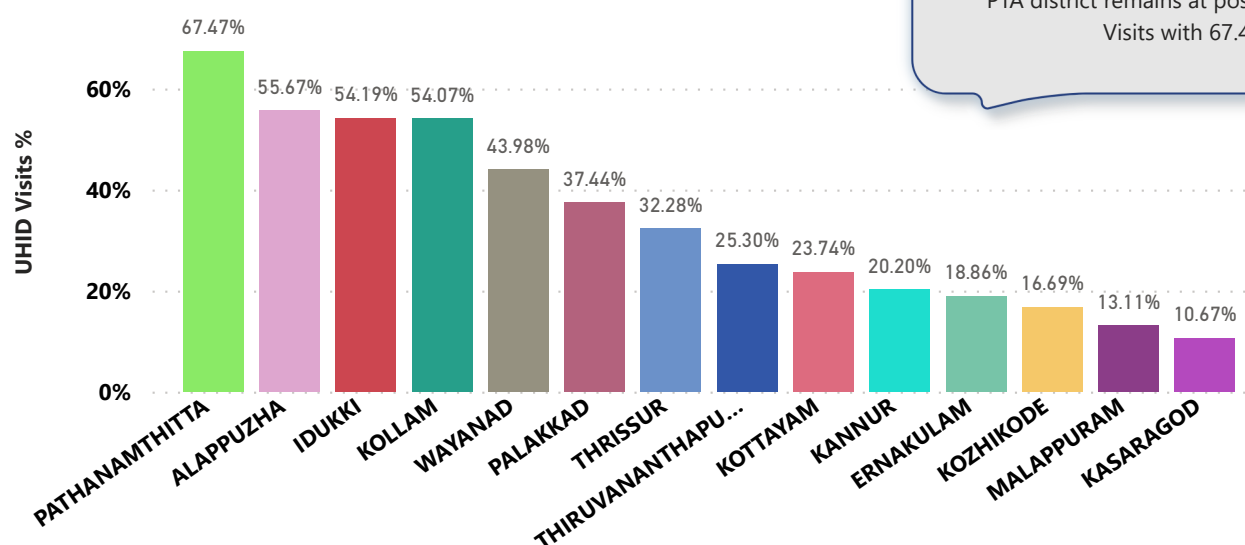
Hospital Name

Urban Family Health Centre Thiruvalla



## 3.2 e-Health Performance - UHID Visits

UHID Visit % is calculated as (UHID Visits / Total Visit ) \*100



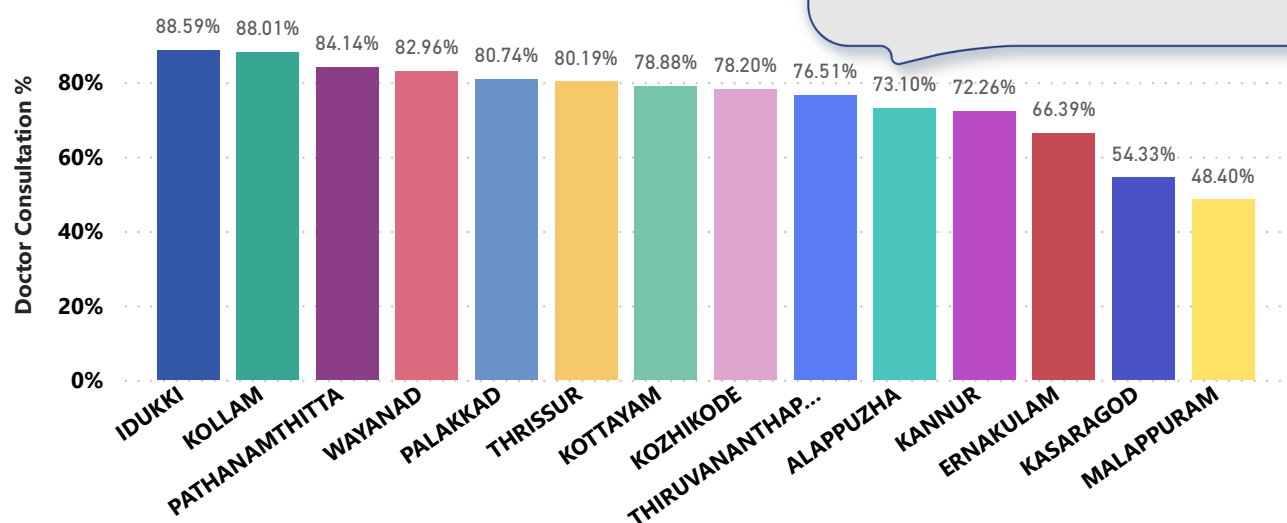
## PHCs/FHCs/UPHCs based on UHID Visits

Institutions with atleast 100 UHID visits are listed here.

Hospital	UHID Visit %
Family Health Centre Naranammoozhy	89.00%
Family Health Centre Anicad	87.00%
Family Health Centre Pallickal	87.00%
Family Health Centre Kottangal	86.00%
Family Health Centre Thannithodu	86.00%
Family Health Centre Vadasserikara	83.00%
Family Health Centre Mezhuveli	77.00%
Family Health Centre Ezhamkulam	71.00%
Family Health Centre Chennerkara	66.00%
Family Health Centre Chittar	63.00%
Family Health Centre Kadammanitta	60.00%

Hospital	UHID Visit %
Family Health Centre Niranam	39.00%
Family Health Centre Chandanappally	48.00%
Family Health Centre Kizakke Othara	52.00%
Family Health Centre Pandalam	54.00%
Family Health Centre Kadammanitta	60.00%
Family Health Centre Koipuram	60.00%
Family Health Centre Chittar	63.00%
Family Health Centre Chennerkara	66.00%
Family Health Centre Ezhamkulam	71.00%
Family Health Centre Mezhuveli	77.00%
Family Health Centre Vadasserikara	83.00%

## 3.3 e-Health Performance - Doctor Consultation



## Doctor Consultation Percentage in PHCs/FHCs/UPHCs

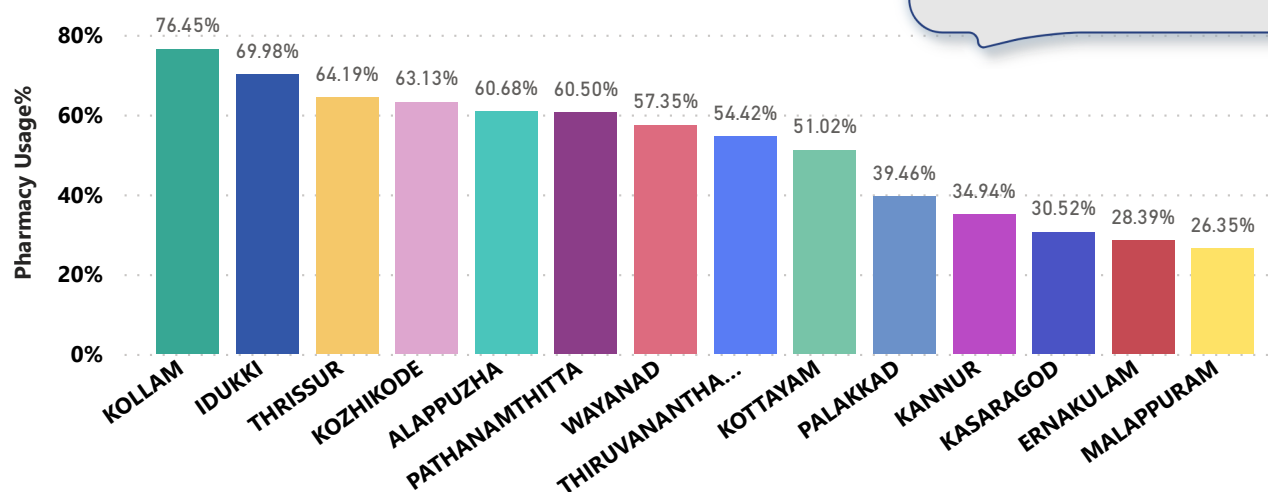
Hospital	Doctor Consultation %
Family Health Centre Mezhuveli	100.00%
Family Health Centre Koipuram	98.96%
Family Health Centre Pallickal	98.90%
Family Health Centre Vadasserikara	97.98%
Family Health Centre Naranammoozhy	97.63%
Family Health Centre Pandalam	97.42%
Family Health Centre Kottangal	96.87%
Family Health Centre Chennerkara	95.44%
Family Health Centre Kizakke Othara	94.27%
Family Health Centre Thannithodu	93.42%
Family Health Centre Anicad	91.97%
Family Health Centre Kadammanitta	85.37%

Hospital	Doctor Consultation %
Family Health Centre Chittar	0.00%
Family Health Centre Niranam	51.98%
Family Health Centre Ezhamkulam	68.02%
Family Health Centre Chandanappally	83.54%
Family Health Centre Kadammanitta	85.37%
Family Health Centre Anicad	91.97%
Family Health Centre Thannithodu	93.42%
Family Health Centre Kizakke Othara	94.27%
Family Health Centre Chennerkara	95.44%
Family Health Centre Kottangal	96.87%
Family Health Centre Pandalam	97.42%
Family Health Centre Naranammoozhy	97.63%

## 3.4 e-Health Performance - Pharmacy Usage in PHCs/FHCs/UPHCs

Pharmacy usage is calculated as (Pharmacy Prescription Count / Total Visits ) \*100

The PTA district remains at position 6 in Pharmacy Usage with 61% (up by 3%).



## Pharmacy Usage in PHCs/FHCs/UPHCs

Hospital	Pharmacy Usage %
Family Health Centre Mezhuveli	92.00%
Family Health Centre Kottangal	91.00%
Family Health Centre Thannithodu	91.00%
Family Health Centre Vadasserikara	91.00%
Family Health Centre Chennerkara	90.00%
Family Health Centre Naranammoozhy	88.00%
Family Health Centre Koipuram	87.00%
Family Health Centre Pallickal	86.00%
Family Health Centre Kizakke Othara	79.00%
Family Health Centre Pandalam	78.00%
Family Health Centre Ezhamkulam	40.00%
Family Health Centre Anicad	0.00%
Family Health Centre Chandanappally	0.00%

Hospital	Pharmacy Usage %
Family Health Centre Anicad	0.00%
Family Health Centre Chandanappally	0.00%
Family Health Centre Chittar	0.00%
Family Health Centre Kadammanitta	0.00%
Family Health Centre Niranam	0.00%
Family Health Centre Ezhamkulam	40.00%
Family Health Centre Pandalam	78.00%
Family Health Centre Kizakke Othara	79.00%
Family Health Centre Pallickal	86.00%
Family Health Centre Koipuram	87.00%
Family Health Centre Naranammoozhy	88.00%
Family Health Centre Chennerkara	90.00%
Family Health Centre Kottangal	91.00%

## 4. Status of Modules started in Hospitals

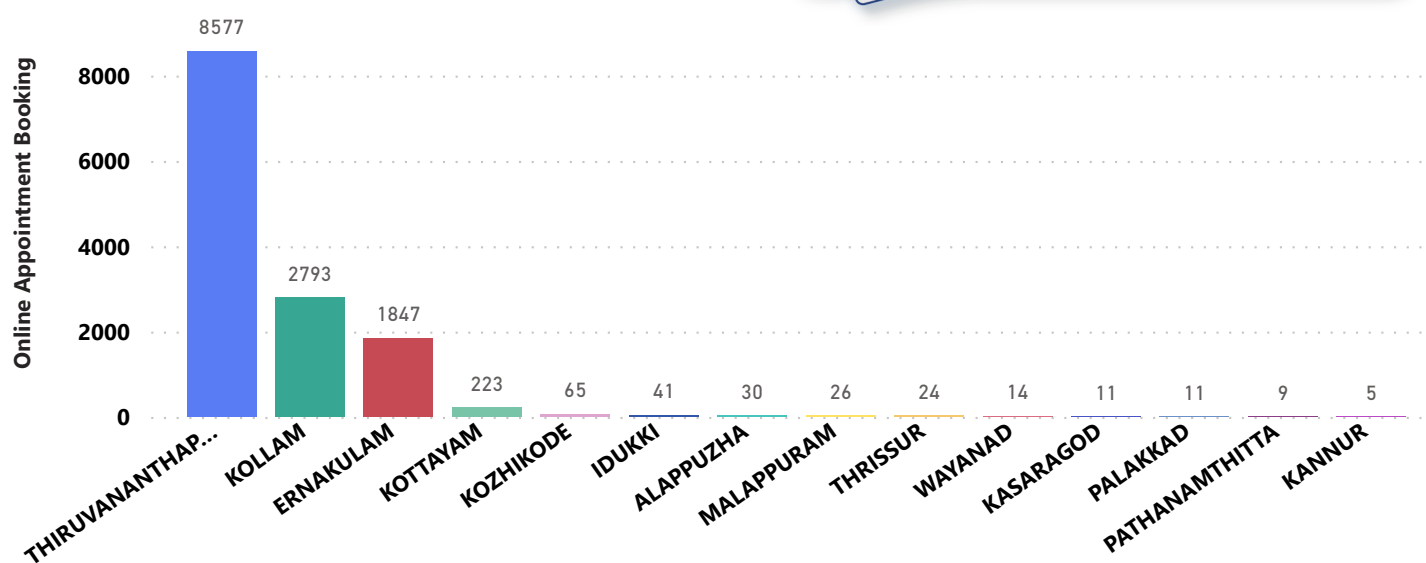
District wise status of live institutions and the count of various modules [Reception, OP Consultation, Lab, Pharmacy] started.

District Name	Live Institutions	Reception	Consultation	Lab	Pharmacy
THIRUVANANTHAPURAM	103	98 (95.1%)	91 (88.3%)	81 (78.6%)	80 (77.7%)
THRISSUR	55	52 (94.5%)	49 (89.1%)	43 (78.2%)	48 (87.3%)
MALAPPURAM	47	36 (76.6%)	25 (53.2%)	18 (38.3%)	16 (34.%)
KOZHIKODE	38	31 (81.6%)	26 (68.4%)	21 (55.3%)	21 (55.3%)
PALAKKAD	38	37 (97.4%)	36 (94.7%)	30 (78.9%)	20 (52.6%)
ERNAKULAM	34	27 (79.4%)	22 (64.7%)	10 (29.4%)	15 (44.1%)
KANNUR	27	26 (96.3%)	25 (92.6%)	20 (74.1%)	16 (59.3%)
KOTTAYAM	23	21 (91.3%)	20 (87.%)	13 (56.5%)	19 (82.6%)
KOLLAM	22	22 (100.%)	22 (100.%)	22 (100.%)	22 (100.%)
ALAPPUZHA	19	18 (94.7%)	18 (94.7%)	15 (78.9%)	17 (89.5%)
IDUKKI	19	18 (94.7%)	16 (84.2%)	11 (57.9%)	16 (84.2%)
KASARAGOD	19	18 (94.7%)	17 (89.5%)	10 (52.6%)	16 (84.2%)
PATHANAMTHITTA	18	17 (94.4%)	15 (83.3%)	12 (66.7%)	11 (61.1%)
WAYANAD	16	15 (93.8%)	15 (93.8%)	15 (93.8%)	14 (87.5%)
<b>Total</b>	<b>478</b>	<b>436 (91.2%)</b>	<b>397 (83.1%)</b>	<b>321 (67.2%)</b>	<b>331 (69.2%)</b>

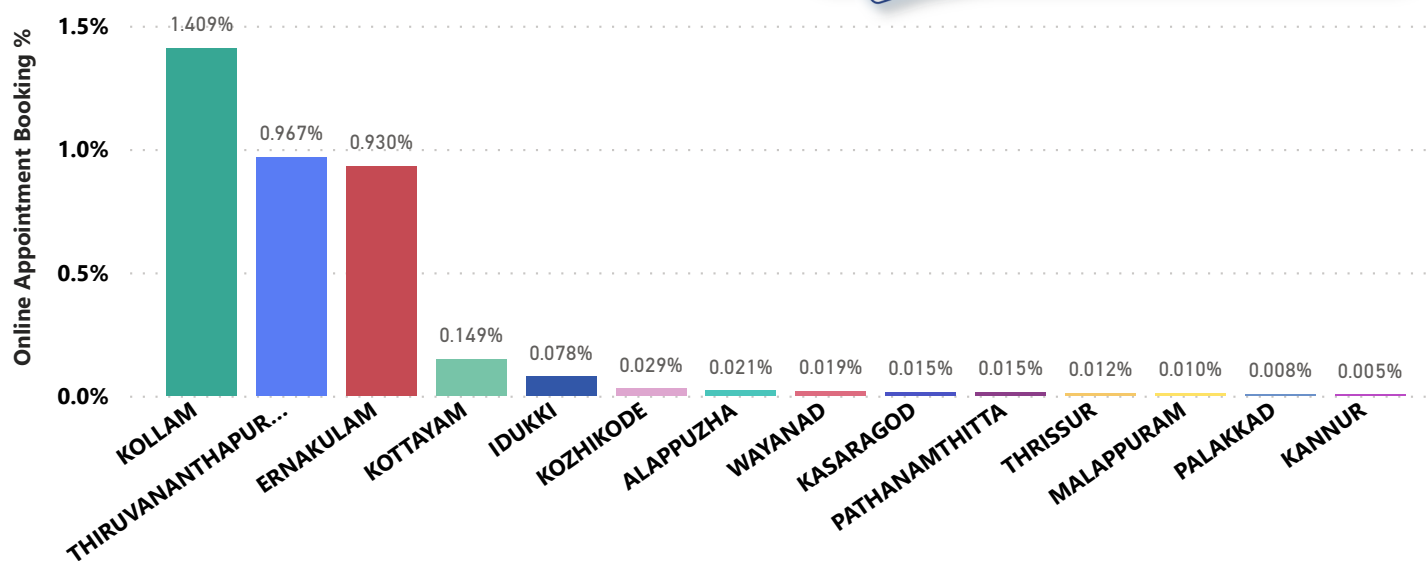


## 5. Percentage of Online Appointment Booking in Hospitals

District-wise count of Online appointments taken during the month of November'22. PTA is at position 13 in online appointments.

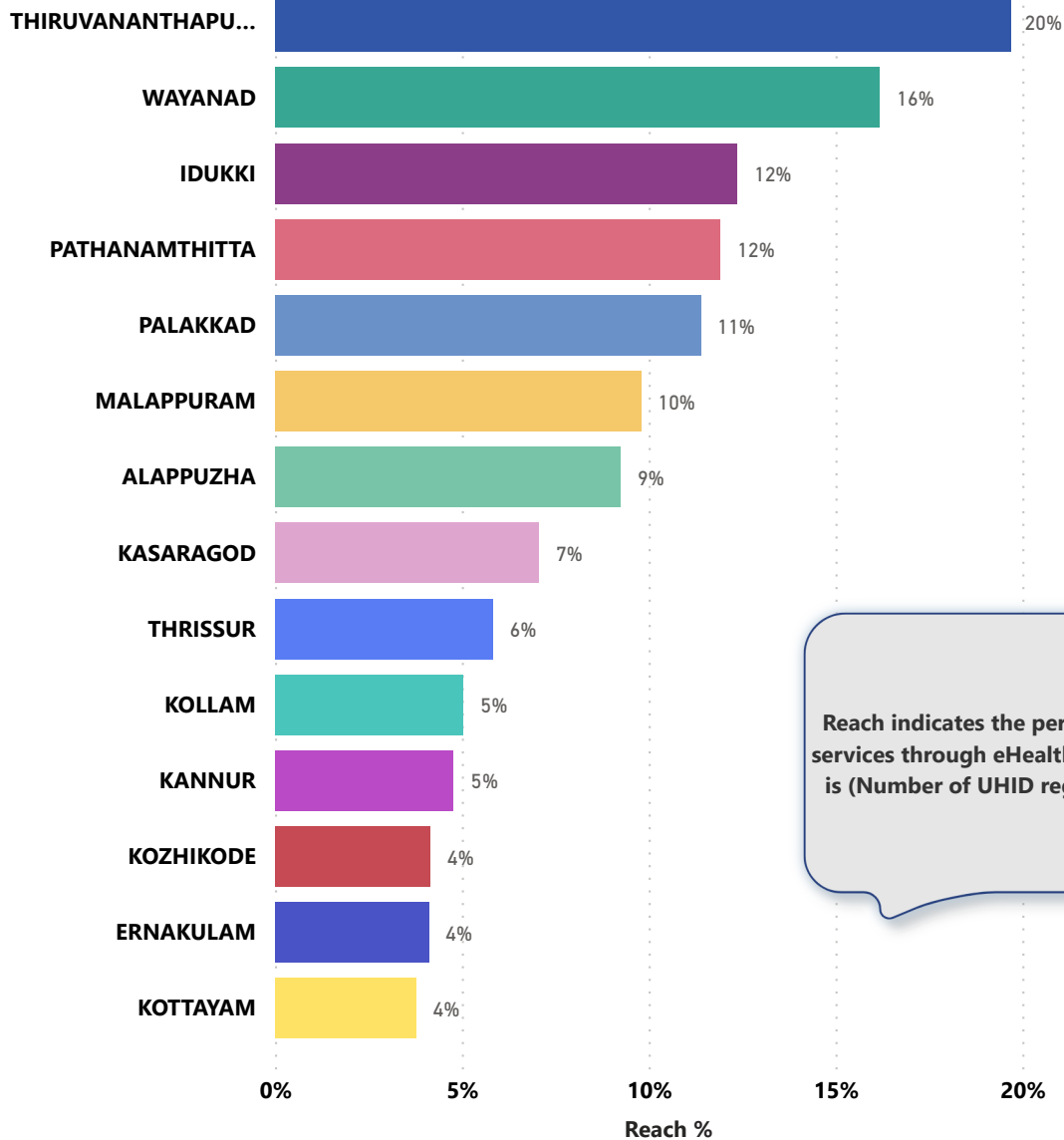


District-wise percentage of online appointment booking up on OP visits for the month of November'22. Calculation is performed as (Online Visits / OP Visits) \* 100 %.





## 6. eHealth Performance - Reach



Reach indicates the percentage of population availing services through eHealth. The formula used to calculate is  $(\text{Number of UHID registered} / \text{Population}) * 100 \%$ .

## 7. Public Health Survey Status

