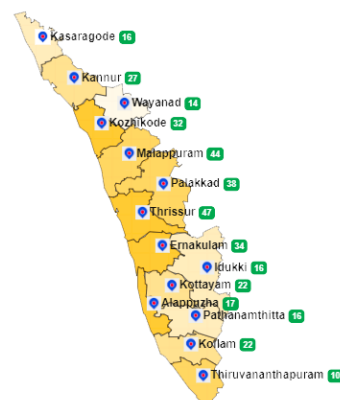


1. eHealth Kerala - Vital Statistics

Live Institutions	478
Medical College Hospitals	13
PHCs/FHCs	374
CHCs	23
DHs/GHs	7
PH Labs	1
Other(Inc UPHCs, Taluk Hospitals)	60



2. Highlights



- eHealth rolled out in 7 new institutions during the month of November' 22.
- Idukki, Kollam, Thiruvananthapuram and Wayanad district tops in overall ranking based on district performance in providing eHealth services through PHCs/FHCs/UPHCs.
- Reception module is functional in all PHCs/FHCs/UPHCs of Alappuzha, Kasaragod, Kollam, and Wayanad district(100%).
- Highest percentage of UHID Visits was recorded in Pathanamthitta district(nearly 68%).
- Highest percentage of Doctor consultation was recorded in Idukki and Kollam districts followed by Pathanamthitta.
- Highest percentage of Pharmacy Usage was recorded in Kollam district(nearly 76%).
- Thiruvananthapuram district remains at top position in the number of online appointments booking followed by Kollam and Ernakulam.



- Malappuram and Ernakulam districts share the last position in overall performance ranking of districts based on PHCs/FHCs/UPHCs.
- Lowest percentage of UHID Visits was recorded in Kasaragod district (nearly 11%).
- Lowest percentage of Doctor Consultation was recorded in Malappuram district(nearly 48%).
- Lowest percentage of Pharmacy Usage was recorded in Malappuram district(26 %).
- House survey completion status is less than 5% for majority of the districts, except Thiruvananthapuram(57%),Idukki(43%), Thrissur (42%) and Kannur(31%).
- Member survey completion status is less than 1% for all districts except Thiruvananthapuram (3%).




3. eHealth - District Ranking Matrix Based on Performance of PHCs/FHCs/UPHCs

The ranking matrix showcase the district performance in providing eHealth services through PHCs/FHCs/UPHCs based on six different parameters. These parameters include whether the reception module is started or not, UHID Visits, Doctor Consultation, Pharmacy Usage, Lab Usage and number of Live Institutions. Based on the ranking, the districts are classified into three broad categories, the best performing districts, the average performing districts and the low performing districts.

The best performing districts should strive to continue to remain in the same position, whereas the average performing as well as the low performing districts should strive to reach to the 'top four' league.

The ranking matrix for the month of November '22 is given below:

District	Rank
IDUKKI	1
KOLLAM	1
THIRUVANANTHAPURAM	1
WAYANAD	1
PATHANAMTHITTA	2
THRISSUR	2
ALAPPUZHA	3
KOTTAYAM	4
KOZHIKODE	4
PALAKKAD	4
KANNUR	5
KASARAGOD	6
ERNAKULAM	7
MALAPPURAM	7

 Best performing
 Average performing
 Low performing

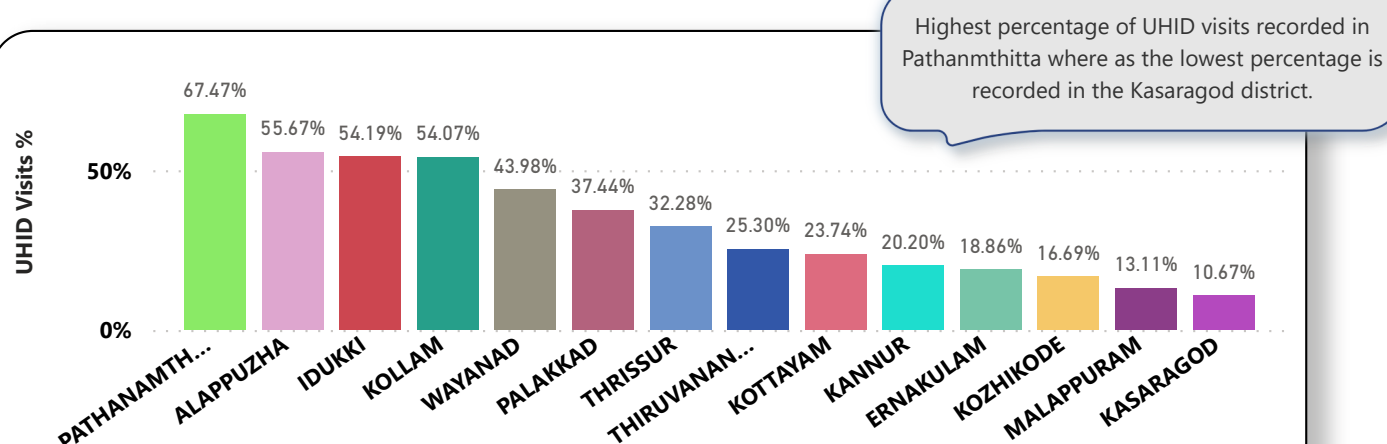
3.1 eHealth Performance - Reception Module

Reception Module is considered to be functional in a PHC/FHC/UPHC only if the number of total visits for the month is of minimum 500.

District	PHC/FHC/UPHC Count	PHC/FHC/UPHC with Reception	% PHC/FHC/UPHC with Reception
ALAPPUZHA	17	17	100.00%
KASARAGOD	19	19	100.00%
KOLLAM	20	20	100.00%
WAYANAD	15	15	100.00%
PALAKKAD	37	36	97.00%
KANNUR	27	26	96.00%
KOTTAYAM	21	20	95.00%
IDUKKI	17	16	94.00%
PATHANAMTHITTA	17	16	94.00%
THIRUVANANTHAPURAM	66	62	94.00%
THRISSUR	52	48	92.00%
KOZHIKODE	29	24	83.00%
ERNAKULAM	31	24	77.00%
MALAPPURAM	46	34	74.00%

3.2 e-Health Performance - UHID Visits

UHID Visit % is calculated as (UHID Visits / Total Visit) *100



PHCs/FHCs/UPHCs based on UHID Visits

Hospital	UHID Visits %	District
URBAN HEALTH CENTRE MANNANTHALA	91.00%	THIRUVANANTHAPURAM
FAMILY HEALTH CENTRE ANAKUDY	90.00%	THIRUVANANTHAPURAM
FAMILY HEALTH CENTRE NARANAMMOOZHY	89.00%	PATHANAMTHITTA
FAMILY HEALTH CENTRE ANICAD	87.00%	PATHANAMTHITTA
FAMILY HEALTH CENTRE PALLICKAL	87.00%	PATHANAMTHITTA
FAMILY HEALTH CENTRE KOTTANGAL	86.00%	PATHANAMTHITTA
FAMILY HEALTH CENTRE THANNITHODU	86.00%	PATHANAMTHITTA
FAMILY HEALTH CENTRE KAVASSERY	85.00%	PALAKKAD
FAMILY HEALTH CENTRE MANNUR	83.00%	PALAKKAD
FAMILY HEALTH CENTRE PURAKKAD	83.00%	ALAPPUZHA

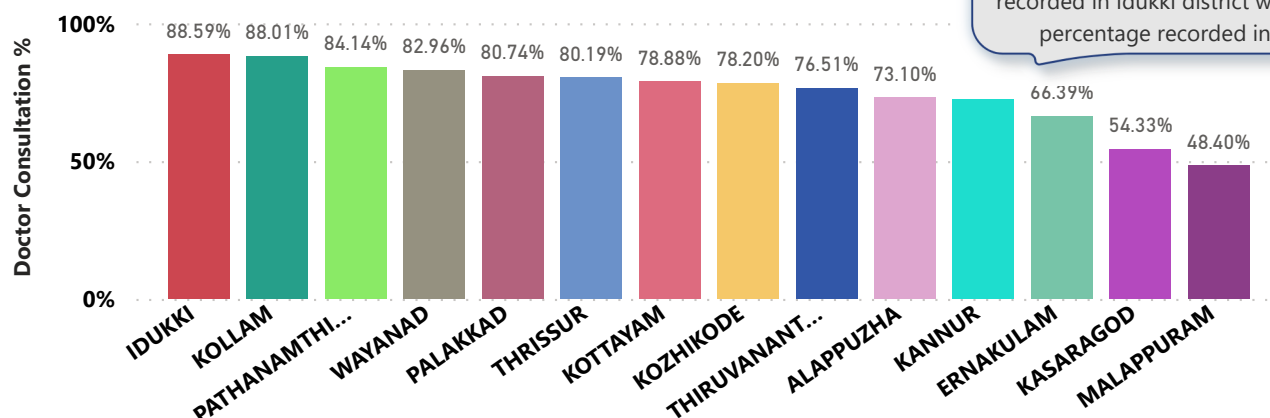
UHID Visit % sorted in descending order.

Hospital	UHID Visits %	District
FAMILY HEALTH CENTRE RAMANATUKARA	1.00%	KOZHIKODE
FAMILY HEALTH CENTRE THANALUR	1.00%	MALAPPURAM
FAMILY HEALTH CENTRE KOLLENGODE	2.00%	PALAKKAD
FAMILY HEALTH CENTRE KUZHIMANNA	2.00%	MALAPPURAM
FAMILY HEALTH CENTRE CHATTANCHAL	3.00%	KASARAGOD
FAMILY HEALTH CENTRE KOLLAYIL	3.00%	THIRUVANANTHAPURAM
FAMILY HEALTH CENTRE MOGRALPUTHUR	3.00%	KASARAGOD
FAMILY HEALTH CENTRE POYYA	3.00%	THRISSUR
FAMILY HEALTH CENTRE RAYAMANGALAM	3.00%	ERNAKULAM
FAMILY HEALTH CENTRE CHALAVARA	4.00%	PALAKKAD

UHID Visit % sorted in ascending order.

3.3 e-Health Performance - Doctor Consultation

Doctor Consultation % is calculated as (OP Consultation count / OP Visit Count) *100



Doctor Consultation Percentage in PHCs/FHCs/UPHCs

Hospital	Doctor Consultation %	District
FAMILY HEALTH CENTRE MEZHUVELI	100.00%	PATHANAMTHITTA
FAMILY HEALTH CENTRE AMACHAL NEW	99.96%	THIRUVANANTHAPURAM
FAMILY HEALTH CENTRE IRINGAL KOTTAKKAL	99.95%	KOZHIKODE
FAMILY HEALTH CENTRE POOTHADI	99.90%	WAYANAD
FAMILY HEALTH CENTRE RAMANTHALI	99.88%	KANNUR
FAMILY HEALTH CENTRE PERUMATHURA	99.85%	THIRUVANANTHAPURAM
FAMILY HEALTH CENTRE KANCHIYAR	99.79%	IDUKKI
FAMILY HEALTH CENTRE VAZHIKKADAVU	99.77%	MALAPPURAM
FAMILY HEALTH CENTRE PONMALA	99.77%	MALAPPURAM
FAMILY HEALTH CENTRE VELUR	99.74%	THRISSUR

Doctor Consultation % sorted in descending order.

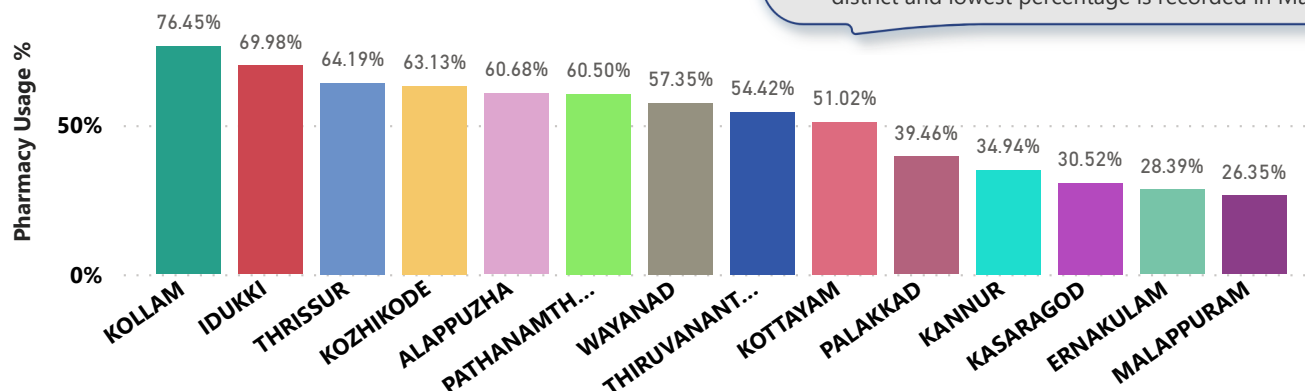
Hospital	Doctor Consultation %	District
FAMILY HEALTH CENTRE PANDIKKAD	1.84%	MALAPPURAM
FAMILY HEALTH CENTRE MULAVUKAD	4.16%	ERNAKULAM
FAMILY HEALTH CENTRE AMBALAVAYAL	7.96%	WAYANAD
FAMILY HEALTH CENTRE KOLLENGODE	8.10%	PALAKKAD
FAMILY HEALTH CENTRE CHALIYAR	9.89%	MALAPPURAM
FAMILY HEALTH CENTRE THILLENKERRY	10.46%	KANNUR
FAMILY HEALTH CENTRE NERIYAMANGALAM	11.62%	ERNAKULAM
FAMILY HEALTH CENTRE KARINDALAM	11.68%	KASARAGOD
FAMILY HEALTH CENTRE KOONAMMAVU	14.25%	ERNAKULAM
FAMILY HEALTH CENTRE MADAVOOR	14.45%	THIRUVANANTHAPURAM

Doctor Consultation % sorted in ascending order.

3.4 e-Health Performance - Pharmacy Usage in PHCs/FHCs/UPHCs

Pharmacy usage is calculated as (Pharmacy Prescription Count / Total Visits) * 100

Highest percentage of pharmacy usage was recorded in Kollam district and lowest percentage is recorded in Malappuram.



Pharmacy Usage in PHCs/FHCs/UPHCs

Hospital	Pharmacy Usage %	District
FAMILY HEALTH CENTRE UDAYANAPURAM	95.00%	KOTTAYAM
FAMILY HEALTH CENTRE CHOKKAD	94.00%	MALAPPURAM
FAMILY HEALTH CENTRE PARAPPANANGADI	94.00%	MALAPPURAM
FAMILY HEALTH CENTRE PUNNAPRA NORTH	94.00%	ALAPPUZHA
URBAN PRIMARY HEALTH CENTRE KALLUNIRA	94.00%	KOZHIKODE
FAMILY HEALTH CENTRE ELANAD	93.00%	THRISSUR
FAMILY HEALTH CENTRE EZHUKONE PAVITHRESWARAM	93.00%	KOLLAM
FAMILY HEALTH CENTRE MAMBRA	93.00%	THRISSUR
FAMILY HEALTH CENTRE POYYA	93.00%	THRISSUR

Pharmacy Usage % sorted in descending order.

Hospital	Pharmacy Usage %	District
FAMILY HEALTH CENTRE ANICAD	0.00%	PATHANAMTHITTA
FAMILY HEALTH CENTRE ANJARAKKANDY	0.00%	KANNUR
FAMILY HEALTH CENTRE AYALUR	0.00%	PALAKKAD
FAMILY HEALTH CENTRE CHALAVARA	0.00%	PALAKKAD
FAMILY HEALTH CENTRE CHALIYAR	0.00%	MALAPPURAM
FAMILY HEALTH CENTRE CHANDANAPPALLY	0.00%	PATHANAMTHITTA
FAMILY HEALTH CENTRE CHERUKUNNU THARA	0.00%	KANNUR
FAMILY HEALTH CENTRE CHIRAKKAL	0.00%	KANNUR
FAMILY HEALTH CENTRE CHITTAR	0.00%	PATHANAMTHITTA
FAMILY HEALTH CENTRE CHITTATTUKARA	0.00%	ERNAKULAM

Pharmacy Usage % sorted in ascending order.

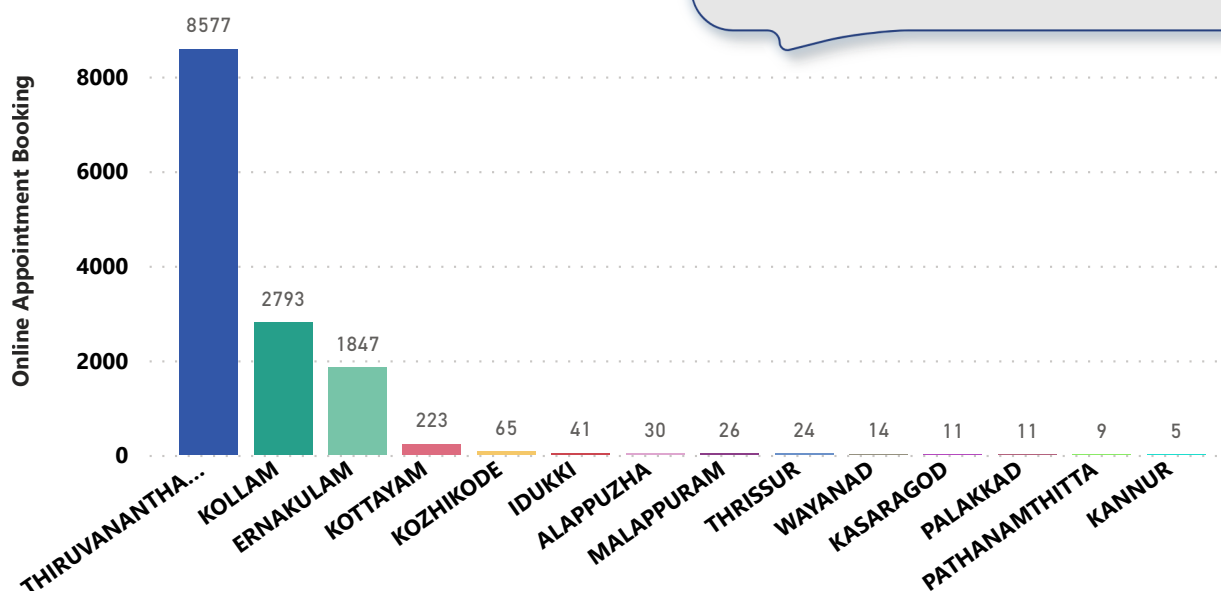
4. Status of Modules started in Hospitals

District-wise status of live institutions and the count of various modules [Reception, OP Consultation, Lab, Pharmacy] started.

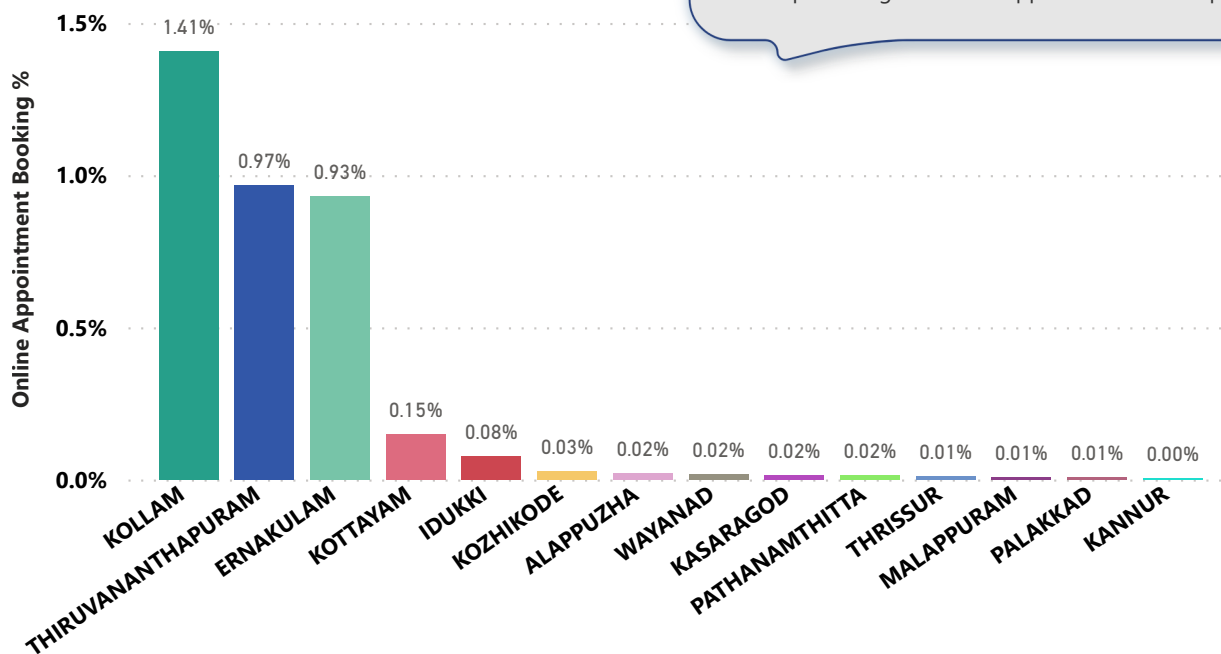
District Name	Live Institutions	Reception	Consultation	Lab	Pharmacy
THIRUVANANTHAPURAM	103	98 (95.1%)	87 (84.5%)	77 (74.8%)	74 (71.8%)
THRISSUR	55	52 (94.5%)	48 (87.3%)	37 (67.3%)	46 (83.6%)
MALAPPURAM	47	34 (72.3%)	24 (51.1%)	13 (27.7%)	13 (27.7%)
KOZHIKODE	38	30 (78.9%)	24 (63.2%)	16 (42.1%)	19 (50.%)
PALAKKAD	38	37 (97.4%)	36 (94.7%)	29 (76.3%)	17 (44.7%)
ERNAKULAM	34	27 (79.4%)	23 (67.6%)	11 (32.4%)	16 (47.1%)
KANNUR	27	26 (96.3%)	24 (88.9%)	18 (66.7%)	12 (44.4%)
KOTTAYAM	23	21 (91.3%)	20 (87.%)	10 (43.5%)	18 (78.3%)
KOLLAM	22	22 (100.%)	22 (100.%)	22 (100.%)	22 (100.%)
ALAPPUZHA	19	18 (94.7%)	17 (89.5%)	15 (78.9%)	16 (84.2%)
IDUKKI	19	17 (89.5%)	15 (78.9%)	11 (57.9%)	13 (68.4%)
KASARAGOD	19	19 (100.%)	19 (100.%)	15 (78.9%)	14 (73.7%)
PATHANAMTHITTA	18	17 (94.4%)	15 (83.3%)	11 (61.1%)	10 (55.6%)
WAYANAD	16	15 (93.8%)	14 (87.5%)	14 (87.5%)	12 (75.%)
Total	478	433 (90.6%)	388 (81.2%)	299 (62.6%)	302 (63.2%)

5. Percentage of Online Appointment Booking in Hospitals

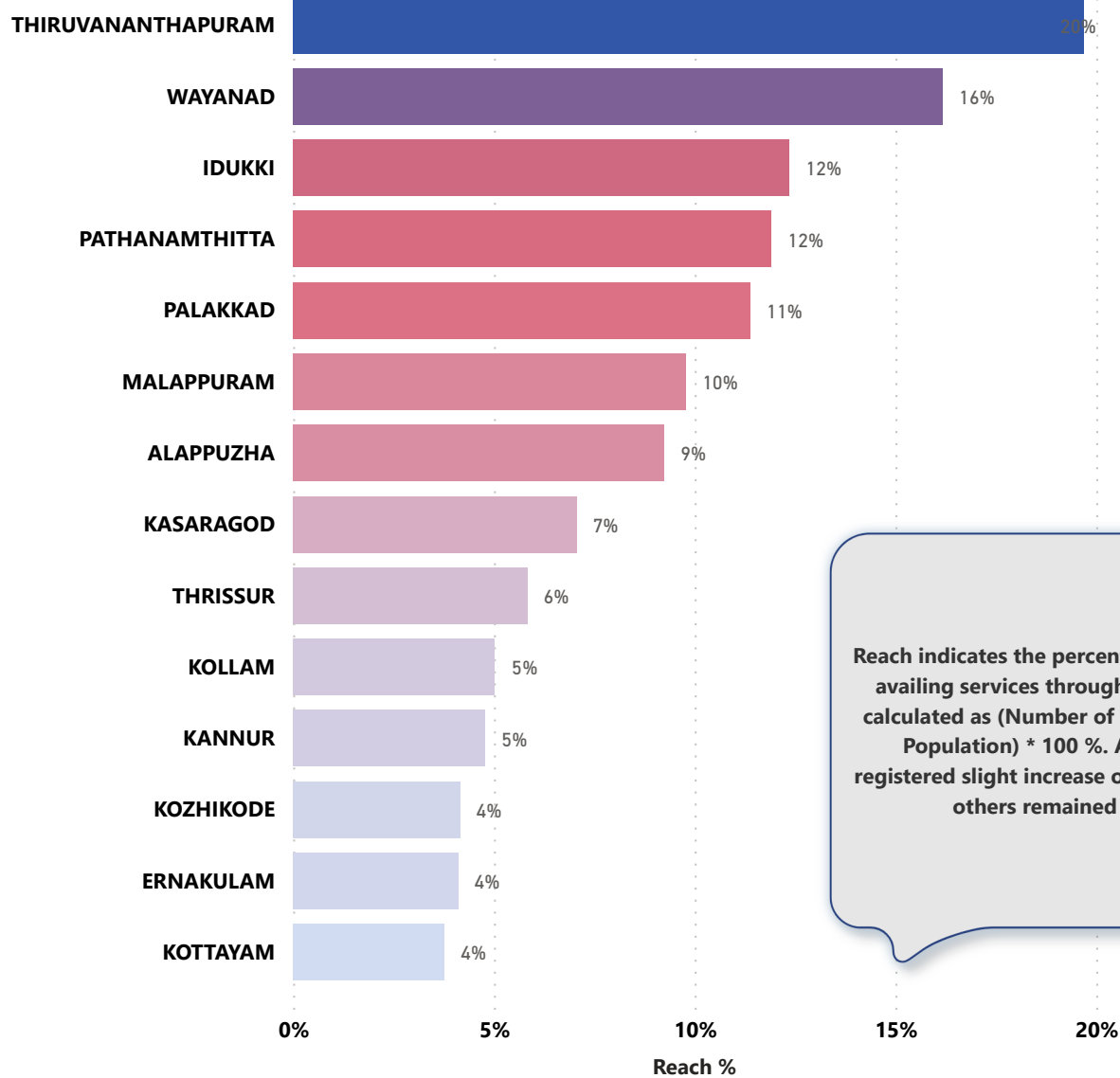
District-wise count of Online appointments taken during the month of November '22. TVM district remains at first position in the case of online appointments followed by Kollam and Ernakulam. Kannur district is at the last position.



District-wise % of online appointment booking up on OP visits for the month of November '22. Calculation is performed as (Online appointments/OP visits) * 100 %. Kollam district has the highest percentage of online appointments w.r.t op visits .



6. eHealth Performance - Reach



Reach indicates the percentage of population availing services through eHealth. This is calculated as $(\text{Number of UHID registered} / \text{Population}) * 100 \%$. A few districts registered slight increase of around 1% while others remained as same.

7. Public Health Survey Status

